








Daily Outlook

GLOBAL MARKETS & ECONOMIES | WEEKLY ECONOMIC INDICATORS | CURRENCIES | PRECIOUS METAL | OIL |

| Counter | News | Trend | Support | Resistance |
|---|--|-------|---------|------------|
|  EURUSD | EURUSD – Harga naik setelah USD melemah pada hari Selasa, menyerahkan sebagian penguatan di sesi sebelumnya, karena investor mengabaikan kekhawatiran tentang gejolak COVID China, meningkatkan permintaan untuk mata uang yang lebih berisiko. <i>Resistance di 1.0351, support di 1.0215</i> | ↑ | 1.0215 | 1.0351 |
|  USDJPY | USDJPY – Harga yen menguat setelah USD turun didorong oleh ekuitas yang lebih tinggi dan imbal hasil Treasury AS yang lebih rendah karena investor mengabaikan kekhawatiran meningkatnya kasus COVID-19 di China, meningkatkan permintaan untuk mata uang yang lebih berisiko. Fokus selanjutnya pada rilis risalah pertemuan Federal Reserve pada hari Kamis. <i>Resistance 141.91, support 140.76</i> | ↓ | 140.76 | 141.91 |
|  USDCHF | USDCHF – Harga turun setelah USD melemah pada hari Selasa, menyerahkan sebagian penguatan di sesi sebelumnya, karena investor mengabaikan kekhawatiran tentang gejolak COVID China, meningkatkan permintaan untuk mata uang yang lebih berisiko. <i>Resistance utama 0.9564, support 0.9485</i> | ↓ | 0.9485 | 0.9564 |
|  GBPUSD | GBPUSD – Pound Sterling ditutup menguat setelah data menunjukkan pemerintah Inggris meminjam kurang dari yang diharapkan pada bulan Oktober, meskipun defisit anggaran cenderung menggelembung di bulan-bulan mendatang berkat langkah-langkah dukungan tagihan energi dan ekonomi yang melambat. <i>Resistance utama 1.1952, support 1.1782</i> | ↑ | 1.1782 | 1.1952 |
|  AUDUSD | AUDUSD – Harga naik setelah USD turun didorong oleh ekuitas yang lebih tinggi dan imbal hasil Treasury AS yang lebih rendah karena investor mengabaikan kekhawatiran meningkatnya kasus COVID-19 di China, meningkatkan permintaan untuk mata uang yang lebih berisiko. Fokus selanjutnya pada rilis risalah pertemuan Federal Reserve pada hari Kamis. <i>Resistance 0.6662, support 0.6613</i> | ↑ | 0.6613 | 0.6662 |
|  XAUUSD | XAUUSD – Harga emas stabil karena dolar dan imbal hasil Treasury AS turun diimbangi oleh kenaikan ekuitas, investor menunggu petunjuk dari risalah pertemuan Federal Reserve yang akan di rilis pada hari Kamis tentang jalur kebijakan moneter selanjutnya. <i>Resistance 1747.27, support 1734.62</i> | ↓ | 1734.62 | 1747.27 |
|  CLc1 (WTI) | Oil – Harga minyak naik sekitar 1% setelah eksportir utama Arab Saudi mengatakan OPEC+ tetap bertahan dengan pengurangan produksi dan dapat mengambil langkah lebih lanjut untuk menyeimbangkan pasar. <i>Resistance 82.38, support 79.87</i> | ↑ | 79.87 | 82.38 |

ECONOMIC INDICATORS

| DATE | WIB | CT Y | INDICATORS | PER | ACTUAL | FORECAST | PREV. | REV. |
|----------------------|----------------------|--------------------------------|---|---|-------------|------------|-------------|-------------|
| Mon/21-Nov-22 | 14:00 | DE | PPI MoM | Oct | -4.2% | 0.9% | 2.3% | -- |
| | 14:00 | DE | PPI YoY | Oct | 34.5% | 41.5% | 45.8% | -- |
| | 15:30 | HK | CPI Composite YoY | Oct | 1.8% | 2% | 4.4% | -- |
| | 18:30 | EZ | ECB's Vasle Speaks | | | | | |
| | 19:00 | EZ | ECB's Holzmann Speaks | | | | | |
| | 21:15 | EZ | ECB's Holzmann, Simkus Speak | | | | | |
| Tue/22-Nov-22 | 00:30 | EZ | Bundesbank Chief Joachim Nagel Speaks in Frankfurt | | | | | |
| | 04:45 | NZ | Trade Balance NZD | Oct | NZ\$-2129m | NZ\$-1715m | NZ\$-1615m | NZ\$-1696m |
| | 04:45 | NZ | Trade Balance 12 Mth YTD NZD | Oct | NZ\$-12880m | -- | NZ\$-11945m | NZ\$-12030m |
| | 04:45 | NZ | Exports NZD | Oct | NZ\$6.14b | -- | NZ\$6.03b | NZ\$5.94b |
| | 04:45 | NZ | Imports NZD | Oct | NZ\$8.27b | -- | NZ\$7.64b | NZ\$7.63b |
| | 14:00 | AU | RBA's Lowe-Speech | | | | | |
| | 16:00 | EZ | ECB Current Account SA | Sep | €-8.1b | -- | €-26.3b | -- |
| | 16:00 | EZ | ECB's Holzmann Speaks | | | | | |
| | 17:00 | EZ | OECD Publishes Economic Outlook | | | | | |
| | 20:30 | CA | Retail Sales MoM | Sep | -0.5% | -0.5% | 0.7% | 0.4% |
| | 20:30 | CA | Retail Sales Ex Auto MoM | Sep | -0.7% | -0.6% | 0.7% | 0.5% |
| | 22:00 | EZ | Consumer Confidence | Nov P | -23.9 | -26 | -27.6 | -27.5 |
| | 23:00 | US | Fed's Mester Discusses Wages and Inflation | | | | | |
| | Wed/23-Nov-22 | 02:15 | US | Fed's George Takes Part in Policy Panel | | | | |
| 02:45 | | US | Fed's Bullard Discusses Heterogeneity in Macroeconomics | | | | | |
| 05:00 | | AU | S&P Global Australia PMI Composite | Nov P | -- | -- | 49.8 | -- |
| 05:00 | | AU | S&P Global Australia PMI Services | Nov P | -- | -- | 49.3 | -- |
| 05:00 | | AU | S&P Global Australia PMI Mfg | Nov P | -- | -- | 52.7 | -- |
| All | | JP | Bank Holiday (Workers Day) | | | | | |
| 08:00 | | NZ | RBNZ Official Cash Rate | 23-Nov | | 4.25% | 3.5% | -- |
| 15:30 | | EZ | ECB's Guindos Speaks | | | | | |
| 15:30 | | DE | S&P Global/BME Germany Manufacturing PMI | Nov P | | 46 | 45.1 | -- |
| 15:30 | | DE | S&P Global Germany Services PMI | Nov P | | 47 | 46.5 | -- |
| 15:30 | | DE | S&P Global Germany Composite PMI | Nov P | | 46 | 45.1 | -- |
| 16:00 | | EZ | S&P Global Eurozone Manufacturing PMI | Nov P | | -- | 46.4 | -- |
| 16:00 | | EZ | S&P Global Eurozone Services PMI | Nov P | | -- | 48.6 | -- |
| 16:00 | | EZ | S&P Global Eurozone Composite PMI | Nov P | | -- | 47.3 | -- |
| 16:30 | | GB | S&P Global/CIPS UK Manufacturing PMI | Nov P | | -- | 46.2 | -- |
| 16:30 | | GB | S&P Global/CIPS UK Services PMI | Nov P | | -- | 48.8 | -- |
| 16:30 | | GB | S&P Global/CIPS UK Composite PMI | Nov P | | -- | 48.2 | -- |
| 20:30 | | US | Durable Goods Orders | Oct P | | 0.4% | 0.4% | -- |
| 20:30 | | US | Durables Ex Transportation | Oct P | | 0.1% | -0.5% | -- |
| 20:30 | | US | Cap Goods Orders Nondef Ex Air | Oct P | | -0.2% | -0.4% | -- |
| 20:30 | | US | Cap Goods Ship Nondef Ex Air | Oct P | | -- | -0.5% | -- |
| 20:30 | | US | Initial Jobless Claims | 19-Nov | | -- | 222k | -- |
| 20:30 | | US | Continuing Claims | 12-Nov | | -- | 1507k | -- |
| 21:45 | | US | S&P Global US Manufacturing PMI | Nov P | | 50 | 50.4 | -- |
| 21:45 | | US | S&P Global US Services PMI | Nov P | | 48 | 47.8 | -- |
| 21:45 | | US | S&P Global US Composite PMI | Nov P | | -- | 48.2 | -- |
| 22:00 | | US | U. of Mich. Sentiment | Nov F | | 55.5 | 54.7 | -- |
| 22:00 | | US | U. of Mich. Current Conditions | Nov F | | -- | 57.8 | -- |
| 22:00 | | US | U. of Mich. Expectations | Nov F | | -- | 52.7 | -- |
| 22:00 | | US | U. of Mich. 1 Yr Inflation | Nov F | | -- | 5.1% | -- |
| 22:00 | | US | U. of Mich. 5-10 Yr Inflation | Nov F | | -- | 3% | -- |
| 22:00 | | US | New Home Sales | Oct | | 576k | 603k | -- |
| 22:00 | | US | New Home Sales MoM | Oct | | -4.6% | -10.9% | -- |
| 22:30 | | US | DOE U.S. Crude Oil Inventories | 18-Nov | | -- | -5400k | -- |
| 22:30 | US | DOE Cushing OK Crude Inventory | 18-Nov | | -- | -1624k | -- | |
| 22:30 | US | DOE U.S. Gasoline Inventories | 18-Nov | | -- | 2207k | -- | |
| 22:30 | US | DOE U.S. Distillate Inventory | 18-Nov | | -- | 1120k | -- | |
| 22:30 | US | DOE U.S. Refinery Utilization | 18-Nov | | -- | 0.8% | -- | |
| Thu/24-Nov-22 | 01:00 | US | Baker Hughes U.S. Rig Count | 25-Nov | | -- | -- | -- |
| | 02:00 | US | FOMC Meeting Minutes | 2-Nov | | -- | -- | -- |
| | 07:30 | JP | Jibun Bank Japan PMI Services | Nov P | | -- | 53.2 | -- |
| | 07:30 | JP | Jibun Bank Japan PMI Composite | Nov P | | -- | 51.8 | -- |
| | 07:30 | JP | Jibun Bank Japan PMI Mfg | Nov P | | -- | 50.7 | -- |
| | 12:00 | JP | Leading Index Cl | Sep F | | -- | 97.4 | -- |

| | | | | | | | | |
|----------------------|-------|----|---|-------|--|------|--------|----|
| | 12:00 | JP | Coincident Index | Sep F | | -- | 101.1 | -- |
| | 13:00 | JP | Machine Tool Orders YoY | Oct F | | -- | -5.4% | -- |
| | 16:00 | DE | IFO Business Climate | Nov | | 85 | 84.3 | -- |
| | 16:00 | DE | IFO Current Assessment | Nov | | -- | 94.1 | -- |
| | 16:00 | DE | IFO Expectations | Nov | | -- | 75.6 | -- |
| | 19:00 | CA | CFIB Business Barometer | Nov | | -- | 51.4 | -- |
| | 19:30 | EZ | ECB Publishes Account of October Policy Meeting | | | | | |
| | 20:00 | EZ | ECB's Schnabel Speaks | | | | | |
| | 20:30 | CA | Payroll Employment Change - SEPH | Sep | | -- | -22.2k | -- |
| | All | US | Bank Holiday (Thanksgiving Day) | | | | | |
| | 23:00 | EZ | ECB's Nagel Speaks | | | | | |
| Fri/25-Nov-22 | 04:00 | NZ | ANZ Consumer Confidence Index | Nov | | -- | 85.4 | -- |
| | 04:00 | NZ | ANZ Consumer Confidence MoM | Nov | | -- | 0.0% | -- |
| | 04:45 | NZ | Retail Sales Ex Inflation QoQ | 3Q | | -- | -2.3% | -- |
| | 06:30 | JP | Tokyo CPI YoY | Nov | | 3.6% | 3.5% | -- |
| | 06:30 | JP | Tokyo CPI Ex-Fresh Food YoY | Nov | | 3.5% | 3.4% | -- |
| | 06:30 | JP | Tokyo CPI Ex-Fresh Food, Energy YoY | Nov | | 2.3% | 2.2% | -- |
| | 06:50 | JP | PPI Services YoY | Oct | | -- | 2.1% | -- |
| | 14:00 | DE | GfK Consumer Confidence | Dec | | -39 | -41.9 | -- |
| | 14:00 | DE | GDP SA QoQ | 3Q F | | 0.3% | 0.3% | -- |
| | 14:00 | DE | GDP NSA YoY | 3Q F | | 1.1% | 1.1% | -- |
| | 14:00 | DE | GDP WDA YoY | 3Q F | | 1.2% | 1.2% | -- |
| | 14:30 | EZ | ECB's Muller Speaks | | | | | |
| | All | US | Bank Holiday (Thanksgiving Day) | | | | | |
| Sat/26-Nov-22 | 00:00 | EZ | ECB's Guindos Speaks | | | | | |

EUR/USD

Interest Rate: 2.00% (EU) / 3.75% - 4.00% (US)



| | | |
|------------|---------|------------------|
| RESISTANCE | 1.03952 | |
| | 1.03512 | |
| | 1.03273 | |
| SUPPORT | 1.02594 | |
| | 1.02154 | |
| | 1.01915 | |
| SUGGESTION | BUY | 1.0290 |
| | SELL | --- |
| | S/L | 1.0250 |
| | T/P: | 1.0360 1.0390 |

| DATE | OPEN | HIGH | LOW | RANGE | CLOSE | CHANGE | PREVIOUS |
|--------|---------|---------|---------|-------|---------|--------|----------|
| Nov 22 | 1.02412 | 1.03073 | 1.02394 | 67,9 | 1.03033 | ↑ 62,4 | 1.02409 |

| WEEKLY | | NOVEMBER | | 2022 | |
|------------------|------------------|------------------|------------------|------------------|------------------|
| HIGH | LOW | HIGH | LOW | HIGH | LOW |
| 1.03324 (21/Nov) | 1.02217 (21/Nov) | 1.04810 (15/Nov) | 0.97294 (03/Nov) | 1.14941 (10/Feb) | 0.95351 (28/Sep) |

All price & chart based on Valbury MT4 Platform

USDJPY

Interest Rate: 3.75% - 4.00% (US) / -0.10% (JP)



| | | |
|------------|---------|------------------|
| RESISTANCE | 143.074 | |
| | 142.653 | |
| | 141.917 | |
| SUPPORT | 140.760 | |
| | 140.339 | |
| | 139.603 | |
| SUGGESTION | BUY | --- |
| | SELL | 141.35 |
| | S/L | 141.90 |
| | T/P: | 140.75 140.35 |

| DATE | OPEN | HIGH | LOW | RANGE | CLOSE | CHANGE | PREVIOUS |
|--------|---------|---------|---------|-------|---------|--------|----------|
| Nov 22 | 142.097 | 142.231 | 141.074 | 115,7 | 141.182 | ↓ 91,6 | 142.098 |

| WEEKLY | | NOVEMBER | | 2022 | |
|------------------|------------------|------------------|------------------|------------------|------------------|
| HIGH | LOW | HIGH | LOW | HIGH | LOW |
| 142.244 (21/Nov) | 140.154 (21/Nov) | 148.815 (01/Nov) | 137.668 (15/Nov) | 151.933 (21/Oct) | 113.463 (24/Jan) |

GBP/USD

Interest Rate: 3.00% (GB)/ 3.75% - 4.00% (US)



| | | |
|------------|---------|------------------|
| RESISTANCE | 1.20033 | |
| | 1.19525 | |
| | 1.19181 | |
| SUPPORT | 1.18329 | |
| | 1.17821 | |
| | 1.17477 | |
| SUGGESTION | BUY | 1.1865 |
| | SELL | --- |
| | S/L | 1.1825 |
| | T/P: | 1.1935 1.1965 |

| DATE | OPEN | HIGH | LOW | RANGE | CLOSE | CHANGE | PREVIOUS |
|--------|---------|---------|---------|-------|---------|--------|----------|
| Nov 22 | 1.18171 | 1.19017 | 1.18165 | 85,2 | 1.18837 | ↑ 63,8 | 1.18199 |

| WEEKLY | | NOVEMBER | | 2022 | |
|------------------|------------------|------------------|------------------|------------------|------------------|
| HIGH | LOW | HIGH | LOW | HIGH | LOW |
| 1.19017 (22/Nov) | 1.17776 (21/Nov) | 1.20277 (15/Nov) | 1.11461 (04/Nov) | 1.37477 (13/Jan) | 1.03581 (26/Sep) |

All price & chart based on Valbury MT4 Platform

USD/CHF

Interest Rate: 3.75% - 4.00% (US)/ 0.50% (CH)



| | | |
|------------|---------|------------------|
| RESISTANCE | 0.96435 | |
| | 0.96153 | |
| | 0.95647 | |
| SUPPORT | 0.94859 | |
| | 0.94577 | |
| | 0.94071 | |
| SUGGESTION | BUY | --- |
| | SELL | 0.9525 |
| | S/L | 0.9560 |
| | T/P: | 0.9470 0.9445 |

| DATE | OPEN | HIGH | LOW | RANGE | CLOSE | CHANGE | PREVIOUS |
|--------|---------|---------|---------|-------|---------|--------|----------|
| Nov 22 | 0.95857 | 0.95871 | 0.95083 | 78,8 | 0.95141 | ↓ 71,3 | 0.95854 |

| WEEKLY | | NOVEMBER | | 2022 | |
|------------------|------------------|------------------|------------------|------------------|------------------|
| HIGH | LOW | HIGH | LOW | HIGH | LOW |
| 0.95973 (21/Nov) | 0.95083 (22/Nov) | 1.01466 (03/Nov) | 0.93559 (15/Nov) | 1.01468 (21/Oct) | 0.90908 (13/Jan) |

AUD/USD

Interest Rate: 2.85% (AU) / 3.75% - 4.00% (US)



| DATE | OPEN | HIGH | LOW | RANGE | CLOSE | CHANGE | PREVIOUS |
|--------|---------|---------|---------|-------|---------|--------|----------|
| Nov 22 | 0.66044 | 0.66508 | 0.66019 | 48,9 | 0.66443 | ↑ 39,4 | 0.66049 |

| WEEKLY | | NOVEMBER | | 2022 | |
|------------------|------------------|------------------|------------------|------------------|------------------|
| HIGH | LOW | HIGH | LOW | HIGH | LOW |
| 0.66830 (21/Nov) | 0.65840 (21/Nov) | 0.67966 (15/Nov) | 0.62713 (03/Nov) | 0.76603 (05/Apr) | 0.61692 (13/Oct) |

All price & chart based on Valbury MT4 Platform

NZD/USD

Interest Rate: 3.50% (NZ) / 3.75% - 4.00% (US)



| DATE | OPEN | HIGH | LOW | RANGE | CLOSE | CHANGE | PREVIOUS |
|--------|---------|---------|---------|-------|---------|--------|----------|
| Nov 22 | 0.60971 | 0.61620 | 0.60943 | 67,7 | 0.61481 | ↑ 50,9 | 0.60972 |

| WEEKLY | | NOVEMBER | | 2022 | |
|------------------|------------------|------------------|------------------|------------------|------------------|
| HIGH | LOW | HIGH | LOW | HIGH | LOW |
| 0.61683 (21/Nov) | 0.60866 (21/Nov) | 0.62052 (18/Nov) | 0.57396 (03/Nov) | 0.70331 (05/Apr) | 0.55109 (13/Oct) |

USD/CAD

Interest Rate: 3.75% - 4.00% (US) / 3.75% (CA)



| | | |
|------------|---------|------------------|
| RESISTANCE | 1.35143 | |
| | 1.34832 | |
| | 1.34263 | |
| SUPPORT | 1.33383 | |
| | 1.33072 | |
| | 1.32503 | |
| SUGGESTION | BUY | --- |
| | SELL | 1.3380 |
| | S/L | 1.3425 |
| | T/P: | 1.3335 1.3305 |

| DATE | OPEN | HIGH | LOW | RANGE | CLOSE | CHANGE | PREVIOUS |
|--------|---------|---------|---------|-------|---------|--------|----------|
| Nov 22 | 1.34511 | 1.34521 | 1.33641 | 88,0 | 1.33694 | ↓ 81,3 | 1.34507 |

| WEEKLY | | NOVEMBER | | 2022 | |
|------------------|------------------|------------------|------------------|------------------|------------------|
| HIGH | LOW | HIGH | LOW | HIGH | LOW |
| 1.34940 (21/Nov) | 1.33641 (22/Nov) | 1.38073 (03/Nov) | 1.32251 (15/Nov) | 1.39768 (13/Oct) | 1.24016 (05/Apr) |

All price & chart based on Valbury MT4 Platform

EURJPY

Interest Rate: 2.00% (EU) / -0.10% (JP)



| | | |
|------------|---------|------------------|
| RESISTANCE | 146.650 | |
| | 146.177 | |
| | 145.829 | |
| SUPPORT | 145.008 | |
| | 144.535 | |
| | 144.187 | |
| SUGGESTION | BUY | 145.40 |
| | SELL | --- |
| | S/L | 145.00 |
| | T/P: | 145.80 146.15 |

| DATE | OPEN | HIGH | LOW | RANGE | CLOSE | CHANGE | PREVIOUS |
|--------|---------|---------|---------|-------|---------|--------|----------|
| Nov 22 | 145.542 | 145.704 | 144.883 | 82,1 | 145.481 | ↓ 5,2 | 145.533 |

| WEEKLY | | NOVEMBER | | 2022 | |
|------------------|------------------|------------------|------------------|------------------|------------------|
| HIGH | LOW | HIGH | LOW | HIGH | LOW |
| 145.704 (22/Nov) | 144.322 (21/Nov) | 147.111 (01/Nov) | 142.552 (11/Nov) | 148.393 (21/Oct) | 124.384 (07/Mar) |

GOLD (XAU/USD)



| | | |
|------------|---------|--------------------|
| RESISTANCE | 1759.92 | |
| | 1754.75 | |
| | 1747.27 | |
| SUPPORT | 1734.62 | |
| | 1729.45 | |
| | 1721.97 | |
| SUGGESTION | BUY | --- |
| | SELL | 1742.00 |
| | S/L | 1747.00 |
| | T/P: | 1734.00 1729.00 |

| DATE | OPEN | HIGH | LOW | RANGE | CLOSE | CHANGE | PREVIOUS |
|--------|---------|---------|---------|-------|---------|--------|----------|
| Nov 22 | 1738.55 | 1749.59 | 1736.94 | 12.65 | 1739.78 | ↑ 2.18 | 1737.60 |

| WEEKLY | | NOVEMBER | | 2022 | |
|------------------|------------------|------------------|------------------|------------------|------------------|
| HIGH | LOW | HIGH | LOW | HIGH | LOW |
| 1752.90 (21/Nov) | 1732.43 (21/Nov) | 1786.42 (15/Nov) | 1616.50 (03/Nov) | 2070.27 (08/Mar) | 1614.69 (28/Sep) |

All price & chart based on Valbury MT4 Platform

SILVER – XAG/USD



| | | |
|------------|--------|----------------|
| RESISTANCE | 21.816 | |
| | 21.565 | |
| | 21.312 | |
| SUPPORT | 20.808 | |
| | 20.557 | |
| | 20.304 | |
| SUGGESTION | BUY | --- |
| | SELL | 21.05 |
| | S/L | 21.30 |
| | T/P: | 20.80 20.60 |

| DATE | OPEN | HIGH | LOW | RANGE | CLOSE | CHANGE | PREVIOUS |
|--------|--------|--------|--------|-------|--------|---------|----------|
| Nov 22 | 20.818 | 21.314 | 20.810 | 0.504 | 21.059 | ↑ 0.235 | 20.824 |

| WEEKLY | | NOVEMBER | | 2022 | |
|-----------------|-----------------|-----------------|-----------------|-----------------|-----------------|
| HIGH | LOW | HIGH | LOW | HIGH | LOW |
| 21.314 (22/Nov) | 20.560 (21/Nov) | 22.223 (15/Nov) | 18.812 (03/Nov) | 26.927 (08/Mar) | 17.536 (01/Sep) |

OIL WTI – CL-JAN/USD

(Exp. 16 December 2022)



| DATE | OPEN | HIGH | LOW | RANGE | CLOSE | CHANGE | PREVIOUS |
|--------|-------|-------|-------|-------|-------|--------|----------|
| Nov 22 | 80.23 | 82.37 | 79.86 | 2.51 | 81.13 | ↑ 0.86 | 80.27 |

| WEEKLY | | NOVEMBER | | 2022 | |
|----------------|----------------|----------------|----------------|-----------------|----------------|
| HIGH | LOW | HIGH | LOW | HIGH | LOW |
| 82.37 (22/Nov) | 75.30 (21/Nov) | 93.75 (07/Nov) | 75.30 (21/Nov) | 130.57 (07/Mar) | 74.27 (03/Jan) |

All price & chart based on Valbury MT4 Platform

PT. Valbury Asia Futures

Disclaimer

All contents of this report have been prepared by the Research Dept. of Valbury Asia Futures and are provided solely for informational purpose. We have taken reasonable measures to ensure the accuracy of the report, however, do not guarantee its accuracy and will not accept liability for any consequential loss or damage which may arise directly or indirectly from any use of the report.

Published by RESEARCH DEPARTMENT – PT VALBURY ASIA FUTURES
Menara Karya 9th Floor, Jl. HR Rasuna Said Blok X-5 Kav. 1-2 Jakarta 12950 Indonesia
Phone : +6221-25533777, Email: research@valbury.com