








Daily Outlook

GLOBAL MARKETS & ECONOMIES | WEEKLY ECONOMIC INDICATORS | CURRENCIES | PRECIOUS METAL | O I L |

Counter	News	Trend	Support	Resistance
 EURUSD	EURUSD – Harga naik setelah USD ditutup melemah pada perdagangan hari Rabu setelah Federal Reserve AS menaikkan suku bunga utamanya sebesar seperempat persentase poin, seperti yang diharapkan secara luas, dan menunjuk hanya satu kenaikan suku bunga lagi tahun ini. Resistance utama di 1.0927, support di 1.0774	↑	1.0774	1.0927
 USDJPY	USDJPY – Harga yen menguat terhadap USD yang turun pada hari Rabu setelah Federal Reserve AS menaikkan suku bunga utamanya sebesar 25 bps sesuai dengan ekspektasi dan mengisyaratkan hanya satu kenaikan suku bunga lagi tahun ini. Resistance 132.51, support 130.51	↓	130.51	132.51
 USDCHF	USDCHF – Harga turun setelah USD ditutup melemah pada perdagangan hari Rabu setelah Federal Reserve AS menaikkan suku bunga utamanya sebesar seperempat persentase poin, seperti yang diharapkan secara luas, dan menunjuk hanya satu kenaikan suku bunga lagi tahun ini. Resistance utama 0.9229, support 0.9131	↓	0.9131	0.9229
 GBPUSD	GBPUSD – Harga naik setelah USD ditutup melemah pada perdagangan hari Rabu setelah Federal Reserve AS menaikkan suku bunga utamanya sebesar seperempat persentase poin, seperti yang diharapkan secara luas, dan menunjuk hanya satu kenaikan suku bunga lagi tahun ini. Resistance utama 1.2332, support 1.2206	↑	1.2206	1.2332
 AUDUSD	AUDUSD – Harga naik karena USD turun pada hari Rabu setelah Federal Reserve AS menaikkan suku bunga utamanya sebesar 25bps sesuai dengan ekspektasi dan mengisyaratkan hanya satu kenaikan suku bunga lagi tahun ini. Resistance 0.6741, support 0.6643	↑	0.6643	0.6741
 XAUUSD	XAUUSD – Harga emas naik pada hari Rabu setelah Federal Reserve AS mengurangi pendekatan agresifnya untuk mengendalikan inflasi dan dalam pernyataan kebijakannya mengindikasikan akhir kenaikan suku bunga kedepannya. Resistance 1987.56, support 1942.99	↑	1942.99	1987.56
 CLc1 (WTI)	OIL – Harga minyak naik sekitar 2% ke level tertinggi dalam satu minggu pada hari Rabu karena dolar melemah ke level terendah dalam enam minggu setelah Federal Reserve AS memberikan kenaikan suku bunga lebih kecil dari yang diperkirakan dan mengisyaratkan kemungkinan menghentikan peningkatan suku bunga di masa depan. Resistance 71.21, support 68.81	↑	68.81	71.21

ECONOMIC INDICATORS

DATE	WIB	CT Y	INDICATORS	PER	ACTUAL	FORECAST	PREV.	REV.	
Mon/20-Mar-23	05:05	AU	RBA's Kent-Speech						
	07:01	GB	Rightmove House Prices MoM	Mar	0.8%	--	0.0%	--	
	07:01	GB	Rightmove House Prices YoY	Mar		--	3.9%	--	
	14:00	DE	PPI MoM	Feb	-0.3%	-0.5%	-1%	-1.2%	
	14:00	DE	PPI YoY	Feb	15.8%	14.5%	17.8%	17.6%	
	17:00	EZ	Trade Balance SA	Jan		--	-18.1b	--	
	17:00	EZ	Trade Balance NSA	Jan	€-30.6b	€-12.5b	€-8.8b	--	
Tue/21-Mar-23	04:45	NZ	Imports NZD	Feb	NZ\$5.95b	--	NZ\$7.42b	--	
	04:45	NZ	Exports NZD	Feb	NZ\$5.23b	--	NZ\$5.47b	NZ\$5.30b	
		04:45	NZ	Trade Balance NZD	Feb	NZ\$-714m	NZ\$-1450m	NZ\$-1954m	NZ\$-2113m
		04:45	NZ	Trade Balance 12 Mth YTD NZD	Feb	NZ\$-15640m	--	NZ\$-15477m	NZ\$-15650m
		All	JP	Bank Holiday (Vernal Equinox)					
		07:30	AU	RBA Minutes of March Policy Meeting					
		14:00	CH	Exports Real MoM	Feb		--	2.5%	--
		14:00	CH	Imports Real MoM	Feb		--	0.2%	--
		15:00	CH	KOF Institute Spring Economic Forecast					
		15:30	HK	BoP Overall	4Q		--	\$138.39b	--
		15:30	HK	BoP Current Account Balance	4Q	H\$63.8b	--	H\$115.84b	H\$117.1b
		17:00	EZ	ZEW Survey Expectations	Mar	10	16	29.7	--
		17:00	EZ	Construction Output MoM	Jan	3.91%	--	-2.5%	-2.31%
		17:00	EZ	Construction Output YoY	Jan	0.9%	--	-1.3%	-0.6%
		17:00	DE	ZEW Survey Expectations	Mar	13	17.1	28.1	--
		17:00	DE	ZEW Survey Current Situation	Mar	-46.5	-44.3	-45.1	--
		19:30	CA	CPI NSA MoM	Feb	0.4%	0.5%	0.5%	--
		19:30	CA	CPI YoY	Feb	5.2%	5.4%	5.9%	--
		19:30	CA	Consumer Price Index	Feb		--	153.9	--
		19:30	CA	CPI Core- Median YoY%	Feb	4.9%	4.8%	5%	--
		19:30	CA	CPI Core- Trim YoY%	Feb	4.8%	4.9%	5.1%	--
	19:30	EZ	ECB's Lagarde, Villeroy Speak						
	19:30	US	Philadelphia Fed Non-Manufacturing Activity	Mar		--	3.2	--	
	21:00	US	FOMC Begins Two-Day Meeting						
	21:00	US	Existing Home Sales	Feb	4.58m	4.20m	4.00m	--	
	21:00	US	Existing Home Sales MoM	Feb	14.5%	5%	-0.7%	--	
Wed/22-Mar-23	03:00	NZ	Westpac Consumer Confidence	1Q	77.7	--	75.6	--	
	06:30	AU	Westpac Leading Index MoM	Feb	-0.06%	--	-0.08%	-0.12%	
	13:00	JP	Machine Tool Orders YoY	Feb F		--	-10.7%	--	
	14:00	GB	CPIH YoY	Feb		--	8.8%	--	
	14:00	GB	CPI MoM	Feb	1.1%	0.6%	-0.6%	--	
	14:00	GB	CPI YoY	Feb	10.4%	9.9%	10.1%	--	
	14:00	GB	CPI Core YoY	Feb	6.2%	5.7%	5.8%	--	
	14:00	GB	Retail Price Index	Feb		--	360.3	--	
	14:00	GB	RPI MoM	Feb	1.2%	0.6%	0.0%	--	
	14:00	GB	RPI YoY	Feb	13.8%	13.3%	13.4%	--	
	14:00	GB	RPI Ex Mort Int.Payments (YoY)	Feb		--	12.6%	--	
	14:00	GB	PPI Output NSA MoM	Feb	-0.3%	0.2%	0.5%	--	
	14:00	GB	PPI Output NSA YoY	Feb	12.1%	12.4%	13.5%	--	
	14:00	GB	PPI Input NSA MoM	Feb	-0.1%	0.0%	-0.1%	0.4%	
	14:00	GB	PPI Input NSA YoY	Feb	12.7%	12%	14.1%	14.7%	
	15:45	EZ	ECB's Lagarde Speaks						
	16:00	EZ	ECB Current Account SA	Jan	€17b	€16.5b	€13b	--	
	16:30	EZ	ECB's Lane Speaks						
	16:30	GB	House Price Index YoY	Jan		--	9.8%	--	
	18:30	EZ	ECB's Rehn Speaks						
	19:00	EZ	ECB's Wunsch Speaks						
	20:45	EZ	ECB's Panetta Speaks						
	21:30	US	DOE U.S. Crude Oil Inventories	17-Mar	1117k	-1565k	1550k	--	
	21:30	US	DOE Cushing OK Crude Inventory	17-Mar	-1063k	-1558k	-1916k	--	
	21:30	US	DOE U.S. Gasoline Inventories	17-Mar	-6400k	-1677k	-2061k	--	
	21:30	US	DOE U.S. Distillate Inventory	17-Mar	-3313k	-1500k	-2537k	--	
	21:30	US	DOE U.S. Refinery Utilization	17-Mar	0.4%	1%	2.2%	--	
	23:45	EZ	ECB's Nagel Speaks						
Thu/23-Mar-23	00:30	CA	Bank of Canada Releases Summary of Deliberations						
	01:00	US	FOMC Rate Decision (Upper Bound)	22-Mar	5.00%	5.00%	4.75%	--	

	01:00	US	FOMC Rate Decision (Lower Bound)	22-Mar	4.75%	4.75%	4.50%	--
	01:00	US	Interest on Reserve Balances Rate	23-Mar		5.15%	4.65%	--
	01:30	US	Fed Chair Holds Press Conference Following FOMC Meeting					
	15:30	HK	CPI Composite YoY	Feb		--	2.4%	--
	15:30	CH	SNB Policy Rate	23-Mar		--	1.00%	--
	15:40	EZ	ECB's Stournaras speaks					
	17:00	EZ	ECB's Holzmann Speaks					
	19:00	GB	Bank of England Bank Rate	23-Mar		4.25%	4.00%	--
	19:30	US	Current Account Balance	4Q		-\$213.2b	-\$217.1b	--
	19:30	US	Initial Jobless Claims	18-Mar		--	192k	--
	19:30	US	Continuing Claims	11-Mar		--	1684k	--
	21:00	US	New Home Sales	Feb		650k	670k	--
	21:00	US	New Home Sales MoM	Feb		-3%	7.2%	--
	22:00	EZ	Consumer Confidence	Mar P		-18.9	-19	--
	22:00	GB	BOE's Catherine Mann speaks					
	23:00	EZ	ECB's Lane Speaks					
Fri/24-Mar-23	N/A	DE	Germany Sovereign Rating to be reviewed by S&P					
	05:00	AU	Judo Bank Australia PMI Composite	Mar P		--	50.6	--
	05:00	AU	Judo Bank Australia PMI Mfg	Mar P		--	50.5	--
	05:00	AU	Judo Bank Australia PMI Services	Mar P		--	50.7	--
	06:30	JP	Natl CPI YoY	Feb		3.3%	4.3%	--
	06:30	JP	Natl CPI Ex Fresh Food YoY	Feb		3.1%	4.2%	--
	06:30	JP	Natl CPI Ex Fresh Food, Energy YoY	Feb		3.4%	3.2%	--
	07:01	GB	GfK Consumer Confidence	Mar		--	-38	--
	07:30	JP	Jibun Bank Japan PMI Composite	Mar P		--	51.1	--
	07:30	JP	Jibun Bank Japan PMI Mfg	Mar P		--	47.7	--
	07:30	JP	Jibun Bank Japan PMI Services	Mar P		--	54	--
	08:35	EZ	ECB's De Cos Speaks in Hong Kong					
	14:00	GB	Retail Sales Inc Auto Fuel MoM	Feb		--	0.5%	--
	14:00	GB	Retail Sales Inc Auto Fuel YoY	Feb		--	-5.1%	--
	14:00	GB	Retail Sales Ex Auto Fuel MoM	Feb		--	0.4%	--
	14:00	GB	Retail Sales Ex Auto Fuel YoY	Feb		--	-5.3%	--
	15:30	DE	S&P Global/BME Germany Manufacturing PMI	Mar P		47.5	46.3	--
	15:30	DE	S&P Global Germany Services PMI	Mar P		51.3	50.9	--
	15:30	DE	S&P Global Germany Composite PMI	Mar P		--	50.7	--
	16:00	EZ	S&P Global Eurozone Manufacturing PMI	Mar P		48.8	48.5	--
	16:00	EZ	S&P Global Eurozone Composite PMI	Mar P		51.8	52	--
	16:00	EZ	S&P Global Eurozone Services PMI	Mar P		52.5	52.7	--
	16:15	EZ	ECB's Nagel Speaks					
	16:30	GB	S&P Global/CIPS UK Manufacturing PMI	Mar P		--	49.3	--
	16:30	GB	S&P Global/CIPS UK Services PMI	Mar P		--	53.5	--
	16:30	GB	S&P Global/CIPS UK Composite PMI	Mar P		--	53.1	--
	19:30	CA	Retail Sales MoM	Jan		--	0.5%	--
	19:30	CA	Retail Sales Ex Auto MoM	Jan		--	-0.6%	--
	19:30	US	Durable Goods Orders	Feb P		1.7%	-4.5%	--
	19:30	US	Durables Ex Transportation	Feb P		0.3%	0.8%	--
	19:30	US	Cap Goods Orders Nondef Ex Air	Feb P		--	0.8%	--
	19:30	US	Cap Goods Ship Nondef Ex Air	Feb P		--	1.1%	--
	20:45	US	S&P Global US Manufacturing PMI	Mar P		47.3	47.3	--
	20:45	US	S&P Global US Services PMI	Mar P		50.3	50.6	--
	20:45	US	S&P Global US Composite PMI	Mar P		--	50.1	--
	23:00	GB	BOE's Catherine Mann speaks on panel					
Sat/25-Mar-23	00:00	US	Baker Hughes U.S. Rig Count	24-Mar		--	--	--

EUR/USD

Interest Rate: 3.00% (EU)/ 4.50%- 4.75% (US)



RESISTANCE	1.10813
	1.09965
	1.09278
SUPPORT	1.07743
	1.06895
	1.06208
SUGGESTION	BUY 1.0830
	SELL ---
	S/L 1.0770
	T/P: 1.0940 1.0990

DATE	OPEN	HIGH	LOW	RANGE	CLOSE	CHANGE	PREVIOUS
Mar 22	1.07672	1.09116	1.07581	153,5	1.08592	↑ 92,0	1.07672

WEEKLY		MARCH		2023	
HIGH	LOW	HIGH	LOW	HIGH	LOW
1.09116 (22/Mar)	1.06305 (20/Mar)	1.09116 (22/Mar)	1.05153 (15/Mar)	1.10322 (02/Feb)	1.04824 (06/Jan)

price & chart based on Valbury MT4 Platform

USDJPY

Interest Rate: 4.50%- 4.75% (US)/-0.10%(JP)



RESISTANCE	134.508
	133.751
	132.510
SUPPORT	130.512
	129.755
	128.514
SUGGESTION	BUY ---
	SELL 131.45
	S/L 132.50
	T/P: 130.50 129.75

DATE	OPEN	HIGH	LOW	RANGE	CLOSE	CHANGE	PREVIOUS
Mar 22	132.451	132.993	130.995	199,8	131.270	↓ 118,0	132.450

WEEKLY		MARCH		2023	
HIGH	LOW	HIGH	LOW	HIGH	LOW
132.993 (22/Mar)	130.533 (20/Mar)	137.905 (08/Mar)	130.533 (20/Mar)	137.905 (08/Mar)	127.217 (16/Jan)

GBP/USD

Interest Rate: 4.00% (GB)/4.50%- 4.75% (US)



RESISTANCE	1.24584	
	1.23962	
	1.23322	
SUPPORT	1.22060	
	1.21438	
	1.20798	
SUGGESTION	BUY	1.2240
	SELL	---
	S/L	1.2190
	T/P:	1.2325 1.2370

DATE	OPEN	HIGH	LOW	RANGE	CLOSE	CHANGE	PREVIOUS
Mar 22	1.22183	1.23339	1.22077	126,2	1.22683	↑ 50,0	1.22183

WEEKLY		MARCH		2023	
HIGH	LOW	HIGH	LOW	HIGH	LOW
1.23339 (22/Mar)	1.21659 (20/Mar)	1.23339 (22/Mar)	1.18021 (08/Mar)	1.24469 (23/Jan)	1.18021 (08/Mar)

All price & chart based on Valbury MT4 Platform

USD/CHF

Interest Rate: 4.50%- 4.75% (US)/ 1.00% (CH)



RESISTANCE	0.93276	
	0.92861	
	0.92294	
SUPPORT	0.91312	
	0.90897	
	0.90330	
SUGGESTION	BUY	---
	SELL	0.9190
	S/L	0.9235
	T/P:	0.9120 0.9090

DATE	OPEN	HIGH	LOW	RANGE	CLOSE	CHANGE	PREVIOUS
Mar 22	0.92222	0.92446	0.91464	98,2	0.91727	↓ 49,6	0.92223

WEEKLY		MARCH		2023	
HIGH	LOW	HIGH	LOW	HIGH	LOW
0.93159 (21/Mar)	0.91464 (22/Mar)	0.94377 (08/Mar)	0.90704 (13/Mar)	0.94377 (08/Mar)	0.90584 (02/Feb)

AUD/USD

Interest Rate: 3.60% (AU)/4.50%- 4.75% (US)



RESISTANCE	0.68390	
	0.67984	
	0.67414	
SUPPORT	0.66438	
	0.66032	
	0.65462	
SUGGESTION	BUY	0.6675
	SELL	---
	S/L	0.6645
	T/P:	0.6740 0.6770

DATE	OPEN	HIGH	LOW	RANGE	CLOSE	CHANGE	PREVIOUS
Mar 22	0.66697	0.67579	0.66603	97,6	0.66843	↑ 14,8	0.66695

WEEKLY		MARCH		2023	
HIGH	LOW	HIGH	LOW	HIGH	LOW
0.67579 (22/Mar)	0.66487 (21/Mar)	0.67828 (01/Mar)	0.65633 (10/Mar)	0.71568 (02/Feb)	0.65633 (10/Mar)

All price & chart based on Valbury MT4 Platform

NZD/USD

Interest Rate: 4.75% (NZ)/4.50%- 4.75% (US)



RESISTANCE	0.63880	
	0.63348	
	0.62770	
SUPPORT	0.61660	
	0.61128	
	0.60550	
SUGGESTION	BUY	0.6215
	SELL	---
	S/L	0.6165
	T/P:	0.6275 0.6325

DATE	OPEN	HIGH	LOW	RANGE	CLOSE	CHANGE	PREVIOUS
Mar 22	0.61923	0.62816	0.61706	111,0	0.62192	↑ 26,9	0.61923

WEEKLY		MARCH		2023	
HIGH	LOW	HIGH	LOW	HIGH	LOW
0.62816 (22/Mar)	0.61663 (21/Mar)	0.62816 (22/Mar)	0.60837 (08/Mar)	0.65372 (02/Feb)	0.60837 (08/Mar)

USD/CAD

Interest Rate: 4.50%- 4.75% (US) / 4.50%(CA)



RESISTANCE	1.38454	
	1.37943	
	1.37579	
SUPPORT	1.36704	
	1.36193	
	1.35829	
SUGGESTION	BUY	---
	SELL	1.3725
	S/L	1.3755
	T/P:	1.3670 1.3640

DATE	OPEN	HIGH	LOW	RANGE	CLOSE	CHANGE	PREVIOUS
Mar 22	1.37095	1.37433	1.36558	87,5	1.37214	↑ 12,1	1.37093

WEEKLY		MARCH		2023	
HIGH	LOW	HIGH	LOW	HIGH	LOW
1.37461 (20/Mar)	1.36431 (21/Mar)	1.38608 (10/Mar)	1.35541 (03/Mar)	1.38608 (10/Mar)	1.32610 (02/Feb)

All price & chart based on Valbury MT4 Platform

EURJPY

Interest Rate: 3.50%(EU) / -0.10% (JP)



RESISTANCE	144.700	
	144.160	
	143.372	
SUPPORT	142.044	
	141.504	
	140.716	
SUGGESTION	BUY	142.45
	SELL	---
	S/L	142.05
	T/P:	143.35 143.75

DATE	OPEN	HIGH	LOW	RANGE	CLOSE	CHANGE	PREVIOUS
Mar 22	142.605	143.620	142.292	132,8	142.584	↓ 5,2	142.636

WEEKLY		MARCH		2023	
HIGH	LOW	HIGH	LOW	HIGH	LOW
143.620 (22/Mar)	138.822 (20/Mar)	145.559 (02/Mar)	138.822 (20/Mar)	145.559 (02/Mar)	137.377 (03/Jan)

GOLD (XAU/USD)



RESISTANCE	2032.13	
	2005.41	
	1987.56	
SUPPORT	1942.99	
	1916.27	
	1898.42	
SUGGESTION	BUY	1965.00
	SELL	---
	S/L	1943.00
	T/P:	1987.00 2005.00

DATE	OPEN	HIGH	LOW	RANGE	CLOSE	CHANGE	PREVIOUS
Mar 22	1939.44	1978.70	1934.13	44.57	1969.70	↑ 29.35	1940.35

WEEKLY		MARCH		2023	
HIGH	LOW	HIGH	LOW	HIGH	LOW
2009.65 (20/Mar)	1934.13 (22/Mar)	2009.65 (20/Mar)	1809.25 (08/Mar)	2009.65 (20/Mar)	1804.59 (28/Feb)

All price & chart based on Valbury MT4 Platform

SILVER – XAG/USD



RESISTANCE	24.065	
	23.557	
	23.263	
SUPPORT	22.461	
	21.953	
	21.659	
SUGGESTION	BUY	22.85
	SELL	---
	S/L	22.45
	T/P:	23.25 23.55

DATE	OPEN	HIGH	LOW	RANGE	CLOSE	CHANGE	PREVIOUS
Mar 22	22.354	23.050	22.248	0.802	22.968	↑ 0.603	22.365

WEEKLY		MARCH		2023	
HIGH	LOW	HIGH	LOW	HIGH	LOW
23.050 (22/Mar)	22.131 (21/Mar)	23.050 (22/Mar)	19.878 (10/Mar)	24.611 (02/Feb)	19.878 (10/Mar)

OIL WTI – CL-MAY/USD

(Exp. 18 April 2023)



DATE	OPEN	HIGH	LOW	RANGE	CLOSE	CHANGE	PREVIOUS
Mar 22	69.47	71.31	68.91	2.40	69.96	↑ 0.48	69.48

WEEKLY		MARCH		2023	
HIGH	LOW	HIGH	LOW	HIGH	LOW
71.31 (22/Mar)	64.38 (20/Mar)	80.94 (07/Mar)	64.38 (20/Mar)	82.67 (18/Jan)	64.38 (20/Mar)

All price & chart based on Valbury MT4 Platform

PT. Valbury Asia Futures

Disclaimer

All contents of this report have been prepared by the Research Dept. of Valbury Asia Futures and are provided solely for informational purpose. We have taken reasonable measures to ensure the accuracy of the report, however, do not guarantee its accuracy and will not accept liability for any consequential loss or damage which may arise directly or indirectly from any use of the report.

Published by RESEARCH DEPARTMENT – PT VALBURY ASIA FUTURES
Menara Karya 9th Floor, Jl. HR Rasuna Said Blok X-5 Kav. 1-2 Jakarta 12950 Indonesia
Phone : +6221-25533777, Email: research@valbury.com