








## Daily Outlook

GLOBAL MARKETS & ECONOMIES | WEEKLY ECONOMIC INDICATORS | CURRENCIES | PRECIOUS METAL | O I L |

Counter	News	Trend	Support	Resistance
 <b>EURUSD</b>	<b>EURUSD</b> – Harga naik setelah USD ditutup melemah terhadap mata uang utama dunia karena investor khawatir bahwa Federal Reserve AS dan Bank Sentral Eropa mungkin terlalu agresif dalam pengetatan kebijakan moneter untuk melawan inflasi. Resistance di 1.0894, support di 1.0781	↑	1.0781	1.0894
 <b>USDJPY</b>	<b>USDJPY</b> – Harga melemah setelah USD melonjak terhadap yen karena gubernur Bank of Japan mengulangi pernyataannya bahwa bank sentral akan mempertahankan kebijakan moneternya yang sangat longgar. Resistance 130.66, support 128.40	↑	128.40	130.66
 <b>USDCHF</b>	<b>USDCHF</b> – Harga turun setelah USD ditutup melemah terhadap mata uang utama dunia karena investor khawatir bahwa Federal Reserve AS dan Bank Sentral Eropa mungkin terlalu agresif dalam pengetatan kebijakan moneter untuk melawan inflasi. Resistance utama 0.9242, support 0.9149	↓	0.9149	0.9242
 <b>GBPUSD</b>	<b>GBPUSD</b> – Harga naik setelah USD ditutup melemah terhadap mata uang utama dunia karena investor khawatir bahwa Federal Reserve AS dan Bank Sentral Eropa mungkin terlalu agresif dalam pengetatan kebijakan moneter untuk melawan inflasi. Resistance utama 1.2446, support 1.2351	↓	1.2351	1.2446
 <b>AUDUSD</b>	<b>AUDUSD</b> – Harga naik setelah USD turun karena kekhawatiran investor bahwa Federal Reserve AS mungkin terlalu agresif dalam pengetatan kebijakan moneter untuk melawan inflasi. Resistance 0.6992, support 0.6925	↑	0.6925	0.6992
 <b>XAUUSD</b>	<b>XAUUSD</b> – Harga emas lebih rendah pada hari Jumat karena penguatan dolar meskipun harapan kenaikan suku bunga yang lebih lambat dari Federal Reserve AS mempertahankan emas berada di jalur untuk kenaikan mingguan kelima berturut-turut. Resistance 1936.28, support 1919.46	↑	1919.46	1936.28
 <b>CLc1 (WTI)</b>	<b>Oil</b> – Harga minyak naik sekitar \$1 per barel pada hari Jumat dan membukukan kenaikan mingguan kedua berturut-turut karena prospek ekonomi China yang cerah, meningkatkan ekspektasi untuk permintaan bahan bakar di ekonomi terbesar kedua di dunia itu. Resistance 82.46, support 80.47	↑	80.47	82.46

### ECONOMIC INDICATORS

DATE	WIB	CT Y	INDICATORS	PER	ACTUAL	FORECAST	PREV.	REV.
<b>Mon/16-Jan-23</b>	06:50	JP	PPI YoY	Dec	10.2%	9.5%	9.3%	9.7%
	06:50	JP	PPI MoM	Dec	0.5%	0.3%	0.6%	0.8%
	07:00	AU	Melbourne Institute Inflation MoM	Dec	0.2%	--	1%	--
	07:00	AU	Melbourne Institute Inflation YoY	Dec		--	5.9%	--
	13:00	JP	Machine Tool Orders YoY	Dec P	1%	--	-7.7%	--
	20:30	CA	Manufacturing Sales MoM	Nov	0%	0.5%	2.4%	--
		All	US	<b>Bank Holiday (Martin Luther King, Jr Day)</b>				
	21:00	CA	Existing Home Sales MoM	Dec		--	-3.3%	--
	22:00	GB	BOE's Bailey and Sam Woods testify on financial stability					
	22:30	CA	BoC Overall Business Outlook Survey	4Q		--	1.7	--
<b>Tue/17-Jan-23</b>	06:30	AU	Westpac Consumer Conf SA MoM	Jan	5%	--	3%	--
	06:30	AU	Westpac Consumer Conf Index	Jan	84.3	--	80.3	--
	09:00	CN	Industrial Production YoY	Dec	1.3%	0.2%	2.2%	--
	09:00	CN	Industrial Production YTD YoY	Dec	3%	3.8%	3%	--
	09:00	CN	Retail Sales YoY	Dec	-1.8%	-8.6%	-5.9%	--
	09:00	CN	Retail Sales YTD YoY	Dec	-0.25%	-0.7%	-0.09%	--
	09:00	CN	Surveyed Jobless Rate	Dec	5.5%	5.8%	5.7%	--
	09:00	CN	GDP YoY	4Q	2.9%	1.8%	3.9%	--
	09:00	CN	GDP SA QoQ	4Q	0.0%	-0.8%	3.9%	--
	09:00	CN	GDP YTD YoY	4Q	3%	2.7%	3%	--
	14:00	DE	CPI MoM	Dec F	-0.8%	-0.8%	-0.5%	--
	14:00	DE	CPI YoY	Dec F	8.6%	8.6%	10%	--
	14:00	DE	CPI EU Harmonized MoM	Dec F	-1.2%	-1.2%	0.0%	--
	14:00	DE	CPI EU Harmonized YoY	Dec F	9.6%	9.6%	11.3%	--
	14:00	GB	Payrolled Employees Monthly Change	Dec	19.7k	--	107k	16.1k
	14:00	GB	Claimant Count Rate	Dec	3.7%	3.7%	3.7%	--
	14:00	GB	Jobless Claims Change	Dec	27k	5k	27k	--
	14:00	GB	Average Weekly Earnings 3M/YoY	Nov	6.4%	6.2%	6.2%	--
	14:00	GB	Weekly Earnings ex Bonus 3M/YoY	Nov	6.4%	6.3%	6.1%	--
	14:00	GB	ILO Unemployment Rate 3Mths	Nov	3.7%	3.7%	3.7%	--
	14:00	GB	Employment Change 3M/3M	Nov	27k	5k	27k	--
	14:30	EZ	ECB's Centeno Speaks at WEF					
	17:00	EZ	ZEW Survey Expectations	Jan	16.7	--	-23.6	--
	17:00	DE	ZEW Survey Expectations	Jan	16.9	-15	-23.3	--
	17:00	DE	ZEW Survey Current Situation	Jan	-58.6	-58	-61.4	--
	20:15	CA	Housing Starts	Dec	248.6k	257.5k	264.2k	263k
	20:30	CA	CPI NSA MoM	Dec	-0.6%	-0.5%	0.1%	--
	20:30	CA	CPI YoY	Dec	6.3%	6.4%	6.8%	--
	20:30	CA	Consumer Price Index	Dec		--	154	--
	20:30	CA	CPI Core- Median YoY%	Dec	5%	--	5%	--
20:30	CA	CPI Core- Trim YoY%	Dec	5.3%	--	5.3%	--	
20:30	US	Empire Manufacturing	Jan	-32.9	-9	-11.2	--	
<b>Wed/18-Jan-23</b>	N/A	JP	BOJ CPI Current Forecast	1Q		--	2.9%	--
	N/A	JP	BOJ CPI Current Forecast +1	1Q		--	1.6%	--
	N/A	JP	BOJ CPI Current Forecast +2	1Q		--	1.6%	--
	N/A	JP	BOJ GDP Current Forecast	1Q		--	2%	--
	N/A	JP	BOJ GDP Current Forecast +1	1Q		--	1.9%	--
	N/A	JP	BOJ GDP Current Forecast +2	1Q		--	1.5%	--
	03:00	US	Fed's Williams Gives Welcoming Remarks					
	06:50	JP	Core Machine Orders MoM	Nov	-8.3%	-0.9%	5.4%	--
	06:50	JP	Core Machine Orders YoY	Nov	-3.7%	2.4%	0.4%	--
	10:00	JP	BOJ Policy Balance Rate	18-Jan	-0.1%	--	-0.1%	--
	10:00	JP	BOJ 10-Yr Yield Target	18-Jan	0.0%	--	0.0%	--
	11:30	JP	Industrial Production MoM	Nov F	0.2%	-0.1%	-3.2%	--
	11:30	JP	Industrial Production YoY	Nov F	-0.9%	--	3.8%	--
	14:00	GB	CPIH YoY	Dec		--	9.3%	--
	14:00	GB	CPI MoM	Dec	0.4%	0.4%	0.4%	--
	14:00	GB	CPI YoY	Dec	10.5%	10.5%	10.7%	--
	14:00	GB	CPI Core YoY	Dec	6.3%	6.2%	6.3%	--
	14:00	GB	Retail Price Index	Dec		--	358.3	--
	14:00	GB	RPI MoM	Dec	0.6%	0.7%	0.6%	--
	14:00	GB	RPI YoY	Dec	13.4%	13.6%	14%	--
	14:00	GB	RPI Ex Mort Int.Payments (YoY)	Dec		--	13.5%	--
	16:15	EZ	ECB's Villeroy Speaks at WEF					
	16:30	GB	House Price Index YoY	Nov	10.3%	10.4%	12.6%	--
17:00	EZ	Construction Output MoM	Nov	-0.81%	--	1.3%	1%	
17:00	EZ	Construction Output YoY	Nov	1.3%	--	2.2%	1.9%	

	17:00	EZ	CPI MoM	Dec F	-0.4%	-0.3%	-0.1%	--
	17:00	EZ	CPI YoY	Dec F	9.2%	9.2%	10.1%	--
	17:00	EZ	CPI Core YoY	Dec F	5.2%	5.2%	5%	--
	19:15	EZ	ECB's Villeroy Speaks at WEF					
	20:30	CA	Industrial Product Price MoM	Dec	-1.1%	-0.3%	-0.4%	--
	20:30	CA	Raw Materials Price Index MoM	Dec	-3.1%	--	-0.8%	--
	20:30	US	Retail Sales Advance MoM	Dec	-1.1%	-0.8%	-0.6%	--
	20:30	US	Retail Sales Ex Auto MoM	Dec	-1.1%	-0.4%	-0.2%	--
	20:30	US	Retail Sales Ex Auto and Gas	Dec	-0.7%	-0.1%	-0.2%	-0.5%
	20:30	US	Retail Sales Control Group	Dec	-0.7%	-0.3%	-0.2%	--
	20:30	US	PPI Final Demand MoM	Dec	-0.5%	-0.1%	0.3%	0.2%
	20:30	US	PPI Ex Food and Energy MoM	Dec	0.1%	0.1%	0.4%	0.2%
	20:30	US	PPI Ex Food, Energy, Trade MoM	Dec		0.2%	0.3%	--
	20:30	US	PPI Final Demand YoY	Dec	6.2%	6.8%	7.4%	7.3%
	20:30	US	PPI Ex Food and Energy YoY	Dec	5.5%	5.7%	6.2%	--
	20:30	US	PPI Ex Food, Energy, Trade YoY	Dec		--	4.9%	--
	21:00	US	Fed's Bostic Makes Welcoming Remarks at Academic Conference					
	21:15	US	Industrial Production MoM	Dec	-0.7%	-0.1%	-0.2%	-0.6%
	21:15	US	Manufacturing (SIC) Production	Dec	-1.3%	-0.3%	-0.6%	-1.1%
	21:15	US	Capacity Utilization	Dec	78.8%	79.6%	79.7%	79.4%
	22:00	US	Business Inventories	Nov	0.4%	0.4%	0.3%	0.2%
	22:00	US	NAHB Housing Market Index	Jan	35	31	31	--
<b>Thu/19-Jan-23</b>	02:00	US	Federal Reserve Releases Beige Book					
	02:00	US	Fed's Harker Discusses the Economic Outlook					
	04:00	US	Net Long-term TIC Flows	Nov	\$171.5b	--	\$67.8b	--
	04:00	US	Total Net TIC Flows	Nov	\$213.1b	--	\$179.9b	--
	05:00	US	Fed's Logan Gives Speech in Austin					
	06:50	JP	Trade Balance	Dec	¥-1448.5b	¥-1652.8b	¥-2027.4b	¥-2029b
	06:50	JP	Trade Balance Adjusted	Dec	¥--1720b	¥-1630.6b	¥-1732.3b	¥--1780b
	06:50	JP	Exports YoY	Dec	11.5%	10.1%	20%	--
	06:50	JP	Imports YoY	Dec	20.6%	22.4%	30.3%	--
	07:00	AU	Consumer Inflation Expectation	Jan	5.6%	--	5.2%	--
	07:01	GB	RICS House Price Balance	Dec	-42%	-30%	-25%	-26%
	07:30	AU	Full Time Employment Change	Dec	17.6k	--	34.2k	33.2k
	07:30	AU	Employment Change	Dec	-14.6k	22.5k	64.0k	58.2k
	07:30	AU	RBA FX Transactions Market	Dec		--	A\$672m	--
	07:30	AU	Participation Rate	Dec	66.6%	66.8%	66.8%	--
	07:30	AU	Part Time Employment Change	Dec	-32.2k	--	29.8k	25k
	07:30	AU	Unemployment Rate	Dec	3.5%	3.4%	3.4%	3.5%
	15:30	HK	Unemployment Rate SA	Dec	3.5%	--	3.7%	--
	16:00	EZ	ECB Current Account SA	Nov	€13.41b	--	€-0.4b	€-4.5b
	16:30	GB	Bank of England Bank Liabilities/Credit Conditions Surveys					
	17:30	EZ	ECB's Lagarde Speaks at WEF					
	19:30	EZ	ECB Publishes Account of December 2022 Policy Meeting					
	20:30	CA	Wholesale Trade Sales MoM	Nov	0.5%	1.9%	1.9%	--
	20:30	US	Building Permits	Dec	1330k	1370k	1351k	--
	20:30	US	Building Permits MoM	Dec	-1.6%	1.4%	-10.6%	--
	20:30	US	Philadelphia Fed Business Outlook	Jan	-8.9	-11	-13.8	-13.7
	20:30	US	Housing Starts	Dec	1382k	1359k	1427k	1401k
	20:30	US	Housing Starts MoM	Dec	-1.4%	-5.4%	-0.5%	-1.8%
	20:30	US	Initial Jobless Claims	14-Jan	190k	214k	205k	--
	20:30	US	Continuing Claims	7-Jan	1647k	1660k	1634k	1630k
	21:00	EZ	ECB's Knot Speaks at WEF					
	21:00	US	Fed's Collins Speaks at Housing Conference					
	23:00	US	DOE U.S. Crude Oil Inventories	13-Jan	8408k	-593k	18962k	--
	23:00	US	DOE Cushing OK Crude Inventory	13-Jan	3646k	--	2511k	--
	23:00	US	DOE U.S. Gasoline Inventories	13-Jan	3483k	2529k	4114k	--
	23:00	US	DOE U.S. Distillate Inventory	13-Jan	-1939k	122k	-1069k	--
	23:00	US	DOE U.S. Refinery Utilization	13-Jan	1.2%	3.8%	4.5%	--
<b>Fri/20-Jan-23</b>	00:00	EZ	ECB's Schnabel Speaks					
	01:15	US	Fed's Brainard Discusses the Economic Outlook					
	04:30	NZ	BusinessNZ Manufacturing PMI	Dec	47.2	--	47.4	--
	06:30	JP	Natl CPI YoY	Dec	4%	4%	3.8%	--
	06:30	JP	Natl CPI Ex Fresh Food YoY	Dec	4%	4%	3.7%	--
	06:30	JP	Natl CPI Ex Fresh Food, Energy YoY	Dec	3%	3.1%	2.8%	--
	06:35	US	Fed's Williams Speaks at Event in New York					
	07:01	GB	GfK Consumer Confidence	Jan	-45	-40	-42	--
	14:00	DE	PPI MoM	Dec	-0.4%	-1.2%	-3.9%	--
	14:00	DE	PPI YoY	Dec	21.6%	20.8%	28.2%	--

	14:00	GB	Retail Sales Inc Auto Fuel MoM	Dec	-1%	0.5%	-0.4%	-0.5%
	14:00	GB	Retail Sales Inc Auto Fuel YoY	Dec	-5.8%	-4.1%	-5.9%	-5.7%
	14:00	GB	Retail Sales Ex Auto Fuel MoM	Dec	-1.1%	0.4%	-0.3%	--
	14:00	GB	Retail Sales Ex Auto Fuel YoY	Dec	-6.1%	-4.4%	-5.9%	-5.6%
	15:30	HK	CPI Composite YoY	Dec	2%	1.9%	1.8%	--
	17:00	EZ	ECB's Lagarde Speaks at WEF					
	20:30	CA	Retail Sales MoM	Nov	-0.1%	-0.5%	1.4%	1.3%
	20:30	CA	Retail Sales Ex Auto MoM	Nov	-0.6%	-0.4%	1.7%	1.6%
	21:00	US	Fed's Harker Discusses the Economic Outlook					
	22:00	US	Existing Home Sales	Dec	4.02m	3.96m	4.09m	4.08m
	22:00	US	Existing Home Sales MoM	Dec	-1.5%	-3.2%	-7.7%	-7.9%
<b>Sat/21-Jan-23</b>	01:00	US	Baker Hughes U.S. Rig Count	20-Jan	771	--	775	--
	01:00	US	Fed's Waller Speaks at the Council on Foreign Relations					

DATE	WIB	CT Y	INDICATORS	PER	ACTUAL	FORECAST	PREV.	REV.
<b>Mon/23-Jan-23</b>	06:50	JP	BOJ Minutes of Dec. Meeting					
	All	CN	Bank Holiday (Chinese New Year)					
	All	HK	Bank Holiday (Chinese New Year)					
	All	KR	Bank Holiday (Korean New Year)					
	21:30	EZ	ECB's Panetta Speaks					
	22:00	EZ	Consumer Confidence	Jan P		--	-22.2	--
	22:00	US	Leading Index	Dec		-0.7%	-1%	--
	23:00	EZ	ECB's Holzmann Speaks at Book Presentation in Vienna					
<b>Tue/24-Jan-23</b>	00:45	EZ	ECB's Lagarde Speaks					
	04:30	NZ	Performance Services Index	Dec		--	53.7	--
	05:00	AU	Judo Bank Australia PMI Composite	Jan P		--	47.5	--
	05:00	AU	Judo Bank Australia PMI Mfg	Jan P		--	50.2	--
	05:00	AU	Judo Bank Australia PMI Services	Jan P		--	47.3	--
	All	CN	Bank Holiday (Chinese New Year)					
	All	HK	Bank Holiday (Chinese New Year)					
	All	KR	Bank Holiday (Korean New Year)					
	07:30	AU	NAB Business Confidence	Dec		--	-4	--
	07:30	AU	NAB Business Conditions	Dec		--	20	--
	07:30	JP	Jibun Bank Japan PMI Composite	Jan P		--	49.7	--
	07:30	JP	Jibun Bank Japan PMI Mfg	Jan P		--	48.9	--
	07:30	JP	Jibun Bank Japan PMI Services	Jan P		--	51.1	--
	14:00	DE	GfK Consumer Confidence	Feb		-33	-37.8	--
	14:00	CH	Exports Real MoM	Dec		--	-2.80%	--
	14:00	CH	Imports Real MoM	Dec		--	-0.60%	--
	15:10	EZ	ECB's Knot Speaks					
	15:30	DE	S&P Global/BME Germany Manufacturing PMI	Jan P		48	47.1	--
	15:30	DE	S&P Global Germany Services PMI	Jan P		49.6	49.2	--
	15:30	DE	S&P Global Germany Composite PMI	Jan P		49.5	49	--
	16:00	EZ	S&P Global Eurozone Manufacturing PMI	Jan P		48.5	47.8	--
	16:00	EZ	S&P Global Eurozone Composite PMI	Jan P		49.6	49.3	--
	16:00	EZ	S&P Global Eurozone Services PMI	Jan P		50	49.8	--
	16:30	GB	S&P Global/CIPS UK Manufacturing PMI	Jan P		--	45.3	--
	16:30	GB	S&P Global/CIPS UK Services PMI	Jan P		--	49.9	--
	16:30	GB	S&P Global/CIPS UK Composite PMI	Jan P		--	49	--
	18:00	GB	CBI Business Optimism	Jan		--	-48	--
	20:30	US	Philadelphia Fed Non-Manufacturing Activity	Jan		--	-17.1	--
	21:45	US	S&P Global US Manufacturing PMI	Jan P		46.5	46.2	--
	21:45	US	S&P Global US Services PMI	Jan P		46	44.7	--
	21:45	US	S&P Global US Composite PMI	Jan P		--	45	--
<b>Wed/25-Jan-23</b>	04:45	NZ	CPI QoQ	4Q		1.4%	2.2%	--
	04:45	NZ	CPI YoY	4Q		7.1%	7.2%	--
	04:45	NZ	CPI Tradeable QoQ	4Q		0.8%	2.2%	--
	04:45	NZ	CPI Non Tradeable QoQ	4Q		1.7%	2%	--
	06:30	AU	Westpac Leading Index MoM	Dec		--	-0.13%	--
	All	CN	Bank Holiday (Chinese New Year)					
	All	HK	Bank Holiday (Chinese New Year)					
	07:30	AU	CPI QoQ	4Q		1.6%	1.8%	--
	07:30	AU	CPI Weighted Median YoY	4Q		5.5%	5%	--
	07:30	AU	CPI YoY	4Q		7.5%	7.3%	--
	07:30	AU	CPI Weighted Median QoQ	4Q		1.4%	1.4%	--
	07:30	AU	CPI Trimmed Mean YoY	4Q		6.5%	6.1%	--
	07:30	AU	CPI Trimmed Mean QoQ	4Q		1.6%	1.8%	--
	07:30	AU	CPI YoY	Dec		7.7%	7.3%	--
	07:30	AU	CPI Trimmed Mean YoY	Dec		5.9%	5.6%	--
	12:00	JP	Leading Index CI	Nov F		--	97.6	--

	12:00	JP	Coincident Index	Nov F		--	99.1	--
	14:00	GB	PPI Output NSA MoM	Nov		0.3%	0.9%	--
	14:00	GB	PPI Output NSA YoY	Nov		16.4%	17.2%	--
	14:00	GB	PPI Input NSA MoM	Nov		0.2%	0.8%	--
	14:00	GB	PPI Input NSA YoY	Nov		17.9%	17.2%	--
	14:00	GB	PPI Output NSA MoM	Dec		--	--	--
	14:00	GB	PPI Output NSA YoY	Dec		--	--	--
	14:00	GB	PPI Input NSA MoM	Dec		--	--	--
	14:00	GB	PPI Input NSA YoY	Dec		--	--	--
	16:00	DE	IFO Business Climate	Jan		90.6	88.6	--
	16:00	DE	IFO Current Assessment	Jan		94.8	94.4	--
	16:00	DE	IFO Expectations	Jan		85	83.2	--
	22:00	CA	Bank of Canada Rate Decision	25-Jan		4.5%	4.25%	--
	22:30	US	DOE U.S. Crude Oil Inventories	20-Jan		--	8408k	--
	22:30	US	DOE Cushing OK Crude Inventory	20-Jan		--	3646k	--
	22:30	US	DOE U.S. Gasoline Inventories	20-Jan		--	3483k	--
	22:30	US	DOE U.S. Distillate Inventory	20-Jan		--	-1939k	--
	22:30	US	DOE U.S. Refinery Utilization	20-Jan		--	1.2%	--
<b>Thu/26-Jan-23</b>	06:50	JP	BOJ Summary of Opinions (Jan. MPM)					
	06:50	JP	PPI Services YoY	Dec		1.6%	1.70%	--
	<b>All</b>	<b>AU</b>	<b>Bank Holiday (Australia Day)</b>					
	<b>All</b>	<b>CN</b>	<b>Bank Holiday (Chinese New Year)</b>					
	13:00	JP	Machine Tool Orders YoY	Dec F		--	1.00%	--
	15:30	HK	Imports YoY	Dec		--	-20.30%	--
	15:30	HK	Trade Balance HKD	Dec		--	-27.1b	--
	15:30	HK	Exports YoY	Dec		--	-24.10%	--
	18:00	CA	CFIB Business Barometer	Jan		--	50.9	--
	20:30	CA	Payroll Employment Change - SEPH	Nov		--	-5.4k	--
	20:30	US	GDP Annualized QoQ	4Q A		2.6%	3.20%	--
	20:30	US	Personal Consumption	4Q A		--	2.30%	--
	20:30	US	GDP Price Index	4Q A		3.2%	4.40%	--
	20:30	US	Core PCE QoQ	4Q A		--	4.70%	--
	20:30	US	Advance Goods Trade Balance	Dec		-\$88.8b	-\$83.3b	--
	20:30	US	Wholesale Inventories MoM	Dec P		--	1.00%	--
	20:30	US	Retail Inventories MoM	Dec		--	0.10%	--
	20:30	US	Initial Jobless Claims	21-Jan		--	190k	--
	20:30	US	Continuing Claims	14-Jan		--	1647k	--
	20:30	US	Durable Goods Orders	Dec P		2.8%	-2.10%	--
	20:30	US	Durables Ex Transportation	Dec P		-0.2%	0.10%	--
	20:30	US	Cap Goods Orders Nondef Ex Air	Dec P		-0.2%	0.10%	--
	20:30	US	Cap Goods Ship Nondef Ex Air	Dec P		--	-0.10%	--
	22:00	US	New Home Sales	Dec		614k	640k	--
	22:00	US	New Home Sales MoM	Dec		-4.1%	5.80%	--
<b>Fri/27-Jan-23</b>	06:30	JP	Tokyo CPI YoY	Jan		4%	4%	--
	06:30	JP	Tokyo CPI Ex-Fresh Food YoY	Jan		4.2%	4%	--
	06:30	JP	Tokyo CPI Ex-Fresh Food, Energy YoY	Jan		2.9%	2.7%	--
	<b>All</b>	<b>CN</b>	<b>Bank Holiday (Chinese New Year)</b>					
	07:00	NZ	ANZ Business Confidence	Jan		--	-70.2	--
	07:00	NZ	ANZ Activity Outlook	Jan		--	-25.6	--
	07:30	AU	PPI YoY	4Q		--	6.4%	--
	07:30	AU	Export Price Index QoQ	4Q		-1.3%	-3.6%	--
	07:30	AU	Import Price Index QoQ	4Q		1.3%	3%	--
	07:30	AU	PPI QoQ	4Q		--	1.9%	--
	20:30	US	Personal Income	Dec		0.2%	0.4%	--
	20:30	US	Personal Spending	Dec		-0.1%	0.1%	--
	20:30	US	Real Personal Spending	Dec		--	0.0%	--
	20:30	US	PCE Deflator MoM	Dec		0.0%	0.1%	--
	20:30	US	PCE Deflator YoY	Dec		5%	5.5%	--
	20:30	US	PCE Core Deflator MoM	Dec		0.3%	0.2%	--
	20:30	US	PCE Core Deflator YoY	Dec		4.4%	4.7%	--
	22:00	US	Pending Home Sales NSA YoY	Dec		--	-38.6%	--
	22:00	US	Pending Home Sales MoM	Dec		-1%	-4%	--
	22:00	US	U. of Mich. Sentiment	Jan F		64.6	64.6	--
	22:00	US	U. of Mich. Current Conditions	Jan F		--	68.6	--
	22:00	US	U. of Mich. Expectations	Jan F		--	62	--
	22:00	US	U. of Mich. 1 Yr Inflation	Jan F		--	4%	--
	22:00	US	U. of Mich. 5-10 Yr Inflation	Jan F		--	3%	--
<b>Sat/28-Jan-23</b>	01:00	US	Baker Hughes U.S. Rig Count	27-Jan		--	--	--

### EUR/USD

Interest Rate: 2.50% (EU) / 4.25% - 4.50% (US)



RESISTANCE	1.09315	
	1.08948	
	1.08750	
SUPPORT	1.08185	
	1.07818	
	1.07620	
SUGGESTION	BUY	1.0850
	SELL	---
	S/L	1.0820
	T/P:	1.0900 1.0920

DATE	OPEN	HIGH	LOW	RANGE	CLOSE	CHANGE	PREVIOUS
Jan 20	1.08291	1.08580	1.08015	56,5	1.08553	↑ 25,3	1.08300

WEEKLY		JANUARY		2023	
HIGH	LOW	HIGH	LOW	HIGH	LOW
1.08866 (18/Jan)	1.07654 (18/Jan)	1.08866 (18/Jan)	1.04824 (06/Jan)	1.08866 (18/Jan)	1.04824 (06/Jan)

All price & chart based on Valbury MT4 Platform

### USDJPY

Interest Rate: 4.25% - 4.50% (US) / -0.10% (JP)



RESISTANCE	132.922	
	131.762	
	130.664	
SUPPORT	128.406	
	127.246	
	126.148	
SUGGESTION	BUY	129.50
	SELL	---
	S/L	128.40
	T/P:	130.65 131.75

DATE	OPEN	HIGH	LOW	RANGE	CLOSE	CHANGE	PREVIOUS
Jan 20	128.414	130.603	128.345	225,8	129.565	↑ 115,2	128.413

WEEKLY		JANUARY		2023	
HIGH	LOW	HIGH	LOW	HIGH	LOW
131.572 (18/Jan)	127.217 (16/Jan)	134.766 (06/Jan)	127.217 (16/Jan)	134.766 (06/Jan)	127.217 (16/Jan)

### GBP/USD

Interest Rate: 3.50% (GB) / 4.25% - 4.50% (US)



RESISTANCE	1.24896	
	1.24465	
	1.24206	
SUPPORT	1.23516	
	1.23085	
	1.22826	
SUGGESTION	BUY	---
	SELL	1.2405
	S/L	1.2445
	T/P:	1.2350 1.2325

DATE	OPEN	HIGH	LOW	RANGE	CLOSE	CHANGE	PREVIOUS
Jan 20	1.23846	1.24035	1.23345	69,0	1.23946	↑ 8,0	1.23866

WEEKLY		JANUARY		2023	
HIGH	LOW	HIGH	LOW	HIGH	LOW
1.24348 (18/Jan)	1.21685 (17/Jan)	1.24348 (18/Jan)	1.18401 (06/Jan)	1.24348 (18/Jan)	1.18401 (06/Jan)

All price & chart based on Valbury MT4 Platform

### USD/CHF

Interest Rate: 4.25% - 4.50% (US) / 1.00% (CH)



RESISTANCE	0.93364	
	0.92850	
	0.92429	
SUPPORT	0.91494	
	0.90980	
	0.90559	
SUGGESTION	BUY	---
	SELL	0.9200
	S/L	0.9265
	T/P:	0.9130 0.9100

DATE	OPEN	HIGH	LOW	RANGE	CLOSE	CHANGE	PREVIOUS
Jan 20	0.91511	0.92337	0.91402	93,5	0.92007	↑ 48,6	0.91521

WEEKLY		JANUARY		2023	
HIGH	LOW	HIGH	LOW	HIGH	LOW
0.92873 (16/Jan)	0.90843 (18/Jan)	0.94072 (06/Jan)	0.90843 (18/Jan)	0.94072 (06/Jan)	0.90843 (18/Jan)

### AUD/USD

Interest Rate: 3.10% (AU) / 4.25% - 4.50% (US)



RESISTANCE	0.70598	
	0.70162	
	0.69925	
SUPPORT	0.69252	
	0.68816	
	0.68579	
SUGGESTION	BUY	0.6955
	SELL	---
	S/L	0.6925
	T/P:	0.6990 0.7015

DATE	OPEN	HIGH	LOW	RANGE	CLOSE	CHANGE	PREVIOUS
Jan 20	0.69103	0.69727	0.69054	67,3	0.69687	↑ 57,9	0.69108

WEEKLY		JANUARY		2023	
HIGH	LOW	HIGH	LOW	HIGH	LOW
0.70627 (18/Jan)	0.68708 (19/Jan)	0.70627 (18/Jan)	0.66870 (03/Jan)	0.70627 (18/Jan)	0.66870 (03/Jan)

All price & chart based on Valbury MT4 Platform

### NZD/USD

Interest Rate: 4.25% (NZ) / 4.25% - 4.50% (US)



RESISTANCE	0.65831	
	0.65286	
	0.64995	
SUPPORT	0.64159	
	0.63614	
	0.63323	
SUGGESTION	BUY	0.6460
	SELL	---
	S/L	0.6415
	T/P:	0.6500 0.6530

DATE	OPEN	HIGH	LOW	RANGE	CLOSE	CHANGE	PREVIOUS
Jan 20	0.63931	0.64741	0.63905	83,6	0.64704	↑ 77,3	0.63931

WEEKLY		JANUARY		2023	
HIGH	LOW	HIGH	LOW	HIGH	LOW
0.65294 (18/Jan)	0.63603 (16/Jan)	0.65294 (18/Jan)	0.61903 (06/Jan)	0.65294 (18/Jan)	0.61903 (06/Jan)



### USD/CAD

Interest Rate: 4.25% - 4.50% (US) / 4.25% (CA)



RESISTANCE	1.35792	
	1.35377	
	1.34594	
SUPPORT	1.33396	
	1.32981	
	1.32198	
SUGGESTION	BUY	---
	SELL	1.3400
	S/L	1.3460
	T/P:	1.3340 1.3300

DATE	OPEN	HIGH	LOW	RANGE	CLOSE	CHANGE	PREVIOUS
Jan 20	1.34656	1.34963	1.33765	119,8	1.33810	↓ 84,5	1.34655

WEEKLY		JANUARY		2023	
HIGH	LOW	HIGH	LOW	HIGH	LOW
1.35193 (19/Jan)	1.33496 (18/Jan)	1.36841 (03/Jan)	1.33205 (13/Jan)	1.36841 (03/Jan)	1.33205 (13/Jan)

All price & chart based on Valbury MT4 Platform

### EURJPY

Interest Rate: 2.50% (EU) / -0.10% (JP)



RESISTANCE	143.708	
	142.449	
	141.556	
SUPPORT	139.404	
	138.145	
	137.252	
SUGGESTION	BUY	140.50
	SELL	---
	S/L	139.40
	T/P:	141.55 142.45

DATE	OPEN	HIGH	LOW	RANGE	CLOSE	CHANGE	PREVIOUS
Jan 20	139.058	141.191	139.039	215,2	140.662	↑ 157,8	139.084

WEEKLY		JANUARY		2023	
HIGH	LOW	HIGH	LOW	HIGH	LOW
141.682 (18/Jan)	137.909 (19/Jan)	142.844 (11/Jan)	137.377 (03/Jan)	142.844 (11/Jan)	137.377 (03/Jan)

## GOLD (XAU/USD)



DATE	OPEN	HIGH	LOW	RANGE	CLOSE	CHANGE	PREVIOUS
Jan 20	1931.39	1937.41	1920.59	16.82	1927.31	↓ 4.69	1932.00

WEEKLY		JANUARY		2023	
HIGH	LOW	HIGH	LOW	HIGH	LOW
1937.41 (20/Jan)	1896.49 (18/Jan)	1937.41 (20/Jan)	1823.61 (03/Jan)	1937.41 (20/Jan)	1823.61 (03/Jan)

*All price & chart based on Valbury MT4 Platform*

## SILVER – XAG/USD



DATE	OPEN	HIGH	LOW	RANGE	CLOSE	CHANGE	PREVIOUS
Jan 20	23.822	24.052	23.681	0.371	23.918	↑ 0.104	23.814

WEEKLY		JANUARY		2023	
HIGH	LOW	HIGH	LOW	HIGH	LOW
24.486 (16/Jan)	23.143 (19/Jan)	24.526 (03/Jan)	23.094 (05/Jan)	24.526 (03/Jan)	23.094 (05/Jan)

## OIL WTI – CL-MAR/USD

(Exp. 17 February 2023)



DATE	OPEN	HIGH	LOW	RANGE	CLOSE	CHANGE	PREVIOUS
Jan 20	80.90	81.91	79.92	1.99	81.74	↑ 0.89	80.85

WEEKLY		JANUARY		2023	
HIGH	LOW	HIGH	LOW	HIGH	LOW
82.67 (18/Jan)	78.47 (19/Jan)	82.67 (18/Jan)	72.48 (05/Jan)	82.67 (18/Jan)	72.48 (05/Jan)

*All price & chart based on Valbury MT4 Platform*

PT. Valbury Asia Futures

## Disclaimer

All contents of this report have been prepared by the Research Dept. of Valbury Asia Futures and are provided solely for informational purpose. We have taken reasonable measures to ensure the accuracy of the report, however, do not guarantee its accuracy and will not accept liability for any consequential loss or damage which may arise directly or indirectly from any use of the report.

Published by RESEARCH DEPARTMENT – PT VALBURY ASIA FUTURES  
Menara Karya 9th Floor, Jl. HR Rasuna Said Blok X-5 Kav. 1-2 Jakarta 12950 Indonesia  
Phone : +6221-25533777, Email: [research@valbury.com](mailto:research@valbury.com)