








## Daily Outlook

GLOBAL MARKETS & ECONOMIES | WEEKLY ECONOMIC INDICATORS | CURRENCIES | PRECIOUS METAL | OIL |

### “USD Naik Di Tengah Prospek Suku Bunga AS Yang Tinggi Lebih Lama”

| Counter   | News  | Trend | Support | Resistance |
|---|---|-------|---------|------------|
|  <b>CLc1 (WTI)</b> | <b>OIL</b> – Harga minyak turun pada hari Senin karena para pedagang fokus pada fundamental pasar, melihat sedikit risiko jangka pendek bahwa konflik Timur Tengah akan berdampak pada pasokan. Resistance 82.69, support 81.13   | ↓     | 81.13   | 82.69      |
|  <b>XAUUSD</b>     | <b>XAUUSD</b> – Harga emas turun lebih dari 2% ke level terendah dalam satu minggu pada hari Senin karena meredanya kekhawatiran atas konflik Timur Tengah yang lebih luas, mendorong investor untuk mengurangi perdagangan safe-haven dan beralih ke aset-aset yang lebih berisiko seperti ekuitas. Resistance 2368.38, support 2305.16  | ↓     | 2305.16 | 2368.38    |
|  <b>EURUSD</b>     | <b>EURUSD</b> – Euro ditutup melemah terhadap USD setelah investor mengamati terhadap pelanggaran kebijakan The Fed telah menyebabkan penetapan ulang jadwal penurunan suku bunga global, namun ekspektasi terhadap Bank Sentral Eropa (ECB) dan Bank of England (BoE) untuk mulai melakukan pemotongan pada pertengahan tahun ini masih tetap ada. Resistance utama di 1.0695, support di 1.0601   | ↑     | 1.0601  | 1.0695     |
|  <b>USDJPY</b>   | <b>USDJPY</b> – Yen mencapai posisi terendah baru menjelang pertemuan kebijakan Bank of Japan (BOJ) pada hari Jumat dan USD naik ke level tertinggi baru dalam 34 tahun terakhir terhadap yen dalam perdagangan yang tenang pada hari Senin dengan para investor mengambil isyarat dari sikap suku bunga Federal Reserve yang lebih tinggi untuk jangka waktu yang lebih lama meskipun mereka tetap waspada terhadap tanda-tanda intervensi oleh Jepang untuk menopang mata uangnya yang sedang terpuruk. Resistance 154.92, support 154.61 | ↑     | 154.61  | 154.92     |
|  <b>GBPUSD</b>   | <b>GBPUSD</b> – Pound Sterling ditutup melemah terhadap USD setelah investor mengamati terhadap pelanggaran kebijakan The Fed telah menyebabkan penetapan ulang jadwal penurunan suku bunga global, namun ekspektasi terhadap Bank Sentral Eropa (ECB) dan Bank of England (BoE) untuk mulai melakukan pemotongan pada pertengahan tahun ini masih tetap ada. Resistance utama 1.2439, support 1.2301   | ↓     | 1.2301  | 1.2439     |
|  <b>USDCHF</b>   | <b>USDCHF</b> – Harga naik setelah USD ditutup menguat ke level tertinggi baru dalam 34 tahun terhadap Yen Jepang dalam perdagangan yang tenang pada hari Senin, karena investor mengambil isyarat dari sikap suku bunga Federal Reserve yang lebih tinggi untuk jangka waktu yang lebih lama, bahkan ketika mereka tetap waspada terhadap tanda-tanda intervensi Jepang untuk menopang mata uangnya yang sedang kesulitan. Resistance utama 0.9137, support 0.9087   | ↑     | 0.9087  | 0.9137     |
|  <b>AUDUSD</b>   | <b>AUDUSD</b> – Harga turun karena USD naik didukung oleh kuatnya perekonomian AS dan tekanan inflasi yang terus-menerus memicu sikap Federal Reserve yang lebih hawkish. Resistance 0.6461, support 0.6427   | ↓     | 0.6427  | 0.6461     |

### ECONOMIC INDICATORS

| DATE                 | WIB   | CT Y                            | INDICATORS  | PER   | ACTUAL | FORECAST | PREV.   | REV. |
|----------------------|-------|---------------------------------|---|-------|--------|----------|---------|------|
| <b>Mon/22-Apr-24</b> | 16:05 | GB                              | BOE's Benjamin speaks                               |       |        |          |         |      |
|                      | 19:30 | CA                              | Industrial Product Price MoM                        | Mar   | 0.8%   | 0.8%     | 0.7%    | 1.1% |
|                      | 21:00 | EZ                              | Consumer Confidence                                 | Apr P | -14.7  | -14      | -14.9   | --   |
|                      | 22:30 | EZ                              | ECB's Villeroy speaks in Paris                      |       |        |          |         |      |
| <b>Tue/23-Apr-24</b> | 06:00 | AU                              | Judo Bank Australia PMI Composite                   | Apr P |        | --       | 53.3    | --   |
|                      | 06:00 | AU                              | Judo Bank Australia PMI Mfg                         | Apr P |        | --       | 47.3    | --   |
|                      | 06:00 | AU                              | Judo Bank Australia PMI Services                    | Apr P |        | --       | 54.4    | --   |
|                      | 07:30 | JP                              | Jibun Bank Japan PMI Composite                      | Apr P |        | --       | 51.7    | --   |
|                      | 07:30 | JP                              | Jibun Bank Japan PMI Mfg                            | Apr P |        | --       | 48.2    | --   |
|                      | 07:30 | JP                              | Jibun Bank Japan PMI Services                       | Apr P |        | --       | 54.1    | --   |
|                      | 14:30 | DE                              | HCOB Germany Manufacturing PMI                      | Apr P |        | 43.5     | 41.9    | --   |
|                      | 14:30 | DE                              | HCOB Germany Services PMI                           | Apr P |        | 50.1     | 50.1    | --   |
|                      | 14:30 | DE                              | HCOB Germany Composite PMI                          | Apr P |        | 48.8     | 47.7    | --   |
|                      | 15:00 | EZ                              | HCOB Eurozone Manufacturing PMI                     | Apr P |        | 46.6     | 46.1    | --   |
|                      | 15:00 | EZ                              | HCOB Eurozone Services PMI                          | Apr P |        | 51.4     | 51.5    | --   |
|                      | 15:00 | EZ                              | HCOB Eurozone Composite PMI                         | Apr P |        | 50.6     | 50.3    | --   |
|                      | 15:00 | GB                              | BOE's Haskel speaks                                 |       |        |          |         |      |
|                      | 15:30 | HK                              | CPI Composite YoY                                   | Mar   |        | --       | 2.1%    | --   |
|                      | 15:30 | GB                              | S&P Global UK Manufacturing PMI                     | Apr P |        | --       | 50.3    | --   |
|                      | 15:30 | GB                              | S&P Global UK Services PMI                          | Apr P |        | --       | 53.1    | --   |
|                      | 15:30 | GB                              | S&P Global UK Composite PMI                         | Apr P |        | --       | 52.8    | --   |
|                      | 18:15 | GB                              | BOE's Huw Pill speaks                               |       |        |          |         |      |
|                      | 19:30 | EZ                              | ECB's Nagel Speaks in Berlin                        |       |        |          |         |      |
|                      | 19:30 | US                              | Philadelphia Fed Non-Manufacturing Activity         | Apr   |        | --       | -18.3   | --   |
| 20:45                | US    | S&P Global US Manufacturing PMI | Apr P   |       | 51.8   | 51.9     | --      |      |
| 20:45                | US    | S&P Global US Services PMI      | Apr P   |       | 52.1   | 51.7     | --      |      |
| 20:45                | US    | S&P Global US Composite PMI     | Apr P   |       | --     | 52.1     | --      |      |
| 21:00                | US    | Revisions: Retail Sales         |   |       |        |          |         |      |
| 21:00                | US    | New Home Sales                  | Mar   |       | 670k   | 662k     | --      |      |
| 21:00                | US    | New Home Sales MoM              | Mar   |       | 1.2%   | -0.3%    | --      |      |
| <b>Wed/24-Apr-24</b> | 05:45 | NZ                              | Exports NZD   | Mar   |        | --       | 5.89b   | --   |
|                      | 05:45 | NZ                              | Trade Balance NZD                                   | Mar   |        | --       | -218m   | --   |
|                      | 05:45 | NZ                              | Trade Balance 12 Mth YTD NZD                        | Mar   |        | --       | -11991m | --   |
|                      | 05:45 | NZ                              | Imports NZD   | Mar   |        | --       | 6.11b   | --   |
|                      | 06:50 | JP                              | PPI Services YoY                                    | Mar   |        | 2.1%     | 2.1%    | --   |
|                      | 08:30 | AU                              | CPI YoY   | Mar   |        | 3.4%     | 3.4%    | --   |
|                      | 08:30 | AU                              | CPI Weighted Median YoY                             | 1Q    |        | 4.1%     | 4.4%    | --   |
|                      | 08:30 | AU                              | CPI Weighted Median QoQ                             | 1Q    |        | 0.9%     | 0.9%    | --   |
|                      | 08:30 | AU                              | CPI Trimmed Mean QoQ                                | 1Q    |        | 0.9%     | 0.8%    | --   |
|                      | 08:30 | AU                              | CPI QoQ   | 1Q    |        | 0.8%     | 0.6%    | --   |
|                      | 08:30 | AU                              | CPI Trimmed Mean YoY                                | 1Q    |        | 3.9%     | 4.2%    | --   |
|                      | 08:30 | AU                              | CPI YoY   | 1Q    |        | 3.5%     | 4.1%    | --   |
|                      | 14:00 | EZ                              | Bundesbank Chief Nagel Speaks on Central Bank Money |       |        |          |         |      |
|                      | 14:35 | EZ                              | ECB's Cipollone Speaks in Frankfurt                 |       |        |          |         |      |
|                      | 15:00 | DE                              | Ifo Business Climate                                | Apr   |        | 89       | 87.8    | --   |
|                      | 15:00 | DE                              | Ifo Current Assessment                              | Apr   |        | 89       | 88.1    | --   |
|                      | 15:00 | DE                              | Ifo Expectations                                    | Apr   |        | 88.5     | 87.5    | --   |
|                      | 15:00 | CH                              | UBS Survey Expectations                             | Apr   |        | --       | 11.5    | --   |
|                      | 19:30 | CA                              | Retail Sales MoM                                    | Feb   |        | 0.1%     | -0.3%   | --   |
|                      | 19:30 | CA                              | Retail Sales Ex Auto MoM                            | Feb   |        | -0.2%    | 0.5%    | --   |
|                      | 19:30 | US                              | Durable Goods Orders                                | Mar P |        | 2.8%     | 1.3%    | --   |
|                      | 19:30 | US                              | Durables Ex Transportation                          | Mar P |        | 0.3%     | 0.3%    | --   |
|                      | 19:30 | US                              | Cap Goods Orders Nondef Ex Air                      | Mar P |        | 0.2%     | 0.7%    | --   |
|                      | 19:30 | US                              | Cap Goods Ship Nondef Ex Air                        | Mar P |        | --       | -0.6%   | --   |
| 21:30                | US    | DOE U.S. Crude Oil Inventories  | 19-Apr  |       | 1650k  | 2735k    | --      |      |
| 21:30                | US    | DOE Cushing OK Crude Inventory  | 19-Apr  |       | --     | 33k      | --      |      |
| 21:30                | US    | DOE U.S. Gasoline Inventories   | 19-Apr  |       | -1000k | -1154k   | --      |      |
| 21:30                | US    | DOE U.S. Distillate Inventory   | 19-Apr  |       | -900k  | -2760k   | --      |      |
| 21:30                | US    | DOE U.S. Refinery Utilization   | 19-Apr  |       | 0.6%   | -0.2%    | --      |      |
| <b>Thu/25-Apr-24</b> | 00:30 | CA                              | Bank of Canada Releases Summary of Deliberations    |       |        |          |         |      |
|                      |       | ALL                             | NZ <b>Bank Holiday (ANZAC Day)</b>                  |       |        |          |         |      |
|                      |       | ALL                             | AU <b>Bank Holiday (ANZAC Day)</b>                  |       |        |          |         |      |
|                      | 12:00 | JP                              | Leading Index Cl                                    | Feb F |        | --       | 111.8   | --   |
|                      | 12:00 | JP                              | Coincident Index                                    | Feb F |        | --       | 110.9   | --   |
|                      | 13:00 | DE                              | GfK Consumer Confidence                             | May   |        | -25.5    | -27.4   | --   |
|                      | 14:00 | EZ                              | ECB's Schnabel Speaks in Frankfurt                  |       |        |          |         |      |

|                      |       |    |  |        |          |          |          |  |
|----------------------|-------|----|--|--------|----------|----------|----------|--|
|                      | 15:00 | EZ | ECB Publishes Economic Bulletin                    |        |          |          |          |  |
|                      | 15:20 | EZ | ECB's Vujcic Speaks                                |        |          |          |          |  |
|                      | 15:30 | HK | Exports YoY  | Mar    | --       | -0.8%    | --       |  |
|                      | 15:30 | HK | Imports YoY  | Mar    | --       | -1.8%    | --       |  |
|                      | 15:30 | HK | Trade Balance HKD                                  | Mar    | --       | -41.7b   | --       |  |
|                      | 18:00 | CA | CFIB Business Barometer                            | Apr    | --       | 52.7     | --       |  |
|                      | 19:30 | CA | Payroll Employment Change - SEPH                   | Feb    | --       | 39.8k    | --       |  |
|                      | 19:30 | US | GDP Annualized QoQ                                 | 1Q A   | 2.3%     | 3.4%     | --       |  |
|                      | 19:30 | US | Personal Consumption                               | 1Q A   | --       | 3.3%     | --       |  |
|                      | 19:30 | US | GDP Price Index                                    | 1Q A   | 3.0%     | 1.6%     | --       |  |
|                      | 19:30 | US | Core PCE Price Index QoQ                           | 1Q A   | --       | 2.0%     | --       |  |
|                      | 19:30 | US | Advance Goods Trade Balance                        | Mar    | -\$90.4b | -\$91.8b | -\$90.3b |  |
|                      | 19:30 | US | Retail Inventories MoM                             | Mar    | --       | 0.5%     | 0.6%     |  |
|                      | 19:30 | US | Wholesale Inventories MoM                          | Mar P  | 0.2%     | 0.5%     | --       |  |
|                      | 19:30 | US | Initial Jobless Claims                             | 20-Apr | --       | 212k     | --       |  |
|                      | 19:30 | US | Continuing Claims                                  | 13-Apr | --       | 1812k    | --       |  |
|                      | 21:00 | US | Pending Home Sales MoM                             | Mar    | 1.0%     | 1.6%     | --       |  |
|                      | 21:00 | US | Pending Home Sales NSA YoY                         | Mar    | --       | -2.2%    | --       |  |
|                      | 22:15 | EZ | Bundesbank Chief Nagel Speaks About Climate Change |        |          |          |          |  |
| <b>Fri/26-Apr-24</b> | N/A   | JP | BOJ Target Rate (Upper Bound)                      | 26-Apr | --       | 0.1%     | --       |  |
|                      | N/A   | JP | BOJ Target Rate (Lower Bound)                      | 26-Apr | --       | 0.0%     | --       |  |
|                      | N/A   | JP | BOJ GDP Current Forecast                           | 2Q     | --       | 1.2%     | --       |  |
|                      | N/A   | JP | BOJ GDP Current Forecast +1                        | 2Q     | --       | 1.0%     | --       |  |
|                      | N/A   | JP | BOJ GDP Current Forecast +2                        | 2Q     | --       | --       | --       |  |
|                      | N/A   | JP | BOJ CPI Current Forecast                           | 2Q     | --       | 2.4%     | --       |  |
|                      | N/A   | JP | BOJ CPI Current Forecast +1                        | 2Q     | --       | 1.8%     | --       |  |
|                      | N/A   | JP | BOJ CPI Current Forecast +2                        | 2Q     | --       | --       | --       |  |
|                      | N/A   | JP | BOJ Core CPI Ex-Energy Current                     | 2Q     | --       | --       | --       |  |
|                      | N/A   | JP | BOJ Core CPI Ex-Energy Current Forecast +1         | 2Q     | --       | --       | --       |  |
|                      | N/A   | JP | BOJ Core CPI Ex-Energy Current Forecast +2         | 2Q     | --       | --       | --       |  |
|                      | 00:30 | EZ | ECB's Panetta Speaks in Frankfurt                  |        |          |          |          |  |
|                      | 05:00 | NZ | ANZ Consumer Confidence MoM                        | Apr    | --       | -8.6%    | --       |  |
|                      | 05:00 | NZ | ANZ Consumer Confidence Index                      | Apr    | --       | 86.4     | --       |  |
|                      | 06:01 | GB | GfK Consumer Confidence                            | Apr    | --       | -21      | --       |  |
|                      | 06:30 | JP | Tokyo CPI YoY                                      | Apr    | 2.5%     | 2.6%     | --       |  |
|                      | 06:30 | JP | Tokyo CPI Ex-Fresh Food YoY                        | Apr    | 2.2%     | 2.4%     | --       |  |
|                      | 06:30 | JP | Tokyo CPI Ex-Fresh Food, Energy YoY                | Apr    | 2.7%     | 2.9%     | --       |  |
|                      | 08:30 | AU | PPI YoY  | 1Q     | --       | 4.1%     | --       |  |
|                      | 08:30 | AU | PPI QoQ  | 1Q     | --       | 0.9%     | --       |  |
|                      | 08:30 | AU | Import Price Index QoQ                             | 1Q     | 0.1%     | 1.1%     | --       |  |
|                      | 08:30 | AU | Export Price Index QoQ                             | 1Q     | -0.6%    | 5.6%     | --       |  |
|                      | 15:00 | EZ | ECB 1 Year CPI Expectations                        | Mar    | --       | 3.1%     | --       |  |
|                      | 15:00 | EZ | ECB 3 Year CPI Expectations                        | Mar    | --       | 2.5%     | --       |  |
|                      | 16:00 | EZ | ECB's Centeno Participates in Panel in Frankfurt   |        |          |          |          |  |
|                      | 19:30 | US | Personal Income                                    | Mar    | 0.5%     | 0.3%     | --       |  |
|                      | 19:30 | US | Personal Spending                                  | Mar    | 0.6%     | 0.8%     | --       |  |
|                      | 19:30 | US | Real Personal Spending                             | Mar    | --       | 0.4%     | --       |  |
|                      | 19:30 | US | PCE Deflator MoM                                   | Mar    | 0.3%     | 0.3%     | --       |  |
|                      | 19:30 | US | PCE Deflator YoY                                   | Mar    | 2.6%     | 2.5%     | --       |  |
|                      | 19:30 | US | PCE Core Deflator MoM                              | Mar    | 0.3%     | 0.3%     | --       |  |
|                      | 19:30 | US | PCE Core Deflator YoY                              | Mar    | 2.7%     | 2.8%     | --       |  |
|                      | 21:00 | US | U. of Mich. Sentiment                              | Apr F  | 77.9     | 77.9     | --       |  |
|                      | 21:00 | US | U. of Mich. Current Conditions                     | Apr F  | --       | 79.3     | --       |  |
|                      | 21:00 | US | U. of Mich. Expectations                           | Apr F  | --       | 77       | --       |  |
|                      | 21:00 | US | U. of Mich. 1 Yr Inflation                         | Apr F  | --       | 3.1%     | --       |  |
|                      | 21:00 | US | U. of Mich. 5-10 Yr Inflation                      | Apr F  | --       | 3.0%     | --       |  |
| <b>Sat/27-Apr-24</b> | 00:00 | US | Baker Hughes U.S. Rig Count                        | 26-Apr | --       | --       | --       |  |

**OIL WTI – CL-JUN/USD**  
(Exp. 17 May 2024)



| DATE   | OPEN  | HIGH  | LOW   | RANGE | CLOSE | CHANGE | PREVIOUS |
|--------|-------|-------|-------|-------|-------|--------|----------|
| Apr 22 | 81.93 | 82.27 | 80.71 | 1.56  | 82.12 | ↑ 0.01 | 82.11    |

| WEEKLY         |                | APRIL          |                | 2024           |                |
|----------------|----------------|----------------|----------------|----------------|----------------|
| HIGH           | LOW            | HIGH           | LOW            | HIGH           | LOW            |
| 82.27 (22/Apr) | 80.71 (22/Apr) | 87.63 (12/Apr) | 80.71 (22/Apr) | 87.63 (12/Apr) | 69.30 (03/Jan) |

**GOLD (XAU/USD)**



| DATE   | OPEN    | HIGH    | LOW     | RANGE | CLOSE   | CHANGE  | PREVIOUS |
|--------|---------|---------|---------|-------|---------|---------|----------|
| Apr 22 | 2383.31 | 2387.70 | 2324.48 | 63.22 | 2327.11 | ↓ 60.85 | 2387.96  |

| WEEKLY           |                  | APRIL            |                  | 2024             |                  |
|------------------|------------------|------------------|------------------|------------------|------------------|
| HIGH             | LOW              | HIGH             | LOW              | HIGH             | LOW              |
| 2387.70 (22/Apr) | 2324.48 (22/Apr) | 2431.35 (12/Apr) | 2228.35 (01/Apr) | 2431.35 (12/Apr) | 1989.97 (13/Feb) |

### SILVER – XAG/USD



|            |        |                |
|------------|--------|----------------|
| RESISTANCE | 29.635 |                |
|            | 29.111 |                |
|            | 28.140 |                |
| SUPPORT    | 26.645 |                |
|            | 26.121 |                |
|            | 25.150 |                |
| SUGGESTION | BUY    | ---            |
|            | SELL   | 27.40          |
|            | S/L    | 28.15          |
|            | T/P:   | 26.65<br>26.10 |

| DATE   | OPEN   | HIGH   | LOW    | RANGE | CLOSE  | CHANGE  | PREVIOUS |
|--------|--------|--------|--------|-------|--------|---------|----------|
| Apr 22 | 28.537 | 28.586 | 27.091 | 1.495 | 27.170 | ↓ 1.482 | 28.652   |

| WEEKLY          |                 | APRIL           |                 | 2024            |                 |
|-----------------|-----------------|-----------------|-----------------|-----------------|-----------------|
| HIGH            | LOW             | HIGH            | LOW             | HIGH            | LOW             |
| 28.586 (22/Apr) | 27.091 (22/Apr) | 29.773 (12/Apr) | 24.719 (01/Apr) | 29.773 (12/Apr) | 21.903 (22/Jan) |

### EUR/USD

Interest Rate: 4.50% (EU) / 5.25% - 5.50% (US)



|            |         |                  |
|------------|---------|------------------|
| RESISTANCE | 1.07202 |                  |
|            | 1.06951 |                  |
|            | 1.06735 |                  |
| SUPPORT    | 1.06268 |                  |
|            | 1.06017 |                  |
|            | 1.05801 |                  |
| SUGGESTION | BUY     | 1.0650           |
|            | SELL    | ---              |
|            | S/L     | 1.0625           |
|            | T/P:    | 1.0695<br>1.0710 |

| DATE   | OPEN    | HIGH    | LOW     | RANGE | CLOSE   | CHANGE | PREVIOUS |
|--------|---------|---------|---------|-------|---------|--------|----------|
| Apr 22 | 1.06581 | 1.06699 | 1.06232 | 46,7  | 1.06520 | ↓ 2,0  | 1.06540  |

| WEEKLY           |                  | APRIL            |                  | 2024             |                  |
|------------------|------------------|------------------|------------------|------------------|------------------|
| HIGH             | LOW              | HIGH             | LOW              | LOW              | HIGH             |
| 1.06699 (22/Apr) | 1.06232 (22/Apr) | 1.08842 (09/Apr) | 1.06003 (16/Apr) | 1.10438 (02/Jan) | 1.06003 (16/Apr) |

All price & chart based on Valbury MT4 Platform



### USDJPY

Interest Rate: 5.25% - 5.50% (US) / 0.00% (JP)



|            |         |                  |
|------------|---------|------------------|
| RESISTANCE | 155.229 |                  |
|            | 155.035 |                  |
|            | 154.920 |                  |
| SUPPORT    | 154.611 |                  |
|            | 154.417 |                  |
|            | 154.302 |                  |
| SUGGESTION | BUY     | 154.75           |
|            | SELL    | ---              |
|            | S/L     | 154.60           |
|            | T/P:    | 154.95<br>155.05 |

| DATE   | OPEN    | HIGH    | LOW     | RANGE | CLOSE   | CHANGE | PREVIOUS |
|--------|---------|---------|---------|-------|---------|--------|----------|
| Apr 22 | 154.619 | 154.841 | 154.532 | 30,9  | 154.805 | ↑ 21,4 | 154.591  |

| WEEKLY           |                  | APRIL            |                  | 2024             |                  |
|------------------|------------------|------------------|------------------|------------------|------------------|
| HIGH             | LOW              | HIGH             | LOW              | HIGH             | LOW              |
| 154.841 (22/Apr) | 154.532 (22/Apr) | 154.841 (22/Apr) | 150.802 (05/Apr) | 154.841 (22/Apr) | 140.806 (02/Jan) |

### GBP/USD

Interest Rate: 5.25% (GB) / 5.25% - 5.50% (US)



|            |         |                  |
|------------|---------|------------------|
| RESISTANCE | 1.24872 |                  |
|            | 1.24392 |                  |
|            | 1.23944 |                  |
| SUPPORT    | 1.23016 |                  |
|            | 1.22536 |                  |
|            | 1.22088 |                  |
| SUGGESTION | BUY     | ---              |
|            | SELL    | 1.2370           |
|            | S/L     | 1.2415           |
|            | T/P:    | 1.2300<br>1.2270 |

| DATE   | OPEN    | HIGH    | LOW     | RANGE | CLOSE   | CHANGE | PREVIOUS |
|--------|---------|---------|---------|-------|---------|--------|----------|
| Apr 22 | 1.23707 | 1.23913 | 1.22985 | 92,8  | 1.23495 | ↓ 21,9 | 1.23714  |

| WEEKLY           |                  | APRIL            |                  | 2024             |                  |
|------------------|------------------|------------------|------------------|------------------|------------------|
| HIGH             | LOW              | HIGH             | LOW              | HIGH             | LOW              |
| 1.23913 (22/Apr) | 1.22985 (22/Apr) | 1.27083 (09/Apr) | 1.22985 (22/Apr) | 1.28926 (08/Mar) | 1.22985 (22/Apr) |

All price & chart based on Valbury MT4 Platform

### USD/CHF

Interest Rate: 5.25% - 5.50% (US) / 1.50% (CH)



|            |         |                  |
|------------|---------|------------------|
| RESISTANCE | 0.91524 |                  |
|            | 0.91377 |                  |
|            | 0.91271 |                  |
| SUPPORT    | 0.91018 |                  |
|            | 0.90871 |                  |
|            | 0.90765 |                  |
| SUGGESTION | BUY     | 0.9115           |
|            | SELL    | ---              |
|            | S/L     | 0.9090           |
|            | T/P:    | 0.9155<br>0.9175 |

| DATE   | OPEN    | HIGH    | LOW     | RANGE | CLOSE   | CHANGE | PREVIOUS |
|--------|---------|---------|---------|-------|---------|--------|----------|
| Apr 22 | 0.91061 | 0.91229 | 0.90976 | 25,3  | 0.91166 | ↑ 17,4 | 0.90992  |

| WEEKLY           |                  | APRIL            |                  | 2024             |                  |
|------------------|------------------|------------------|------------------|------------------|------------------|
| HIGH             | LOW              | HIGH             | LOW              | HIGH             | LOW              |
| 0.91229 (22/Apr) | 0.90976 (22/Apr) | 0.91509 (15/Apr) | 0.89968 (05/Apr) | 0.91509 (15/Apr) | 0.84012 (02/Jan) |

### AUD/USD

Interest Rate: 4.35% (AU) / 5.25% - 5.50% (US)



|            |         |                  |
|------------|---------|------------------|
| RESISTANCE | 0.64959 |                  |
|            | 0.64751 |                  |
|            | 0.64619 |                  |
| SUPPORT    | 0.64279 |                  |
|            | 0.64071 |                  |
|            | 0.63939 |                  |
| SUGGESTION | BUY     | ---              |
|            | SELL    | 0.6450           |
|            | S/L     | 0.6460           |
|            | T/P:    | 0.6425<br>0.6415 |

| DATE   | OPEN    | HIGH    | LOW     | RANGE | CLOSE   | CHANGE | PREVIOUS |
|--------|---------|---------|---------|-------|---------|--------|----------|
| Apr 22 | 0.64204 | 0.64544 | 0.64204 | 34,0  | 0.64486 | ↑ 30,9 | 0.64177  |

| WEEKLY           |                  | APRIL            |                  | 2024             |                  |
|------------------|------------------|------------------|------------------|------------------|------------------|
| HIGH             | LOW              | HIGH             | LOW              | HIGH             | LOW              |
| 0.64544 (22/Apr) | 0.64204 (22/Apr) | 0.66442 (09/Apr) | 0.63612 (19/Apr) | 0.68381 (02/Jan) | 0.63612 (19/Apr) |

All price & chart based on Valbury MT4 Platform

### NZD/USD

Interest Rate: 5.50% (NZ) / 5.25% - 5.50% (US)



|            |         |                  |
|------------|---------|------------------|
| RESISTANCE | 0.59685 |                  |
|            | 0.59481 |                  |
|            | 0.59326 |                  |
| SUPPORT    | 0.58967 |                  |
|            | 0.58763 |                  |
|            | 0.58608 |                  |
| SUGGESTION | BUY     | ---              |
|            | SELL    | 0.5920           |
|            | S/L     | 0.5930           |
|            | T/P:    | 0.5895<br>0.5885 |

| DATE   | OPEN    | HIGH    | LOW     | RANGE | CLOSE   | CHANGE | PREVIOUS |
|--------|---------|---------|---------|-------|---------|--------|----------|
| Apr 22 | 0.58917 | 0.59276 | 0.58917 | 35,9  | 0.59172 | ↑ 31,5 | 0.58857  |

| WEEKLY           |                  | APRIL            |                  | 2024             |                  |
|------------------|------------------|------------------|------------------|------------------|------------------|
| HIGH             | LOW              | HIGH             | LOW              | HIGH             | LOW              |
| 0.59276 (22/Apr) | 0.58917 (22/Apr) | 0.60819 (10/Apr) | 0.58512 (19/Apr) | 0.63216 (02/Jan) | 0.58512 (19/Apr) |

### USD/CAD

Interest Rate: 5.25% - 5.50% (US) / 5.00% (CA)



|            |         |                  |
|------------|---------|------------------|
| RESISTANCE | 1.37981 |                  |
|            | 1.37735 |                  |
|            | 1.37351 |                  |
| SUPPORT    | 1.36721 |                  |
|            | 1.36475 |                  |
|            | 1.36091 |                  |
| SUGGESTION | BUY     | 1.3690           |
|            | SELL    | ---              |
|            | S/L     | 1.3670           |
|            | T/P:    | 1.3735<br>1.3755 |

| DATE   | OPEN    | HIGH    | LOW     | RANGE | CLOSE   | CHANGE | PREVIOUS |
|--------|---------|---------|---------|-------|---------|--------|----------|
| Apr 22 | 1.37441 | 1.37489 | 1.36859 | 63,0  | 1.36967 | ↓ 51,9 | 1.37486  |

| WEEKLY           |                  | APRIL            |                  | 2024             |                  |
|------------------|------------------|------------------|------------------|------------------|------------------|
| HIGH             | LOW              | HIGH             | LOW              | HIGH             | LOW              |
| 1.37489 (22/Apr) | 1.36859 (22/Apr) | 1.38450 (16/Apr) | 1.34769 (04/Apr) | 1.38450 (16/Apr) | 1.32277 (02/Jan) |

All price & chart based on Valbury MT4 Platform



### EURJPY

Interest Rate: 4.50% (EU) / 0.00% (JP)




|            |         |                  |
|------------|---------|------------------|
| RESISTANCE | 165.900 |                  |
|            | 165.496 |                  |
|            | 165.202 |                  |
| SUPPORT    | 164.504 |                  |
|            | 164.100 |                  |
|            | 163.806 |                  |
| SUGGESTION | BUY     | 164.85           |
|            | SELL    | ---              |
|            | S/L     | 164.50           |
|            | T/P:    | 165.20<br>165.50 |

| DATE   | OPEN    | HIGH    | LOW     | RANGE | CLOSE   | CHANGE | PREVIOUS |
|--------|---------|---------|---------|-------|---------|--------|----------|
| Apr 22 | 164.813 | 165.092 | 164.394 | 69,8  | 164.908 | ↑ 19,4 | 164.714  |

| WEEKLY           |                  | APRIL            |                  | 2024             |                  |
|------------------|------------------|------------------|------------------|------------------|------------------|
| HIGH             | LOW              | HIGH             | LOW              | HIGH             | LOW              |
| 165.092 (22/Apr) | 164.394 (22/Apr) | 165.165 (09/Apr) | 162.264 (12/Apr) | 165.343 (20/Mar) | 155.060 (02/Jan) |

*All price & chart based on Valbury MT4 Platform*



## Disclaimer

All contents of this report have been prepared by the Research Dept. of Valbury Asia Futures and are provided solely for informational purpose. We have taken reasonable measures to ensure the accuracy of the report, however, do not guarantee its accuracy and will not accept liability for any consequential loss or damage which may arise directly or indirectly from any use of the report.

Published by RESEARCH DEPARTMENT – PT VALBURY ASIA FUTURES  
Menara Karya 9th Floor, Jl. HR Rasuna Said Blok X-5 Kav. 1-2 Jakarta 12950 Indonesia  
Phone : +6221-25533777, Email: [research@valbury.com](mailto:research@valbury.com)