








Daily Outlook

GLOBAL MARKETS & ECONOMIES | WEEKLY ECONOMIC INDICATORS | CURRENCIES | PRECIOUS METAL | OIL |

Counter	News	Trend	Support	Resistance
 EURUSD	EURUSD – Harga turun setelah penguatan USD ke level tertinggi baru dalam dua dekade setelah Federal Reserve menaikkan suku bunga sebesar 75 basis poin lagi dan mengisyaratkan kenaikan yang lebih besar pada pertemuan mendatang. Mata uang tunggal Eropa juga mendapat pukulan penjualan di pasar valuta asing karena komentar Putin memperburuk kekhawatiran tentang prospek ekonomi untuk wilayah yang sudah terpukul keras oleh tekanan Rusia pada pasokan gas ke Eropa. <i>Resistance di 0.9938, support di 0.9776</i>	↓	0.9776	0.9938
 USDJPY	USDJPY – Harga yen melemah terhadap USD yang naik ke level tertinggi baru dalam 20 tahun setelah Federal Reserve menaikkan suku bunga lagi sebesar 75 bps dan mengisyaratkan kenaikan yang lebih besar pada pertemuan mendatang. Fokus hari ini pada pertemuan kebijakan Bank of Japan untuk keputusan suku bunga. <i>Resistance 144.72, support 143.36</i>	↑	143.36	144.72
 USDCHF	USDCHF – Harga naik setelah penguatan USD ke level tertinggi baru dalam dua dekade setelah Federal Reserve menaikkan suku bunga sebesar 75 basis poin lagi dan mengisyaratkan kenaikan yang lebih besar pada pertemuan mendatang. <i>Resistance utama 0.9699, support 0.9619</i>	↑	0.9619	0.9699
 GBPUSD	GBPUSD – Harga turun setelah penguatan USD ke level tertinggi baru dalam dua dekade setelah Federal Reserve menaikkan suku bunga sebesar 75 basis poin lagi dan mengisyaratkan kenaikan yang lebih besar pada pertemuan mendatang. <i>Resistance utama 1.1359, support 1.1211</i>	↓	1.1211	1.1359
 AUDUSD	AUDUSD – Harga turun karena USD naik ke level tertinggi baru dalam 20 tahun setelah Federal Reserve menaikkan suku bunga lagi sebesar 75 bps dan mengisyaratkan kenaikan yang lebih besar pada pertemuan mendatang. <i>Resistance 0.6684, support 0.6600</i>	↓	0.6600	0.6684
 XAUUSD	XAUUSD – Harga emas turun karena dolar naik ke level tertinggi dalam 20 tahun setelah Federal Reserve menaikkan suku bunga sebesar 75 bps sesuai dengan perkiraan dan bertekad untuk menurunkan inflasi sesuai target. <i>Resistance 1689.73, support 1655.61</i>	↓	1655.61	1689.73
 CLc1 (WTI)	Oil – Harga minyak turun sekitar 1% ke level terendah dalam dua minggu setelah Federal Reserve AS menaikkan suku bunga sebesar 75 bps dan mengisyaratkan kenaikan yang lebih besar di masa mendatang untuk mengatasi lonjakan inflasi yang dapat mengurangi aktivitas ekonomi dan permintaan minyak. <i>Resistance 85.64, support 81.48</i>	↓	81.48	85.64

ECONOMIC INDICATORS

DATE	WIB	CTY	INDICATORS	PER	ACTUAL	FORECAST	PREV.	REV.
Mon/19-Sep-22	05:10	AU	RBA's Kearns-Speech					
	05:30	NZ	Performance Services Index	Aug	58.6	--	51.2	52.7
		All	JP Bank Holiday (Respect for the Aged Day)					
		All	GB Bank Holiday					
	06:01	GB	Rightmove House Prices MoM	Sep		--	-1.3%	--
	06:01	GB	Rightmove House Prices YoY	Sep		--	8.2%	--
	15:30	HK	Unemployment Rate SA	Aug	4.1%	4.1%	4.3%	--
	16:00	EZ	ECB's Guindos Speaks					
	16:00	EZ	ECB's Holzmann Speaks at Event on Euro					
	16:00	EZ	Construction Output MoM	Jul	0.27%	--	-1.3%	-1.16%
	16:00	EZ	Construction Output YoY	Jul	1.5%	--	0.1%	1.3%
	19:30	CA	Industrial Product Price MoM	Aug	-1.2%	0.2%	-2.1%	-2.5%
	19:45	EZ	ECB's Villeroy speaks					
	21:00	US	NAHB Housing Market Index	Sep	46	47	49	--
Tue/20-Sep-22	06:30	JP	Natl CPI YoY	Aug	3%	2.9%	2.6%	--
	06:30	JP	Natl CPI Ex Fresh Food YoY	Aug	2.8%	2.7%	2.4%	--
	06:30	JP	Natl CPI Ex Fresh Food, Energy YoY	Aug	1.6%	1.5%	1.2%	--
	08:30	AU	RBA Minutes of Sept. Policy Meeting					
	13:00	DE	PPI MoM	Aug	7.9%	1.6%	5.3%	--
	13:00	DE	PPI YoY	Aug	45.8%	37.1%	37.2%	--
	13:00	CH	Exports Real MoM	Aug		--	-2.9%	--
	13:00	CH	Imports Real MoM	Aug		--	-3.4%	--
	15:00	EZ	ECB's Muller Speaks					
	15:00	EZ	ECB Current Account SA	Jul	-10.1b	--	3.24b	--
	19:30	CA	CPI NSA MoM	Aug	-0.3%	-0.1%	0.1%	--
	19:30	CA	CPI YoY	Aug	7%	7.3%	7.6%	--
	19:30	CA	Consumer Price Index	Aug		--	153.1	--
	19:30	CA	CPI Core- Common YoY%	Aug	5.8%	--	6.1%	--
	19:30	CA	CPI Core- Median YoY%	Aug	4.8%	--	4.9%	--
	19:30	CA	CPI Core- Trim YoY%	Aug	5.2%	--	5.4%	--
	19:30	US	Building Permits	Aug	1517k	1610k	1674k	1685k
	19:30	US	Building Permits MoM	Aug	-10%	-3.8%	-1.3%	-0.6%
	19:30	US	Housing Starts	Aug	1575k	1445k	1446k	1404k
19:30	US	Housing Starts MoM	Aug	12.2%	1%	-9.6%	-10.9%	
Wed/21-Sep-22	07:30	AU	Westpac Leading Index MoM	Aug	-0.1%	--	-0.15%	--
	09:00	AU	RBA's Bullock-Speech					
	14:00	EZ	ECB's Guindos Speaks					
	21:00	US	Existing Home Sales	Aug	4.8m	4.7m	4.81m	4.82m
	21:00	US	Existing Home Sales MoM	Aug	-0.4%	-2.3%	-5.9%	5.7%
	21:30	US	DOE U.S. Crude Oil Inventories	16-Sep	1142k	2161k	2442k	--
	21:30	US	DOE Cushing OK Crude Inventory	16-Sep	343k	--	-135k	--
	21:30	US	DOE U.S. Gasoline Inventories	16-Sep	1569k	-431k	-1767k	--
	21:30	US	DOE U.S. Distillate Inventory	16-Sep	1231k	420k	4219k	--
	21:30	US	DOE U.S. Refinery Utilization	16-Sep	2.1%	-0.1%	0.6%	--
	Thu/22-Sep-22	N/A	JP	BOJ Policy Balance Rate	22-Sep		--	-0.1%
N/A		JP	BOJ 10-Yr Yield Target	22-Sep		--	0.0%	--
01:00		US	FOMC Rate Decision (Lower Bound)	21-Sep	3%	3%	2.25%	--
01:00		US	FOMC Rate Decision (Upper Bound)	21-Sep	3.25%	3.25%	2.5%	--
01:00		US	Interest on Reserve Balances Rate	22-Sep		--	2.4%	--
01:30		US	Fed Chair Holds Press Conference Following FOMC Meeting					
04:00		NZ	Westpac Consumer Confidence	3Q	87.6	--	78.7	--
05:45		NZ	Trade Balance NZD	Aug		--	-1092m	--
05:45		NZ	Trade Balance 12 Mth YTD NZD	Aug		--	-11640m	--
05:45		NZ	Exports NZD	Aug		--	6.68b	--
05:45		NZ	Imports NZD	Aug		--	7.77b	--
14:30		CH	SNB Policy Rate	22-Sep		0.50%	-0.25%	--
14:30		CH	SNB Sight Deposit Interest Rate	22-Sep		--	-0.25%	--
15:00		EZ	ECB Publishes Economic Bulletin					
15:30		HK	BoP Current Account Balance	2Q		--	\$78.51b	--
15:30		HK	CPI Composite YoY	Aug		2%	1.9%	--
15:30		HK	BoP Overall	2Q		--	-\$52.49b	--
18:00		GB	Bank of England Bank Rate	22-Sep		2.25%	1.75%	--
19:30		US	Current Account Balance	2Q		-\$258.4b	-\$291.4b	--

	19:30	US	Initial Jobless Claims	17-Sep		--	213k	--
	19:30	US	Continuing Claims	10-Sep		--	1403k	--
	21:00	EZ	Consumer Confidence	Sep P		-24.6	-24.9	--
	21:00	US	Leading Index	Aug		0.0%	-0.4%	--
Fri/23-Sep-22	06:00	AU	S&P Global Australia PMI Composite	Sep P		--	50.2	--
	06:00	AU	S&P Global Australia PMI Services	Sep P		--	50.2	--
	06:00	AU	S&P Global Australia PMI Mfg	Sep P		--	53.8	--
	06:01	GB	GfK Consumer Confidence	Sep		--	-44	--
	All	JP	Bank Holiday (Autumnal Equinox Day)					
	14:30	DE	S&P Global/BME Germany Manufacturing PMI	Sep P		--	49.1	--
	14:30	DE	S&P Global Germany Services PMI	Sep P		--	47.7	--
	14:30	DE	S&P Global Germany Composite PMI	Sep P		46.4	46.9	--
	15:00	EZ	ECB's Kazaks Speaks					
	15:00	EZ	S&P Global Eurozone Manufacturing PMI	Sep P		49.1	49.6	--
	15:00	EZ	S&P Global Eurozone Services PMI	Sep P		49.2	49.8	--
	15:00	EZ	S&P Global Eurozone Composite PMI	Sep P		48.2	48.9	--
	15:30	GB	S&P Global/CIPS UK Manufacturing PMI	Sep P		--	47.3	--
	15:30	GB	S&P Global/CIPS UK Services PMI	Sep P		--	50.9	--
	15:30	GB	S&P Global/CIPS UK Composite PMI	Sep P		--	49.6	--
	19:30	CA	Retail Sales MoM	Jul		-2%	1.1%	--
	19:30	CA	Retail Sales Ex Auto MoM	Jul		-1.1%	0.8%	--
	20:45	US	S&P Global US Manufacturing PMI	Sep P		51.3	51.5	--
	20:45	US	S&P Global US Services PMI	Sep P		45	43.7	--
	20:45	US	S&P Global US Composite PMI	Sep P		--	44.6	--
Sat/24-Sep-22	00:00	US	Baker Hughes U.S. Rig Count	23-Sep		--	--	--
	01:00	US	Powell Gives Opening Remarks at Fed Listens Event					

EUR/USD

Interest Rate: 0.50% (EU)/ 3.00%-3.25% (US)



RESISTANCE	1.01009	
	1.00376	
	0.99389	
SUPPORT	0.97769	
	0.97136	
	0.96149	
SUGGESTION	BUY	---
	SELL	0.9870
	S/L	0.9925
	T/P:	0.9770 0.9720

DATE	OPEN	HIGH	LOW	RANGE	CLOSE	CHANGE	PREVIOUS
Sep 21	0.99691	0.99743	0.98123	162,0	0.98402	↓ 128,4	0.99686

WEEKLY		SEPTEMBER		2022	
HIGH	LOW	HIGH	LOW	HIGH	LOW
1.00497 (20/Sep)	0.98123 (21/Sep)	1.01969 (12/Sep)	0.98123 (21/Sep)	1.14941 (10/Feb)	0.98123 (21/Sep)

All price & chart based on Valbury MT4 Platform

USDJPY

Interest Rate: 3.00%-3.25% (US)/-0.10% (JP)



RESISTANCE	146.088	
	145.391	
	144.728	
SUPPORT	143.368	
	142.671	
	142.008	
SUGGESTION	BUY	144.00
	SELL	---
	S/L	143.35
	T/P:	144.70 145.35

DATE	OPEN	HIGH	LOW	RANGE	CLOSE	CHANGE	PREVIOUS
Sep 21	143.721	144.694	143.334	136,0	144.065	↑ 34,5	143.720

WEEKLY		SEPTEMBER		2022	
HIGH	LOW	HIGH	LOW	HIGH	LOW
144.694 (21/Sep)	142.636 (19/Sep)	144.980 (07/Sep)	139.016 (01/Sep)	144.980 (07/Sep)	113.463 (24/Jan)

GBP/USD

Interest Rate: 1.25% (GB)/ 3.00%-3.25% (US)



RESISTANCE	1.15073	
	1.14456	
	1.13592	
SUPPORT	1.12111	
	1.11494	
	1.10630	
SUGGESTION	BUY	---
	SELL	1.1305
	S/L	1.1355
	T/P:	1.1205 1.1155

DATE	OPEN	HIGH	LOW	RANGE	CLOSE	CHANGE	PREVIOUS
Sep 21	1.13778	1.13840	1.12359	148,1	1.12727	↓ 105,0	1.13777

WEEKLY		SEPTEMBER		2022	
HIGH	LOW	HIGH	LOW	HIGH	LOW
1.14600 (20/Sep)	1.12359 (21/Sep)	1.17371 (13/Sep)	1.12359 (21/Sep)	1.37477 (13/Jan)	1.12359 (21/Sep)

All price & chart based on Valbury MT4 Platform

USD/CHF

Interest Rate: 3.00%-3.25% (US)/ -0.25% (CH)



RESISTANCE	0.97805	
	0.97400	
	0.96998	
SUPPORT	0.96191	
	0.95786	
	0.95384	
SUGGESTION	BUY	0.9645
	SELL	---
	S/L	0.9610
	T/P:	0.9705 0.9725

DATE	OPEN	HIGH	LOW	RANGE	CLOSE	CHANGE	PREVIOUS
Sep 21	0.96362	0.96996	0.96189	80,7	0.96595	↑ 22,3	0.96372

WEEKLY		SEPTEMBER		2022	
HIGH	LOW	HIGH	LOW	HIGH	LOW
0.96996 (21/Sep)	0.96189 (21/Sep)	0.98686 (07/Sep)	0.94786 (13/Sep)	1.00634 (16/May)	0.90908 (13/Jan)

AUD/USD

Interest Rate: 2.35% (AU)/ 3.00%-3.25% (US)



RESISTANCE	0.67679	
	0.67361	
	0.66840	
SUPPORT	0.66001	
	0.65683	
	0.65162	
SUGGESTION	BUY	---
	SELL	0.6640
	S/L	0.6670
	T/P:	0.6600 0.6570

DATE	OPEN	HIGH	LOW	RANGE	CLOSE	CHANGE	PREVIOUS
Sep 21	0.66875	0.67044	0.66205	83,9	0.66319	↓ 55,8	0.66877

WEEKLY		SEPTEMBER		2022	
HIGH	LOW	HIGH	LOW	HIGH	LOW
0.67465 (20/Sep)	0.66205 (21/Sep)	0.69152 (13/Sep)	0.66205 (21/Sep)	0.76603 (05/Apr)	0.66205 (21/Sep)

All price & chart based on Valbury MT4 Platform

NZD/USD

Interest Rate: 3.00% (NZ)/ 3.00%-3.25% (US)



RESISTANCE	0.59627	
	0.59364	
	0.58938	
SUPPORT	0.58249	
	0.57986	
	0.57560	
SUGGESTION	BUY	---
	SELL	0.5860
	S/L	0.5890
	T/P:	0.5825 0.5795

DATE	OPEN	HIGH	LOW	RANGE	CLOSE	CHANGE	PREVIOUS
Sep 21	0.58922	0.59101	0.58412	68,9	0.58513	↓ 41,8	0.58931

WEEKLY		SEPTEMBER		2022	
HIGH	LOW	HIGH	LOW	HIGH	LOW
0.60012 (19/Sep)	0.58412 (21/Sep)	0.61603 (13/Sep)	0.58412 (21/Sep)	0.70331 (05/Apr)	0.58412 (21/Sep)

USD/CAD

Interest Rate: 3.00%-3.25% (US)/ 3.25% (CA)



RESISTANCE	1.36072	
	1.35369	
	1.34972	
SUPPORT	1.33872	
	1.33169	
	1.32772	
SUGGESTION	BUY	1.3445
	SELL	---
	S/L	1.3405
	T/P:	1.3495 1.3535

DATE	OPEN	HIGH	LOW	RANGE	CLOSE	CHANGE	PREVIOUS
Sep 21	1.33637	1.34667	1.33567	110,0	1.34575	↑ 93,4	1.33641

WEEKLY		SEPTEMBER		2022	
HIGH	LOW	HIGH	LOW	HIGH	LOW
1.34667 (21/Sep)	1.32262 (20/Sep)	1.34667 (21/Sep)	1.29526 (13/Sep)	1.34667 (21/Sep)	1.24016 (05/Apr)

All price & chart based on Valbury MT4 Platform

EURJPY

Interest Rate: 0.50% (EU)/-0.10% (JP)



RESISTANCE	145.138	
	144.361	
	143.066	
SUPPORT	140.994	
	140.217	
	138.922	
SUGGESTION	BUY	---
	SELL	141.95
	S/L	142.75
	T/P:	141.00 140.20

DATE	OPEN	HIGH	LOW	RANGE	CLOSE	CHANGE	PREVIOUS
Sep 21	143.309	143.584	141.512	207,2	141.772	↓ 153,7	143.309

WEEKLY		SEPTEMBER		2022	
HIGH	LOW	HIGH	LOW	HIGH	LOW
144.030 (20/Sep)	141.512 (21/Sep)	145.629 (12/Sep)	138.682 (05/Sep)	145.629 (12/Sep)	124.384 (07/Mar)

GOLD (XAU/USD)



RESISTANCE	1723.85	
	1705.85	
	1689.73	
SUPPORT	1655.61	
	1637.61	
	1621.49	
SUGGESTION	BUY	---
	SELL	1675.00
	S/L	1689.00
	T/P:	1655.00 1641.00

DATE	OPEN	HIGH	LOW	RANGE	CLOSE	CHANGE	PREVIOUS
Sep 21	1664.68	1687.85	1653.73	34.12	1673.62	↑ 9.06	1664.56

WEEKLY		SEPTEMBER		2022	
HIGH	LOW	HIGH	LOW	HIGH	LOW
1687.85 (21/Sep)	1653.73 (21/Sep)	1734.97 (12/Sep)	1653.73 (21/Sep)	2070.27 (08/Mar)	1653.73 (21/Sep)

All price & chart based on Valbury MT4 Platform

SILVER – XAG/USD



RESISTANCE	20.559	
	20.226	
	19.882	
SUPPORT	19.205	
	18.872	
	18.528	
SUGGESTION	BUY	---
	SELL	19.55
	S/L	19.85
	T/P:	19.20 18.90

DATE	OPEN	HIGH	LOW	RANGE	CLOSE	CHANGE	PREVIOUS
Sep 21	19.253	19.893	19.216	0.677	19.538	↑ 0.287	19.251

WEEKLY		SEPTEMBER		2022	
HIGH	LOW	HIGH	LOW	HIGH	LOW
19.893 (21/Sep)	19.038 (20/Sep)	19.989 (12/Sep)	17.536 (01/Sep)	26.927 (08/Mar)	17.536 (01/Sep)

OIL WTI – CL-NOV/USD

(Exp. 18 Oktober 2022)



DATE	OPEN	HIGH	LOW	RANGE	CLOSE	CHANGE	PREVIOUS
Sep 21	84.26	86.68	82.52	4.16	83.05	↓ 1.24	84.29

WEEKLY		SEPTEMBER		2022	
HIGH	LOW	HIGH	LOW	HIGH	LOW
86.68 (21/Sep)	81.77 (19/Sep)	90.39 (05/Sep)	81.21 (08/Sep)	130.57 (07/Mar)	74.27 (03/Jan)

All price & chart based on Valbury MT4 Platform

PT. Valbury Asia Futures

Disclaimer

All contents of this report have been prepared by the Research Dept. of Valbury Asia Futures and are provided solely for informational purpose. We have taken reasonable measures to ensure the accuracy of the report, however, do not guarantee its accuracy and will not accept liability for any consequential loss or damage which may arise directly or indirectly from any use of the report.

Published by RESEARCH DEPARTMENT – PT VALBURY ASIA FUTURES
Menara Karya 9th Floor, Jl. HR Rasuna Said Blok X-5 Kav. 1-2 Jakarta 12950 Indonesia
Phone : +6221-25533777, Email: research@valbury.com