








## Daily Outlook

GLOBAL MARKETS & ECONOMIES | WEEKLY ECONOMIC INDICATORS | CURRENCIES | PRECIOUS METAL | O I L |

Counter	News	Trend	Support	Resistance
 <b>EURUSD</b>	<b>EURUSD</b> – Harga turun setelah Dolar AS ditutup menguat terhadap sebagian besar mata uang utama pada hari Senin, membalikkan kerugian yang terjadi baru-baru ini, karena pembatasan baru COVID-19 di China memicu kekhawatiran atas prospek ekonomi global dan membuat pedagang menghindari mata uang berisiko. <i>Resistance di 1.0308, support di 1.0197</i>	↓	<b>1.0197</b>	<b>1.0308</b>
 <b>USDJPY</b>	<b>USDJPY</b> – Harga yen melemah terhadap USD yang naik, memulihkan kerugian baru-baru ini karena pembatasan baru COVID-19 di China memicu kekhawatiran atas prospek ekonomi global dan membuat investor menghindari mata uang berisiko. <i>Resistance 142.84, support 140.75</i>	↑	<b>140.75</b>	<b>142.84</b>
 <b>USDCHF</b>	<b>USDCHF</b> – Harga naik setelah Dolar AS ditutup menguat terhadap sebagian besar mata uang utama pada hari Senin, membalikkan kerugian yang terjadi baru-baru ini, karena pembatasan baru COVID-19 di China memicu kekhawatiran atas prospek ekonomi global dan membuat pedagang menghindari mata uang berisiko. <i>Resistance utama 0.9611, support 0.9546</i>	↑	<b>0.9546</b>	<b>0.9611</b>
 <b>GBPUSD</b>	<b>GBPUSD</b> – Harga turun setelah Dolar AS ditutup menguat terhadap sebagian besar mata uang utama pada hari Senin, membalikkan kerugian yang terjadi baru-baru ini, karena pembatasan baru COVID-19 di China memicu kekhawatiran atas prospek ekonomi global dan membuat pedagang menghindari mata uang berisiko. <i>Resistance utama 1.1881, support 1.1768</i>	↓	<b>1.1768</b>	<b>1.1881</b>
 <b>AUDUSD</b>	<b>AUDUSD</b> – Harga turun karena USD naik, memulihkan kerugian baru-baru ini karena pembatasan baru COVID-19 di China memicu kekhawatiran atas prospek ekonomi global dan membuat investor menghindari mata uang berisiko. <i>Resistance 0.6663, support 0.6564</i>	↓	<b>0.6564</b>	<b>0.6663</b>
 <b>XAUUSD</b>	<b>XAUUSD</b> – Harga emas turun ke level terendah dalam lebih dari seminggu karena dolar memperpanjang kenaikan sementara perhatian investor beralih ke rilis risalah pertemuan Federal Reserve bulan November pada hari Kamis. <i>Resistance 1749.52, support 1729.05</i>	↓	<b>1729.05</b>	<b>1749.52</b>
 <b>CLc1 (WTI)</b>	<b>Oil</b> – Harga minyak rebound dari kerugian awal setelah Arab Saudi membantah laporan yang membahas peningkatan pasokan minyak dengan OPEC dan sekutunya. <i>Resistance 82.08, support 76.88</i>	↑	<b>76.88</b>	<b>82.08</b>

### ECONOMIC INDICATORS

DATE	WIB	CT Y	INDICATORS	PER	ACTUAL	FORECAST	PREV.	REV.
<b>Mon/21-Nov-22</b>	14:00	DE	PPI MoM	Oct	-4.2%	0.9%	2.3%	--
	14:00	DE	PPI YoY	Oct	34.5%	41.5%	45.8%	--
	15:30	HK	CPI Composite YoY	Oct	1.8%	2%	4.4%	--
	18:30	EZ	ECB's Vasle Speaks					
	19:00	EZ	ECB's Holzmann Speaks					
	21:15	EZ	ECB's Holzmann, Simkus Speak					
<b>Tue/22-Nov-22</b>	00:30	EZ	Bundesbank Chief Joachim Nagel Speaks in Frankfurt					
	04:45	NZ	Trade Balance NZD	Oct		--	-1615m	--
	04:45	NZ	Trade Balance 12 Mth YTD NZD	Oct		--	-11945m	--
	04:45	NZ	Exports NZD	Oct		--	6.03b	--
	04:45	NZ	Imports NZD	Oct		--	7.64b	--
	14:00	AU	RBA's Lowe-Speech					
	16:00	EZ	ECB Current Account SA	Sep		--	-26.3b	--
	16:00	EZ	ECB's Holzmann Speaks					
	17:00	EZ	OECD Publishes Economic Outlook					
	20:30	CA	Retail Sales MoM	Sep		1.1%	0.7%	--
	20:30	CA	Retail Sales Ex Auto MoM	Sep		1%	0.7%	--
	22:00	EZ	Consumer Confidence	Nov P		--	-27.6	--
	23:00	US	Fed's Mester Discusses Wages and Inflation					
<b>Wed/23-Nov-22</b>	02:15	US	Fed's George Takes Part in Policy Panel					
	02:45	US	Fed's Bullard Discusses Heterogeneity in Macroeconomics					
	05:00	AU	S&P Global Australia PMI Composite	Nov P		--	49.8	--
	05:00	AU	S&P Global Australia PMI Services	Nov P		--	49.3	--
	05:00	AU	S&P Global Australia PMI Mfg	Nov P		--	52.7	--
	All	JP	<b>Bank Holiday (Workers Day)</b>					
	08:00	NZ	RBNZ Official Cash Rate	23-Nov		4.25%	3.5%	--
	15:30	EZ	ECB's Guindos Speaks					
	15:30	DE	S&P Global/BME Germany Manufacturing PMI	Nov P		46	45.1	--
	15:30	DE	S&P Global Germany Services PMI	Nov P		47	46.5	--
	15:30	DE	S&P Global Germany Composite PMI	Nov P		46	45.1	--
	16:00	EZ	S&P Global Eurozone Manufacturing PMI	Nov P		--	46.4	--
	16:00	EZ	S&P Global Eurozone Services PMI	Nov P		--	48.6	--
	16:00	EZ	S&P Global Eurozone Composite PMI	Nov P		--	47.3	--
	16:30	GB	S&P Global/CIPS UK Manufacturing PMI	Nov P		--	46.2	--
	16:30	GB	S&P Global/CIPS UK Services PMI	Nov P		--	48.8	--
	16:30	GB	S&P Global/CIPS UK Composite PMI	Nov P		--	48.2	--
	20:30	US	Durable Goods Orders	Oct P		0.4%	0.4%	--
	20:30	US	Durables Ex Transportation	Oct P		0.1%	-0.5%	--
	20:30	US	Cap Goods Orders Nondef Ex Air	Oct P		-0.2%	-0.4%	--
	20:30	US	Cap Goods Ship Nondef Ex Air	Oct P		--	-0.5%	--
	20:30	US	Initial Jobless Claims	19-Nov		--	222k	--
	20:30	US	Continuing Claims	12-Nov		--	1507k	--
	21:45	US	S&P Global US Manufacturing PMI	Nov P		50	50.4	--
	21:45	US	S&P Global US Services PMI	Nov P		48	47.8	--
	21:45	US	S&P Global US Composite PMI	Nov P		--	48.2	--
	22:00	US	U. of Mich. Sentiment	Nov F		55.5	54.7	--
	22:00	US	U. of Mich. Current Conditions	Nov F		--	57.8	--
	22:00	US	U. of Mich. Expectations	Nov F		--	52.7	--
	22:00	US	U. of Mich. 1 Yr Inflation	Nov F		--	5.1%	--
	22:00	US	U. of Mich. 5-10 Yr Inflation	Nov F		--	3%	--
22:00	US	New Home Sales	Oct		576k	603k	--	
22:00	US	New Home Sales MoM	Oct		-4.6%	-10.9%	--	
22:30	US	DOE U.S. Crude Oil Inventories	18-Nov		--	-5400k	--	
22:30	US	DOE Cushing OK Crude Inventory	18-Nov		--	-1624k	--	
22:30	US	DOE U.S. Gasoline Inventories	18-Nov		--	2207k	--	
22:30	US	DOE U.S. Distillate Inventory	18-Nov		--	1120k	--	
22:30	US	DOE U.S. Refinery Utilization	18-Nov		--	0.8%	--	
<b>Thu/24-Nov-22</b>	01:00	US	Baker Hughes U.S. Rig Count	25-Nov		--	--	--
	02:00	US	FOMC Meeting Minutes	2-Nov		--	--	--
	07:30	JP	Jibun Bank Japan PMI Services	Nov P		--	53.2	--
	07:30	JP	Jibun Bank Japan PMI Composite	Nov P		--	51.8	--
	07:30	JP	Jibun Bank Japan PMI Mfg	Nov P		--	50.7	--
	12:00	JP	Leading Index Cl	Sep F		--	97.4	--
	12:00	JP	Coincident Index	Sep F		--	101.1	--
	13:00	JP	Machine Tool Orders YoY	Oct F		--	-5.4%	--

	16:00	DE	IFO Business Climate	Nov		85	84.3	--
	16:00	DE	IFO Current Assessment	Nov		--	94.1	--
	16:00	DE	IFO Expectations	Nov		--	75.6	--
	19:00	CA	CFIB Business Barometer	Nov		--	51.4	--
	19:30	EZ	ECB Publishes Account of October Policy Meeting					
	20:00	EZ	ECB's Schnabel Speaks					
	20:30	CA	Payroll Employment Change - SEPH	Sep		--	-22.2k	--
	All	US	<b>Bank Holiday (Thanksgiving Day)</b>					
	23:00	EZ	ECB's Nagel Speaks					
<b>Fri/25-Nov-22</b>	04:00	NZ	ANZ Consumer Confidence Index	Nov		--	85.4	--
	04:00	NZ	ANZ Consumer Confidence MoM	Nov		--	0.0%	--
	04:45	NZ	Retail Sales Ex Inflation QoQ	3Q		--	-2.3%	--
	06:30	JP	Tokyo CPI YoY	Nov		3.6%	3.5%	--
	06:30	JP	Tokyo CPI Ex-Fresh Food YoY	Nov		3.5%	3.4%	--
	06:30	JP	Tokyo CPI Ex-Fresh Food, Energy YoY	Nov		2.3%	2.2%	--
	06:50	JP	PPI Services YoY	Oct		--	2.1%	--
	14:00	DE	GfK Consumer Confidence	Dec		-39	-41.9	--
	14:00	DE	GDP SA QoQ	3Q F		0.3%	0.3%	--
	14:00	DE	GDP NSA YoY	3Q F		1.1%	1.1%	--
	14:00	DE	GDP WDA YoY	3Q F		1.2%	1.2%	--
	14:30	EZ	ECB's Muller Speaks					
	All	US	<b>Bank Holiday (Thanksgiving Day)</b>					
<b>Sat/26-Nov-22</b>	00:00	EZ	ECB's Guindos Speaks					

### EUR/USD

Interest Rate: 2.00% (EU) / 3.75% - 4.00% (US)



RESISTANCE	1.04190	
	1.03757	
	1.03083	
SUPPORT	1.01976	
	1.01543	
	1.00869	
SUGGESTION	BUY	---
	SELL	1.0260
	S/L	1.0305
	T/P:	1.0190 1.0160

DATE	OPEN	HIGH	LOW	RANGE	CLOSE	CHANGE	PREVIOUS
Nov 21	1.03270	1.03324	1.02217	110,7	1.02409	↓ 81,3	1.03222

WEEKLY		NOVEMBER		2022	
HIGH	LOW	HIGH	LOW	HIGH	LOW
1.03324 (21/Nov)	1.02217 (21/Nov)	1.04810 (15/Nov)	0.97294 (03/Nov)	1.14941 (10/Feb)	0.95351 (28/Sep)

All price & chart based on Valbury MT4 Platform

### USDJPY

Interest Rate: 3.75% - 4.00% (US) / -0.10% (JP)



RESISTANCE	144.933	
	143.589	
	142.843	
SUPPORT	140.753	
	139.409	
	138.663	
SUGGESTION	BUY	141.80
	SELL	---
	S/L	140.75
	T/P:	142.85 143.60

DATE	OPEN	HIGH	LOW	RANGE	CLOSE	CHANGE	PREVIOUS
Nov 21	140.273	142.244	140.154	209,0	142.098	↑ 173,4	140.364

WEEKLY		NOVEMBER		2022	
HIGH	LOW	HIGH	LOW	HIGH	LOW
142.244 (21/Nov)	140.154 (21/Nov)	148.815 (01/Nov)	137.668 (15/Nov)	151.933 (21/Oct)	113.463 (24/Jan)

### GBP/USD

Interest Rate: 3.00% (GB)/ 3.75% - 4.00% (US)



RESISTANCE	1.19948	
	1.19429	
	1.18814	
SUPPORT	1.17680	
	1.17161	
	1.16546	
SUGGESTION	BUY	---
	SELL	1.1840
	S/L	1.1890
	T/P:	1.1760 1.1720

DATE	OPEN	HIGH	LOW	RANGE	CLOSE	CHANGE	PREVIOUS
Nov 21	1.18898	1.18910	1.17776	113,4	1.18199	↓ 60,8	1.18807

WEEKLY		NOVEMBER		2022	
HIGH	LOW	HIGH	LOW	HIGH	LOW
1.18910 (21/Nov)	1.17776 (21/Nov)	1.20277 (15/Nov)	1.11461 (04/Nov)	1.37477 (13/Jan)	1.03581 (26/Sep)

All price & chart based on Valbury MT4 Platform

### USD/CHF

Interest Rate: 3.75% - 4.00% (US)/ 0.50% (CH)



RESISTANCE	0.96758	
	0.96365	
	0.96110	
SUPPORT	0.95462	
	0.95069	
	0.94814	
SUGGESTION	BUY	0.9575
	SELL	---
	S/L	0.9610
	T/P:	0.9630 0.9650

DATE	OPEN	HIGH	LOW	RANGE	CLOSE	CHANGE	PREVIOUS
Nov 21	0.95360	0.95973	0.95325	64,8	0.95854	↑ 47,4	0.95380

WEEKLY		NOVEMBER		2022	
HIGH	LOW	HIGH	LOW	HIGH	LOW
0.95973 (21/Nov)	0.95325 (21/Nov)	1.01466 (03/Nov)	0.93559 (15/Nov)	1.01468 (21/Oct)	0.90908 (13/Jan)

### AUD/USD

Interest Rate: 2.85% (AU) / 3.75% - 4.00% (US)



DATE	OPEN	HIGH	LOW	RANGE	CLOSE	CHANGE	PREVIOUS
Nov 21	0.66797	0.66830	0.65840	99,0	0.66049	↓ 64,6	0.66695

WEEKLY		NOVEMBER		2022	
HIGH	LOW	HIGH	LOW	HIGH	LOW
0.66830 (21/Nov)	0.65840 (21/Nov)	0.67966 (15/Nov)	0.62713 (03/Nov)	0.76603 (05/Apr)	0.61692 (13/Oct)

All price & chart based on Valbury MT4 Platform

### NZD/USD

Interest Rate: 3.50% (NZ) / 3.75% - 4.00% (US)



DATE	OPEN	HIGH	LOW	RANGE	CLOSE	CHANGE	PREVIOUS
Nov 21	0.61586	0.61683	0.60866	81,7	0.60972	↓ 55,7	0.61529

WEEKLY		NOVEMBER		2022	
HIGH	LOW	HIGH	LOW	HIGH	LOW
0.61683 (21/Nov)	0.60866 (21/Nov)	0.62052 (18/Nov)	0.57396 (03/Nov)	0.70331 (05/Apr)	0.55109 (13/Oct)

### USD/CAD

Interest Rate: 3.75% - 4.00% (US) / 3.75% (CA)



DATE	OPEN	HIGH	LOW	RANGE	CLOSE	CHANGE	PREVIOUS
Nov 21	1.33787	1.34940	1.33759	118,1	1.34507	↑ 65,9	1.33848

WEEKLY		NOVEMBER		2022	
HIGH	LOW	HIGH	LOW	HIGH	LOW
1.34940 (21/Nov)	1.33759 (21/Nov)	1.38073 (03/Nov)	1.32251 (15/Nov)	1.39768 (13/Oct)	1.24016 (05/Apr)

All price & chart based on Valbury MT4 Platform

### EURJPY

Interest Rate: 2.00% (EU) / -0.10% (JP)



DATE	OPEN	HIGH	LOW	RANGE	CLOSE	CHANGE	PREVIOUS
Nov 21	144.890	145.635	144.322	131,3	145.533	↑ 63,4	144.899

WEEKLY		NOVEMBER		2022	
HIGH	LOW	HIGH	LOW	HIGH	LOW
145.635 (21/Nov)	144.322 (21/Nov)	147.111 (01/Nov)	142.552 (11/Nov)	148.393 (21/Oct)	124.384 (07/Mar)

### GOLD (XAU/USD)



RESISTANCE	1769.99	
	1761.45	
	1749.52	
SUPPORT	1729.05	
	1720.51	
	1708.58	
SUGGESTION	BUY	---
	SELL	1739.00
	S/L	1749.00
	T/P:	1729.00 1720.00

DATE	OPEN	HIGH	LOW	RANGE	CLOSE	CHANGE	PREVIOUS
Nov 21	1751.35	1752.90	1732.43	20.47	1737.60	↓ 10.89	1748.49

WEEKLY		NOVEMBER		2022	
HIGH	LOW	HIGH	LOW	HIGH	LOW
1752.90 (21/Nov)	1732.43 (21/Nov)	1786.42 (15/Nov)	1616.50 (03/Nov)	2070.27 (08/Mar)	1614.69 (28/Sep)

*All price & chart based on Valbury MT4 Platform*

### SILVER – XAG/USD



RESISTANCE	21.438	
	21.209	
	21.017	
SUPPORT	20.596	
	20.367	
	20.175	
SUGGESTION	BUY	---
	SELL	20.85
	S/L	21.00
	T/P:	20.60 20.45

DATE	OPEN	HIGH	LOW	RANGE	CLOSE	CHANGE	PREVIOUS
Nov 21	20.958	20.981	20.560	0.421	20.824	↓ 0.050	20.874

WEEKLY		NOVEMBER		2022	
HIGH	LOW	HIGH	LOW	HIGH	LOW
20.981 (21/Nov)	20.560 (21/Nov)	22.223 (15/Nov)	18.812 (03/Nov)	26.927 (08/Mar)	17.536 (01/Sep)



## OIL WTI – CL-JAN/USD

(Exp. 16 December 2022)



DATE	OPEN	HIGH	LOW	RANGE	CLOSE	CHANGE	PREVIOUS
Nov 21	80.24	80.50	75.30	5.20	80.27	→ Flat	80.27

WEEKLY		NOVEMBER		2022	
HIGH	LOW	HIGH	LOW	HIGH	LOW
80.50 (21/Nov)	75.30 (21/Nov)	93.75 (07/Nov)	75.30 (21/Nov)	130.57 (07/Mar)	74.27 (03/Jan)

*All price & chart based on Valbury MT4 Platform*

PT. Valbury Asia Futures

## Disclaimer

All contents of this report have been prepared by the Research Dept. of Valbury Asia Futures and are provided solely for informational purpose. We have taken reasonable measures to ensure the accuracy of the report, however, do not guarantee its accuracy and will not accept liability for any consequential loss or damage which may arise directly or indirectly from any use of the report.

Published by RESEARCH DEPARTMENT – PT VALBURY ASIA FUTURES  
Menara Karya 9th Floor, Jl. HR Rasuna Said Blok X-5 Kav. 1-2 Jakarta 12950 Indonesia  
Phone : +6221-25533777, Email: [research@valbury.com](mailto:research@valbury.com)