








Daily Outlook

GLOBAL MARKETS & ECONOMIES | WEEKLY ECONOMIC INDICATORS | CURRENCIES | PRECIOUS METAL | O I L |

Counter	News	Trend	Support	Resistance
 EURUSD	EURUSD – Harga naik setelah USD ditutup melemah pada perdagangan hari Jumat setelah Ketua Federal Reserve Jerome Powell mencapai sikap yang cukup dovish, bertentangan dengan ekspektasi pasar, mengatakan bahwa mengingat bagaimana kondisi kredit telah diperketat, bank sentral AS mungkin tidak perlu menaikkan suku bunga terlalu banyak. Resistance utama di 1.0866, support di 1.0767	↓	1.0767	1.0866
 USDJPY	USDJPY – Harga yen menguat terhadap USD yang turun pada hari Jumat setelah pernyataan Ketua Federal Reserve Jerome Powell yang cukup dovish, mengingat bagaimana kondisi kredit telah diperketat bank sentral AS mungkin tidak perlu menaikkan suku bunga terlalu banyak serta jeda dalam negosiasi untuk menaikkan batas utang pemerintah federal sebesar \$31,4 triliun turut menekan dolar. Resistance 138.62, support 137.36	↓	137.36	138.62
 USDCHF	USDCHF – Harga turun setelah USD ditutup melemah pada perdagangan hari Jumat setelah Ketua Federal Reserve Jerome Powell mencapai sikap yang cukup dovish, bertentangan dengan ekspektasi pasar, mengatakan bahwa mengingat bagaimana kondisi kredit telah diperketat, bank sentral AS mungkin tidak perlu menaikkan suku bunga terlalu banyak. Resistance utama 0.9045, support 0.8925	↑	0.8925	0.9045
 GBPUSD	GBPUSD – Harga naik setelah USD ditutup melemah pada perdagangan hari Jumat setelah Ketua Federal Reserve Jerome Powell mencapai sikap yang cukup dovish, bertentangan dengan ekspektasi pasar, mengatakan bahwa mengingat bagaimana kondisi kredit telah diperketat, bank sentral AS mungkin tidak perlu menaikkan suku bunga terlalu banyak. Resistance utama 1.2489, support 1.2398	↑	1.2398	1.2489
 AUDUSD	AUDUSD – Harga naik setelah USD turun pada hari Jumat setelah pernyataan Ketua Federal Reserve Jerome Powell yang cukup dovish, mengingat bagaimana kondisi kredit telah diperketat bank sentral AS mungkin tidak perlu menaikkan suku bunga terlalu banyak serta jeda dalam negosiasi untuk menaikkan batas utang pemerintah federal sebesar \$31,4 triliun turut menekan dolar. Resistance 0.6677, support 0.6619	↑	0.6619	0.6677
 XAUUSD	XAUUSD – Harga emas menguat 1% pada hari Jumat memulihkan beberapa kerugian di awal pekan ini di tengah kekhawatiran baru tentang stabilitas sektor perbankan sementara investor menurunkan ekspektasi untuk kenaikan suku bunga lagi menyusul pernyataan dari ketua Federal Reserve yang mengatakan masih belum jelas apakah suku bunga AS perlu dinaikkan lebih lanjut. Resistance 1988.82 support 1958.64	↑	1958.64	1988.82
 Clc1 (WTI)	OIL – Harga minyak turun pada hari Jumat setelah anggota DPR AS dari Partai Republik dan pemerintahan Presiden Joe Biden menghentikan pembicaraan tentang menaikkan plafon utang pemerintah meningkatkan kemungkinan gagal bayar utang AS yang dapat mengurangi permintaan energi dan dari Ketua Federal Reserve Jerome Powell mengatakan bahwa inflasi masih tinggi. Resistance 73.25, support 70.87	↓	70.87	73.25

ECONOMIC INDICATORS

DATE	WIB	CT Y	INDICATORS	PER	ACTUAL	FORECAST	PREV.	REV.
Mon/15-May-23	05:30	NZ	Performance Services Index	Apr	49.8	--	54.4	53.8
	06:50	JP	PPI MoM	Apr	0.2%	0.0%	0.0%	0.1%
	06:50	JP	PPI YoY	Apr	5.8%	7.1%	7.2%	7.4%
	13:00	JP	Machine Tool Orders YoY	Apr P	-12.7%	-13%	-15.2%	--
	13:30	CH	Producer & Import Prices YoY	Apr	1.0%	1.1%	2.1%	--
	13:30	CH	Producer & Import Prices MoM	Apr	0.2%	-0.1%	0.2%	--
	16:00	EZ	Industrial Production SA MoM	Mar	-4.1%	-2.5%	1.5%	--
	16:00	EZ	Industrial Production WDA YoY	Mar	-1.4%	0.9%	2%	--
	16:00	EZ	EU Commission Economic Forecasts					
	19:10	EZ	ECB's Nagel Speaks					
	19:15	CA	Housing Starts	Apr	261.6k	224.6k	213.9k	213.8k
	19:30	CA	Wholesale Trade Sales MoM	Mar	-0.1%	-0.4%	-1.7%	-1.4%
	19:30	US	Empire Manufacturing	May	-31.8	-3.7	10.8	--
	19:45	US	Fed's Bostic Has Opening Remarks at Financial Markets...					
	20:00	CA	Existing Home Sales MoM	Apr		--	1.4%	--
	20:15	US	Fed's Kashkari Takes Part in a Moderated Discussion					
	23:00	GB	BOE's Huw Pill speaks					
Tue/16-May-23	04:00	US	Fed's Cook Gives Commencement Address at UC Berkeley					
	07:30	AU	Westpac Consumer Conf SA MoM	May	-7.9%	-1.7%	9.4%	--
	07:30	AU	Westpac Consumer Conf Index	May	79	82.1	85.8	--
	08:30	AU	RBA Minutes of May Policy Meeting					
	09:00	CN	Industrial Production YoY	Apr	5.6%	10.9%	3.9%	--
	09:00	CN	Industrial Production YTD YoY	Apr	3.6%	4.9%	3%	--
	09:00	CN	Retail Sales YTD YoY	Apr	8.46%	8.2%	5.8%	5.76%
	09:00	CN	Retail Sales YoY	Apr	18.4%	21%	10.6%	--
	09:00	CN	Surveyed Jobless Rate	Apr	5.2%	5.3%	5.3%	--
	13:00	GB	Payrolled Employees Monthly Change	Apr	-136k	15k	31k	42k
	13:00	GB	Claimant Count Rate	Apr			3.9%	--
	13:00	GB	Jobless Claims Change	Apr	46.7k	31.2k	28.2k	26.5k
	13:00	GB	Average Weekly Earnings 3M/YoY	Mar	5.8%	5.8%	5.9%	5.8%
	13:00	GB	Weekly Earnings ex Bonus 3M/YoY	Mar	6.7%	6.8%	6.6%	--
	13:00	GB	ILO Unemployment Rate 3Mths	Mar	3.9%	3.8%	3.8%	--
	13:00	GB	Employment Change 3M/3M	Mar	182k	120k	169k	--
	15:15	EZ	ECB's Makhlof Speaks					
	16:00	EZ	ZEW Survey Expectations	May	-9.4	-1.0	6.4	--
	16:00	EZ	GDP SA QoQ	1Q P	0.1%	0.1%	0.1%	0.3%
	16:00	EZ	GDP SA YoY	1Q P	1.3%	1.3%	1.3%	--
	16:00	EZ	Trade Balance SA	Mar		--	-0.1b	--
	16:00	EZ	Trade Balance NSA	Mar	25.6b	-12.7	4.6b	3.7b
	16:00	EZ	Employment QoQ	1Q P	0.6%	0.3%	0.3%	--
	16:00	EZ	Employment YoY	1Q P	1.7%	0.4%	1.5%	--
	16:00	DE	ZEW Survey Expectations	May	-10.7	-5.3	4.1	--
	16:00	DE	ZEW Survey Current Situation	May	-34.8	-37.0	-32.5	--
	19:15	US	Fed's Mester Discusses the economic and Policy Outlook					
	19:30	CA	Manufacturing Sales MoM	Mar	0.7%	0.7%	-3.6%	--
	19:30	CA	CPI NSA MoM	Apr	0.7%	0.4%	0.5%	--
	19:30	CA	CPI YoY	Apr	4.4%	4.1%	4.3%	--
	19:30	CA	Consumer Price Index	Apr		--	155.3	--
	19:30	CA	CPI Core- Trim YoY%	Apr	4.2%	4.1%	4.4%	--
	19:30	CA	CPI Core- Median YoY%	Apr	4.2%	4.3%	4.6%	4.5%
	19:30	US	Retail Sales Advance MoM	Apr	0.4%	0.7%	-1%	-0.7%
19:30	US	Retail Sales Ex Auto MoM	Apr	0.4%	0.5%	-0.8%	-0.5%	
19:30	US	Retail Sales Ex Auto and Gas	Apr	0.6%	0.2%	-0.3%	-0.5%	
20:15	US	Industrial Production MoM	Apr	0.5%	0.0%	0.4%	0.0%	
20:15	US	Capacity Utilization	Apr	79.7%	79.8%	79.8%	79.4%	
20:15	US	Manufacturing (SIC) Production	Apr	1%	-0.2%	-0.5%	-0.8%	
21:00	EZ	ECB's Lagarde Speaks						
21:00	US	Fed's Barr Testifies Before House Financial Services Committee						
21:00	US	Business Inventories	Mar	-0.1%	0.1%	0.2%	--	
21:00	US	NAHB Housing Market Index	May	50	45	45	--	
23:15	US	Fed's Williams Discusses Economic Outlook and Monetary...						
Wed/17-May-23	02:15	US	Fed's Logan Moderates Panel Discussion at Atlanta Fed confere					
	06:00	US	Fed's Bostic and Goolsbee Discuss the Economic Outlook					

	06:50	JP	GDP Annualized SA QoQ	1Q P	1.6%	0.7%	0.1%	-0.1%
	06:50	JP	GDP SA QoQ	1Q P	0.4%	0.1%	0.0%	--
	06:50	JP	GDP Nominal SA QoQ	1Q P	-0.3%	-0.2%	0.4%	--
	06:50	JP	GDP Deflator YoY	1Q P	2.1%	2%	1.2%	--
	06:50	JP	GDP Private Consumption QoQ	1Q P	0.6%	0.4%	0.3%	0.2%
	06:50	JP	GDP Business Spending QoQ	1Q P	0.9%	-0.4%	-0.5%	-0.7%
	06:50	JP	Inventory Contribution % GDP	1Q P		0.1%	-0.5%	--
	06:50	JP	Net Exports Contribution % GDP	1Q P		-0.2%	0.4%	--
	07:30	AU	Westpac Leading Index MoM	Apr		--	-0.01%	--
	08:30	AU	Wage Price Index QoQ	1Q	0.8%	0.9%	0.8%	--
	08:30	AU	Wage Price Index YoY	1Q	3.7%	3.6%	3.3%	3.4%
	11:30	JP	Industrial Production MoM	Mar F	1.1%	--	4.6%	--
	11:30	JP	Industrial Production YoY	Mar F	-0.6%	--	-0.5%	--
	11:30	JP	Capacity Utilization MoM	Mar	0.8%	--	3.9%	--
	16:00	EZ	CPI YoY	Apr F	7%	7%	6.9%	--
	16:00	EZ	CPI MoM	Apr F	0.6%	0.7%	0.9%	--
	16:00	EZ	CPI Core YoY	Apr F	5.6%	5.6%	5.7%	--
	19:30	US	Housing Starts	Apr	1401k	1400k	1420k	1371k
	19:30	US	Building Permits	Apr	1416k	1437k	1437k	--
	19:30	US	Housing Starts MoM	Apr	2.2%	-1.7%	-0.8%	-4.5%
	19:30	US	Building Permits MoM	Apr	-1.5%	-0.2%	-3%	--
	21:30	US	DOE U.S. Crude Oil Inventories	12-May	5040k	-920k	2951k	--
	21:30	US	DOE Cushing OK Crude Inventory	12-May	1461k	--	397k	--
	21:30	US	DOE U.S. Gasoline Inventories	12-May	-1381k	-1060k	-3168k	--
	21:30	US	DOE U.S. Distillate Inventory	12-May	80k	57k	-4170k	--
	21:30	US	DOE U.S. Refinery Utilization	12-May	1.0%	0.5%	0.3%	--
	22:15	EZ	ECB's Guindos Speaks					
Thu/18-May-23	05:45	NZ	PPI Output QoQ	1Q	0.3%	0.8%	0.9%	--
	05:45	NZ	PPI Input QoQ	1Q	0.2%	0.5%	0.5%	--
	06:50	JP	Trade Balance	Apr	¥-432.4b	¥-613.8b	¥-754.5b	¥-755.1b
	06:50	JP	Trade Balance Adjusted	Apr	¥-1020b	¥-1073.0b	1209.9b	¥-1210b
	06:50	JP	Exports YoY	Apr	2.6%	3%	4.3%	--
	06:50	JP	Imports YoY	Apr	-2.3%	-0.3%	7.3%	--
	08:00	AU	Consumer Inflation Expectation	May		--	4.6%	--
	08:30	AU	Part Time Employment Change	Apr	22.8k	--	-19.2k	-21.4k
	08:30	AU	Employment Change	Apr	-4.3k	25k	53k	61.1k
	08:30	AU	Unemployment Rate	Apr	3.7%	3.5%	3.5%	--
	08:30	AU	Full Time Employment Change	Apr	-27.1k	--	72.2k	82.5k
	08:30	AU	Participation Rate	Apr	66.7%	66.7%	66.7%	66.8%
	All	CH	Bank Holiday (Ascension Day)					
	14:45	GB	BOE's Huw Pill speaks					
	15:00	EZ	ECB Publishes Economic Bulletin					
	15:30	HK	Unemployment Rate SA	Apr	3%	2.9%	3.1%	--
	19:30	US	Initial Jobless Claims	13-May	242k	254k	264k	--
	19:30	US	Continuing Claims	6-May	1799k	1818k	1813k	1807k
	19:30	US	Philadelphia Fed Business Outlook	May	-10.4	-19.8	-31.3	--
	20:05	US	Fed's Jefferson Gives Speech on Economic Outlook					
	20:30	US	Fed's Barr Testifies Before Senate Banking Committee					
	21:00	CA	Bank of Canada Releases Financial System Review					
	21:00	US	Fed's Logan Speaks at Texas Bankers Association Convention					
	21:00	US	Existing Home Sales	Apr	4.25m	4.3m	4.44m	4.43m
	21:00	US	Existing Home Sales MoM	Apr	-3.4%	-3.6%	-2.4%	-2.6%
	21:00	US	Leading Index	Apr	-0.6%	-0.6%	-1.2%	--
Fri/19-May-23	05:45	NZ	Imports NZD	Apr	NZ\$6.38b	--	NZ\$7.78b	NZ\$7.87b
	05:45	NZ	Exports NZD	Apr	NZ\$6.8b	--	NZ\$6.51b	NZ\$6.28b
	05:45	NZ	Trade Balance NZD	Apr	NZ\$427m	NZ\$-235b	NZ\$-1273m	NZ\$-1586m
	05:45	NZ	Trade Balance 12 Mth YTD NZD	Apr	NZ\$-16800m	NZ\$-17080m	NZ\$-16398m	NZ\$-16760m
	06:01	GB	GfK Consumer Confidence	May	-27	-27	-30	--
	06:30	JP	Natl CPI YoY	Apr	3.5%	2.5%	3.2%	--
	06:30	JP	Natl CPI Ex Fresh Food YoY	Apr	3.4%	3.4%	3.1%	--
	06:30	JP	Natl CPI Ex Fresh Food, Energy YoY	Apr	4.1%	4.2%	3.8%	--
	11:30	JP	Tertiary Industry Index MoM	Mar	-1.7%	0.3%	0.7%	1.7%
	13:00	DE	PPI MoM	Apr	0.3%	-0.5%	-2.6%	-1.4%
	13:00	DE	PPI YoY	Apr	4.1%	4%	7.5%	6.7%
	16:45	GB	BOE's Haskel speaks					
	19:30	CA	Retail Sales MoM	Mar	-1.4%	-1.4%	-0.2%	--
	19:30	CA	Retail Sales Ex Auto MoM	Mar	-0.3%	-0.8%	-0.7%	--
	19:45	US	Fed's Williams Speaks at Monetary Policy Conference					

	20:00	US	Fed's Bowman Takes Part in Discussion at Bankers Convention					
	20:55	EZ	ECB's Schnabel Speaks					
	22:00	EZ	ECB's Schnabel Speaks					
	22:00	US	Fed Chair Powell, Former Chair Bernanke Speak on Policy Panel					
Sat/20-May-23	00:00	US	Baker Hughes U.S. Rig Count	19-May	720	--	731	--
	02:00	EZ	ECB's Lagarde, De Cos on Brazil Central Bank Panel					

DATE	WIB	CT Y	INDICATORS	PER	ACTUAL	FORECAST	PREV.	REV.
22-May - 09-Jun	N/A	EZ	OECD Publishes Economic Outlook					
Mon/22-May-23	06:50	JP	Core Machine Orders YoY	Mar		1.4%	9.8%	--
	06:50	JP	Core Machine Orders MoM	Mar		0.4%	-4.5%	--
	13:30	CH	Industry & Construction Output WDA YoY	1Q		--	4.1%	--
	13:30	CH	Industrial Output WDA YoY	1Q		--	6.1%	--
	15:30	HK	CPI Composite YoY	Apr		2%	1.7%	--
	15:45	EZ	ECB's Vujcic Speaks					
	16:00	EZ	Construction Output MoM	Mar		--	2.3%	--
	16:00	EZ	Construction Output YoY	Mar		--	2.3%	--
	16:00	EZ	ECB Vice President Guindos Speaks					
	18:30	EZ	ECB's Holzmann Speaks					
	19:30	US	Fed's Bullard Speaks on US Economy and Monetary Policy					
	ALL	CA	Bank Holiday (Victoria Day)					
	21:00	EZ	Consumer Confidence	May P		-16.9	-17.5	--
	21:15	EZ	ECB's Lane Speaks					
	21:15	EZ	ECB's Villeroy speaks					
	22:05	US	Fed's Bostic and Barkin Discuss Technology-Enabled...					
Tue/23-May-23	06:00	AU	Judo Bank Australia PMI Composite	May P		--	53	--
	06:00	AU	Judo Bank Australia PMI Mfg	May P		--	48	--
	06:00	AU	Judo Bank Australia PMI Services	May P		--	53.7	--
	07:30	JP	Jibun Bank Japan PMI Composite	May P		--	52.9	--
	07:30	JP	Jibun Bank Japan PMI Mfg	May P		--	49.5	--
	07:30	JP	Jibun Bank Japan PMI Services	May P		--	55.4	--
	14:15	EZ	ECB's Guindos Speaks					
	14:30	DE	HCOB Germany Manufacturing PMI	May P		45	44.5	--
	14:30	DE	HCOB Germany Services PMI	May P		55	56	--
	14:30	DE	HCOB Germany Composite PMI	May P		--	54.2	--
	15:00	EZ	HCOB Eurozone Manufacturing PMI	May P		46	45.8	--
	15:00	EZ	HCOB Eurozone Composite PMI	May P		53.5	54.1	--
	15:00	EZ	HCOB Eurozone Services PMI	May P		55.5	56.2	--
	15:00	EZ	ECB Current Account SA	Mar		--	24.3b	--
	15:00	EZ	ECB's Muller Speaks					
	15:30	GB	S&P Global/CIPS UK Manufacturing PMI	May P		--	47.8	--
	15:30	GB	S&P Global/CIPS UK Services PMI	May P		--	55.9	--
	15:30	GB	S&P Global/CIPS UK Composite PMI	May P		--	54.9	--
	19:30	CA	Industrial Product Price MoM	Apr		0.2%	0.1%	--
	20:00	US	Fed's Logan Gives Welcoming Remarks at Conference on...					
	20:45	US	S&P Global US Manufacturing PMI	May P		50	50.2	--
	20:45	US	S&P Global US Services PMI	May P		52.6	53.6	--
	20:45	US	S&P Global US Composite PMI	May P		--	53.4	--
	21:00	US	New Home Sales	Apr		660k	683k	--
	21:00	US	New Home Sales MoM	Apr		-3.4%	9.6%	--
	21:45	GB	BOE's Haskel speaks at Fed event					
	22:00	EZ	ECB's Villeroy Speaks					
Wed/24-May-23	N/A	EZ	ECB Non-Policy Meeting in Frankfurt					
	00:50	EZ	ECB's Nagel Speaks					
	05:45	NZ	Retail Sales Ex Inflation QoQ	1Q		0.2%	-0.6%	--
	07:30	AU	Westpac Leading Index MoM	Apr		--	-0.01%	--
	09:00	NZ	RBNZ Official Cash Rate	24-May		5.5%	5.25%	--
	13:00	JP	Machine Tool Orders YoY	Apr F		--	-14.4%	--
	13:00	GB	CPIH YoY	Apr		--	8.9%	--
	13:00	GB	CPI MoM	Apr		0.6%	0.8%	--
	13:00	GB	CPI YoY	Apr		8%	10.1%	--
	13:00	GB	CPI Core YoY	Apr		6%	6.2%	--
	13:00	GB	Retail Price Index	Apr		--	367.2	--
	13:00	GB	RPI MoM	Apr		--	0.7%	--
	13:00	GB	RPI YoY	Apr		--	13.5%	--

	13:00	GB	RPI Ex Mort Int.Payments (YoY)	Apr	--	12.6%	--
	13:00	GB	PPI Output NSA MoM	Apr	--	0.1%	--
	13:00	GB	PPI Output NSA YoY	Apr	--	8.7%	--
	13:00	GB	PPI Input NSA MoM	Apr	--	0.2%	--
	13:00	GB	PPI Input NSA YoY	Apr	--	7.6%	--
	14:10	AU	RBA's Jacobs-Speech				
	15:00	DE	Ifo Business Climate	May	93	93.6	--
	15:00	DE	Ifo Current Assessment	May	94.5	95	--
	15:00	DE	Ifo Expectations	May	91.7	92.2	--
	15:30	GB	House Price Index YoY	Mar	--	5.5%	--
	16:30	GB	BOE's Bailey speaks at Net Zero event				
	20:00	GB	BOE Governor Andrew Bailey speaks to WSJ event				
	21:30	US	DOE U.S. Crude Oil Inventories	19-May	--	5040k	--
	21:30	US	DOE Cushing OK Crude Inventory	19-May	--	1461k	--
	21:30	US	DOE U.S. Gasoline Inventories	19-May	--	-1381k	--
	21:30	US	DOE U.S. Distillate Inventory	19-May	--	80k	--
	21:30	US	DOE U.S. Refinery Utilization	19-May	--	1%	--
Thu/25-May-23	01:00	US	FOMC Meeting Minutes	3-May	--	--	--
	13:00	DE	GDP SA QoQ	1Q F	0.0%	0.0%	--
	13:00	DE	GDP NSA YoY	1Q F	0.2%	0.2%	--
	13:00	DE	GDP WDA YoY	1Q F	--	-0.1%	--
	13:00	DE	GfK Consumer Confidence	Jun	-24.3	-25.7	--
	16:00	EZ	ECB's Guindos Speaks in Brussels				
	17:30	EZ	ECB's Nagel Speaks				
	18:00	CA	CFIB Business Barometer	May	--	55.7	--
	18:15	EZ	ECB's Villeroy speaks in Paris				
	19:30	CA	Payroll Employment Change - SEPH	Mar	--	62.5k	--
	19:30	US	Initial Jobless Claims	20-May	--	242k	--
	19:30	US	Continuing Claims	13-May	--	1799k	--
	19:30	US	GDP Annualized QoQ	1Q S	1.1%	1.1%	--
	19:30	US	Personal Consumption	1Q S	--	3.7%	--
	19:30	US	GDP Price Index	1Q S	4%	4%	--
	19:30	US	Core PCE QoQ	1Q S	--	4.9%	--
	21:00	US	Pending Home Sales MoM	Apr	--	-5.2%	--
	21:00	US	Pending Home Sales NSA YoY	Apr	--	-23.3%	--
	23:30	GB	BOE's Haskel speaks				
Fri/26-May-23	05:00	NZ	ANZ Consumer Confidence Index	May	--	79.3	--
	05:00	NZ	ANZ Consumer Confidence MoM	May	--	2.1%	--
		ALL	Bank Holiday (Buddha's Birthday)				
	06:30	JP	Tokyo CPI YoY	May	3.4%	3.5%	--
	06:30	JP	Tokyo CPI Ex-Fresh Food YoY	May	3.4%	3.5%	--
	06:30	JP	Tokyo CPI Ex-Fresh Food, Energy YoY	May	3.9%	3.8%	--
	06:50	JP	PPI Services YoY	Apr	1.4%	1.6%	--
	08:30	AU	Retail Sales MoM	Apr	0.3%	0.4%	--
	13:00	GB	Retail Sales Inc Auto Fuel MoM	Apr	--	-0.9%	--
	13:00	GB	Retail Sales Inc Auto Fuel YoY	Apr	--	-3.1%	--
	13:00	GB	Retail Sales Ex Auto Fuel MoM	Apr	--	-1%	--
	13:00	GB	Retail Sales Ex Auto Fuel YoY	Apr	--	-3.2%	--
	14:30	EZ	ECB's Vujcic Speaks in Dubrovnik				
	19:30	US	Personal Income	Apr	0.4%	0.3%	--
	19:30	US	Personal Spending	Apr	0.4%	0.0%	--
	19:30	US	Real Personal Spending	Apr	--	0.0%	--
	19:30	US	PCE Deflator MoM	Apr	0.3%	0.1%	--
	19:30	US	PCE Deflator YoY	Apr	--	4.2%	--
	19:30	US	PCE Core Deflator MoM	Apr	0.3%	0.3%	--
	19:30	US	PCE Core Deflator YoY	Apr	4.5%	4.6%	--
	19:30	US	Advance Goods Trade Balance	Apr	-\$85.6b	-\$84.6b	--
	19:30	US	Wholesale Inventories MoM	Apr P	--	0.0%	--
	19:30	US	Retail Inventories MoM	Apr	--	0.7%	--
	19:30	US	Durable Goods Orders	Apr P	-1%	3.2%	--
	19:30	US	Durables Ex Transportation	Apr P	-0.2%	0.2%	--
	19:30	US	Cap Goods Orders Nondef Ex Air	Apr P	--	-0.6%	--
	19:30	US	Cap Goods Ship Nondef Ex Air	Apr P	--	-0.5%	--
	21:00	US	U. of Mich. Sentiment	May F	57.7	57.7	--
	21:00	US	U. of Mich. Current Conditions	May F	--	64.5	--
	21:00	US	U. of Mich. Expectations	May F	--	53.4	--
	21:00	US	U. of Mich. 1 Yr Inflation	May F	--	4.5%	--
	21:00	US	U. of Mich. 5-10 Yr Inflation	May F	--	3.2%	--
Sat/27-May-23	00:00	US	Baker Hughes U.S. Rig Count	26-May	--	--	--

EUR/USD

Interest Rate: 3.75% (EU) / 5.00%- 5.25% (US)



RESISTANCE	1.09048	
	1.08664	
	1.08359	
SUPPORT	1.07670	
	1.07286	
	1.06981	
SUGGESTION	BUY	---
	SELL	1.0815
	S/L	1.0845
	T/P:	1.0755 1.0740

DATE	OPEN	HIGH	LOW	RANGE	CLOSE	CHANGE	PREVIOUS
May 19	1.07708	1.08280	1.07591	68,9	1.08054	↑ 36,1	1.07693

WEEKLY		MAY		2023	
HIGH	LOW	HIGH	LOW	HIGH	LOW
1.09038 (16/May)	1.07591 (19/May)	1.10908 (04/May)	1.07591 (19/May)	1.10947 (26/Apr)	1.04824 (06/Jan)

/ price & chart based on Valbury MT4 Platform

USDJPY

Interest Rate: 5.00%- 5.25% (US) / -0.10%(JP)



RESISTANCE	139.888	
	139.284	
	138.627	
SUPPORT	137.366	
	136.762	
	136.105	
SUGGESTION	BUY	---
	SELL	138.00
	S/L	138.60
	T/P:	137.35 136.75

DATE	OPEN	HIGH	LOW	RANGE	CLOSE	CHANGE	PREVIOUS
May 19	138.675	138.679	137.418	126,1	137.971	↓ 69,9	138.670

WEEKLY		MAY		2023	
HIGH	LOW	HIGH	LOW	HIGH	LOW
138.738 (18/May)	135.666 (16/May)	138.738 (18/May)	133.492 (04/May)	138.738 (18/May)	127.217 (16/Jan)

GBP/USD

Interest Rate: 4.50% (GB) / 5.00%- 5.25% (US)



RESISTANCE	1.25815	
	1.25321	
	1.24899	
SUPPORT	1.23983	
	1.23489	
	1.23067	
SUGGESTION	BUY	1.2425
	SELL	---
	S/L	1.2380
	T/P:	1.2495 1.2525

DATE	OPEN	HIGH	LOW	RANGE	CLOSE	CHANGE	PREVIOUS
May 19	1.24044	1.24827	1.23911	91,6	1.24477	↑ 43,3	1.24044

WEEKLY		MAY		2023	
HIGH	LOW	HIGH	LOW	HIGH	LOW
1.25455 (16/May)	1.23907 (18/May)	1.26789 (10/May)	1.23907 (18/May)	1.26789 (10/May)	1.18021 (08/Mar)

All price & chart based on Valbury MT4 Platform

USD/CHF

Interest Rate: 5.00%- 5.25% (US) / 1.50% (CH)



RESISTANCE	0.91291	
	0.90935	
	0.90450	
SUPPORT	0.89609	
	0.89253	
	0.88768	
SUGGESTION	BUY	0.8980
	SELL	---
	S/L	0.8940
	T/P:	0.9050 0.9080

DATE	OPEN	HIGH	LOW	RANGE	CLOSE	CHANGE	PREVIOUS
May 19	0.90497	0.90578	0.89737	84,1	0.89966	↓ 52,3	0.90489

WEEKLY		MAY		2023	
HIGH	LOW	HIGH	LOW	HIGH	LOW
0.90615 (18/May)	0.89189 (16/May)	0.90615 (18/May)	0.88190 (04/May)	0.94377 (08/Mar)	0.88190 (04/May)

AUD/USD

Interest Rate: 3.85% (AU) / 5.00%- 5.25% (US)



RESISTANCE	0.67362	
	0.67052	
	0.66777	
SUPPORT	0.66192	
	0.65882	
	0.65607	
SUGGESTION	BUY	0.6645
	SELL	---
	S/L	0.6620
	T/P:	0.6675 0.6705

DATE	OPEN	HIGH	LOW	RANGE	CLOSE	CHANGE	PREVIOUS
May 19	0.66213	0.66743	0.66158	58,5	0.66501	↑ 28,9	0.66212

WEEKLY		MAY		2023	
HIGH	LOW	HIGH	LOW	HIGH	LOW
0.67088 (16/May)	0.66040 (18/May)	0.68167 (10/May)	0.66040 (18/May)	0.71568 (02/Feb)	0.65633 (10/Mar)

All price & chart based on Valbury MT4 Platform

NZD/USD

Interest Rate: 5.25% (NZ) / 5.00%- 5.25% (US)



RESISTANCE	0.63930	
	0.63487	
	0.63136	
SUPPORT	0.62342	
	0.61899	
	0.61548	
SUGGESTION	BUY	0.6270
	SELL	---
	S/L	0.6235
	T/P:	0.6315 0.6350

DATE	OPEN	HIGH	LOW	RANGE	CLOSE	CHANGE	PREVIOUS
May 19	0.62261	0.63045	0.62251	79,4	0.62784	↑ 52,3	0.62261

WEEKLY		MAY		2023	
HIGH	LOW	HIGH	LOW	HIGH	LOW
0.63045 (19/May)	0.61858 (15/May)	0.63835 (11/May)	0.61603 (01/May)	0.65372 (02/Feb)	0.60837 (08/Mar)

USD/CAD

Interest Rate: 5.00%- 5.25% (US) / 4.50% (CA)



RESISTANCE	1.35841	
	1.35535	
	1.35290	
SUPPORT	1.34739	
	1.34433	
	1.34188	
SUGGESTION	BUY	---
	SELL	1.3505
	S/L	1.3530
	T/P:	1.3475 1.3450

DATE	OPEN	HIGH	LOW	RANGE	CLOSE	CHANGE	PREVIOUS
May 19	1.35013	1.35228	1.34677	55,1	1.35046	↑ 4,2	1.35004

WEEKLY		MAY		2023	
HIGH	LOW	HIGH	LOW	HIGH	LOW
1.35668 (15/May)	1.34032 (16/May)	1.36383 (03/May)	1.33139 (08/May)	1.38608 (10/Mar)	1.32610 (02/Feb)

All price & chart based on Valbury MT4 Platform

EURJPY

Interest Rate: 3.75% (EU) / -0.10% (JP)



RESISTANCE	150.771	
	150.280	
	149.689	
SUPPORT	148.607	
	148.116	
	147.525	
SUGGESTION	BUY	---
	SELL	149.15
	S/L	149.70
	T/P:	148.60 148.10

DATE	OPEN	HIGH	LOW	RANGE	CLOSE	CHANGE	PREVIOUS
May 19	149.345	149.790	148.708	108,2	149.097	↓ 24,7	149.344

WEEKLY		MAY		2023	
HIGH	LOW	HIGH	LOW	HIGH	LOW
149.790 (19/May)	147.285 (15/May)	151.604 (02/May)	146.121 (11/May)	151.604 (02/May)	137.377 (03/Jan)

GOLD (XAU/USD)



RESISTANCE	2019.00	
	2001.52	
	1988.82	
SUPPORT	1958.64	
	1941.16	
	1928.46	
SUGGESTION	BUY	1973.00
	SELL	---
	S/L	1958.00
	T/P:	1988.00 2001.00

DATE	OPEN	HIGH	LOW	RANGE	CLOSE	CHANGE	PREVIOUS
May 19	1957.79	1984.05	1953.87	30.18	1976.11	↑ 18.95	1957.16

WEEKLY		MAY		2023	
HIGH	LOW	HIGH	LOW	HIGH	LOW
2022.06 (15/May)	1951.85 (18/May)	2078.27 (04/May)	1951.85 (18/May)	2078.27 (04/May)	1804.59 (28/Feb)

All price & chart based on Valbury MT4 Platform

SILVER – XAG/USD



RESISTANCE	24.692	
	24.343	
	24.071	
SUPPORT	23.450	
	23.101	
	22.829	
SUGGESTION	BUY	23.75
	SELL	---
	S/L	23.45
	T/P:	24.05 24.35

DATE	OPEN	HIGH	LOW	RANGE	CLOSE	CHANGE	PREVIOUS
May 19	23.482	23.994	23.373	0.621	23.799	↑ 0.327	23.472

WEEKLY		MAY		2023	
HIGH	LOW	HIGH	LOW	HIGH	LOW
24.186 (15/May)	23.301 (18/May)	26.110 (05/May)	23.301 (18/May)	26.110 (05/May)	19.878 (10/Mar)

OIL WTI – CL-JUL/USD

(Exp. 16 Juni 2023)



RESISTANCE	75.63	
	74.61	
	73.25	
SUPPORT	70.87	
	69.85	
	68.49	
SUGGESTION	BUY	---
	SELL	72.05
	S/L	73.25
	T/P:	70.85 69.85

DATE	OPEN	HIGH	LOW	RANGE	CLOSE	CHANGE	PREVIOUS
May 19	72.01	73.58	71.20	2.38	71.90	↓ 0.13	72.03

WEEKLY		MAY		2023	
HIGH	LOW	HIGH	LOW	HIGH	LOW
73.58 (19/May)	69.43 (15/May)	76.70 (01/May)	63.86 (04/May)	83.54 (12/Apr)	63.86 (04/May)

All price & chart based on Valbury MT4 Platform

PT. Valbury Asia Futures

Disclaimer

All contents of this report have been prepared by the Research Dept. of Valbury Asia Futures and are provided solely for informational purpose. We have taken reasonable measures to ensure the accuracy of the report, however, do not guarantee its accuracy and will not accept liability for any consequential loss or damage which may arise directly or indirectly from any use of the report.

Published by RESEARCH DEPARTMENT – PT VALBURY ASIA FUTURES
Menara Karya 9th Floor, Jl. HR Rasuna Said Blok X-5 Kav. 1-2 Jakarta 12950 Indonesia
Phone : +6221-25533777, Email: research@valbury.com