








Daily Outlook

GLOBAL MARKETS & ECONOMIES | WEEKLY ECONOMIC INDICATORS | CURRENCIES | PRECIOUS METAL | O I L |

Counter	News	Trend	Support	Resistance
 EURUSD	<p>EURUSD – Harga sedikit terkoreksi setelah USD mengurangi kerugiannya karena para pedagang memperhitungkan tekanan perbankan dapat menjaga Federal Reserve dan Bank of England dari menaikkan suku bunga lebih jauh, atau sama sekali, di akhir pekan. Fokus investor beralih ke sejumlah pertemuan bank sentral yang dijadwalkan minggu ini setelah sehari-hari volatilitas di pasar yang disebabkan oleh kekhawatiran atas stabilitas sektor perbankan global. Resistance utama di 1.0802, support di 1.0717</p>	↑	1.0717	1.0802
 USDJPY	<p>USDJPY – Harga yen melemah setelah USD naik karena meredanya kekhawatiran disektor perbankan mendukung bank sentral untuk melanjutkan pengetatan lebih lanjut, Federal Reserve diperkirakan akan menaikkan suku bunga sebesar 25 bps atau tidak ada perubahan pada pertemuan FOMC hari ini. Resistance 133.03, support 131.44</p>	↑	131.44	133.03
 USDCHF	<p>USDCHF – Harga sedikit terkoreksi setelah USD mengurangi kerugiannya karena para pedagang memperhitungkan tekanan perbankan dapat menjaga Federal Reserve dan Bank of England dari menaikkan suku bunga lebih jauh, atau sama sekali, di akhir pekan. Fokus investor beralih ke sejumlah pertemuan bank sentral yang dijadwalkan minggu ini setelah sehari-hari volatilitas di pasar yang disebabkan oleh kekhawatiran atas stabilitas sektor perbankan global. Resistance utama 0.9289, support 0.9181</p>	↓	0.9181	0.9289
 GBPUSD	<p>GBPUSD – Harga sedikit terkoreksi setelah USD mengurangi kerugiannya karena para pedagang memperhitungkan tekanan perbankan dapat menjaga Federal Reserve dan Bank of England dari menaikkan suku bunga lebih jauh, atau sama sekali, di akhir pekan. Fokus investor beralih ke sejumlah pertemuan bank sentral yang dijadwalkan minggu ini setelah sehari-hari volatilitas di pasar yang disebabkan oleh kekhawatiran atas stabilitas sektor perbankan global. Resistance utama 1.2273, support 1.2122</p>	↑	1.2122	1.2273
 AUDUSD	<p>AUDUSD – Harga turun setelah risalah RBA menyarankan bank sentral untuk mempertimbangkan jeda dalam kenaikan suku bunga pada pertemuan bulan April dan USD naik karena meredanya kekhawatiran disektor perbankan mendukung bank sentral untuk melanjutkan pengetatan lebih lanjut, Federal Reserve diperkirakan akan menaikkan suku bunga sebesar 25 bps atau tidak ada perubahan pada pertemuan FOMC hari ini. Resistance 0.6713, support 0.6637</p>	↓	0.6637	0.6713
 XAUUSD	<p>XAUUSD – Harga emas turun sekitar 2% pada hari Selasa karena imbal hasil Treasury AS melonjak serta meredanya kekhawatiran atas krisis perbankan mendorong beberapa investor dengan hati-hati kembali ke aset berisiko dan menunggu keputusan suku bunga AS oleh Federal Reserve hari ini. Resistance 1971.86, support 1922.06</p>	↓	1922.06	1971.86
 CLc1 (WTI)	<p>OIL – Harga minyak naik lebih dari 2% pada hari Selasa, memperpanjang kenaikan dari level terendah dalam 15 bulan pada hari sebelumnya karena penyelamatan Credit Suisse menghilangkan kekhawatiran krisis perbankan yang akan merugikan pertumbuhan ekonomi dan mengurangi permintaan bahan bakar. Resistance 70.52, support 67.69</p>	↑	67.69	70.52

ECONOMIC INDICATORS

DATE	WIB	CT Y	INDICATORS	PER	ACTUAL	FORECAST	PREV.	REV.	
Mon/20-Mar-23	05:05	AU	RBA's Kent-Speech						
	07:01	GB	Rightmove House Prices MoM	Mar	0.8%	--	0.0%	--	
	07:01	GB	Rightmove House Prices YoY	Mar		--	3.9%	--	
	14:00	DE	PPI MoM	Feb	-0.3%	-0.5%	-1%	-1.2%	
	14:00	DE	PPI YoY	Feb	15.8%	14.5%	17.8%	17.6%	
	17:00	EZ	Trade Balance SA	Jan		--	-18.1b	--	
	17:00	EZ	Trade Balance NSA	Jan	€-30.6b	€-12.5b	€-8.8b	--	
Tue/21-Mar-23	04:45	NZ	Imports NZD	Feb	NZ\$5.95b	--	NZ\$7.42b	--	
	04:45	NZ	Exports NZD	Feb	NZ\$5.23b	--	NZ\$5.47b	NZ\$5.30b	
		04:45	NZ	Trade Balance NZD	Feb	NZ\$-714m	NZ\$-1450m	NZ\$-1954m	NZ\$-2113m
		04:45	NZ	Trade Balance 12 Mth YTD NZD	Feb	NZ\$-15640m	--	NZ\$-15477m	NZ\$-15650m
		All	JP	Bank Holiday (Vernal Equinox)					
		07:30	AU	RBA Minutes of March Policy Meeting					
		14:00	CH	Exports Real MoM	Feb		--	2.5%	--
		14:00	CH	Imports Real MoM	Feb		--	0.2%	--
		15:00	CH	KOF Institute Spring Economic Forecast					
		15:30	HK	BoP Overall	4Q		--	\$138.39b	--
		15:30	HK	BoP Current Account Balance	4Q	H\$63.8b	--	H\$115.84b	H\$117.1b
		17:00	EZ	ZEW Survey Expectations	Mar	10	16	29.7	--
		17:00	EZ	Construction Output MoM	Jan	3.91%	--	-2.5%	-2.31%
		17:00	EZ	Construction Output YoY	Jan	0.9%	--	-1.3%	-0.6%
		17:00	DE	ZEW Survey Expectations	Mar	13	17.1	28.1	--
		17:00	DE	ZEW Survey Current Situation	Mar	-46.5	-44.3	-45.1	--
		19:30	CA	CPI NSA MoM	Feb	0.4%	0.5%	0.5%	--
		19:30	CA	CPI YoY	Feb	5.2%	5.4%	5.9%	--
		19:30	CA	Consumer Price Index	Feb	--	--	153.9	--
		19:30	CA	CPI Core- Median YoY%	Feb	4.9%	4.8%	5%	--
		19:30	CA	CPI Core- Trim YoY%	Feb	4.8%	4.9%	5.1%	--
		19:30	EZ	ECB's Lagarde, Villeroy Speak					
		19:30	US	Philadelphia Fed Non-Manufacturing Activity	Mar		--	3.2	--
	21:00	US	FOMC Begins Two-Day Meeting						
	21:00	US	Existing Home Sales	Feb	4.58m	4.20m	4.00m	--	
	21:00	US	Existing Home Sales MoM	Feb	14.5%	5%	-0.7%	--	
Wed/22-Mar-23	03:00	NZ	Westpac Consumer Confidence	1Q		--	75.6	--	
	06:30	AU	Westpac Leading Index MoM	Feb		--	-0.08%	--	
	13:00	JP	Machine Tool Orders YoY	Feb F		--	-10.7%	--	
	14:00	GB	CPIH YoY	Feb		--	8.8%	--	
	14:00	GB	CPI MoM	Feb		--	-0.6%	--	
	14:00	GB	CPI YoY	Feb		9.9%	10.1%	--	
	14:00	GB	CPI Core YoY	Feb		--	5.8%	--	
	14:00	GB	Retail Price Index	Feb		--	360.3	--	
	14:00	GB	RPI MoM	Feb		--	0.0%	--	
	14:00	GB	RPI YoY	Feb		--	13.4%	--	
	14:00	GB	RPI Ex Mort Int.Payments (YoY)	Feb		--	12.6%	--	
	14:00	GB	PPI Output NSA MoM	Feb		--	0.5%	--	
	14:00	GB	PPI Output NSA YoY	Feb		--	13.5%	--	
	14:00	GB	PPI Input NSA MoM	Feb		--	-0.1%	--	
	14:00	GB	PPI Input NSA YoY	Feb		--	14.1%	--	
	15:45	EZ	ECB's Lagarde Speaks						
	16:00	EZ	ECB Current Account SA	Jan		--	15.9b	--	
	16:30	EZ	ECB's Lane Speaks						
	16:30	GB	House Price Index YoY	Jan		--	9.8%	--	
	18:30	EZ	ECB's Rehn Speaks						
	19:00	EZ	ECB's Wunsch Speaks						
	20:45	EZ	ECB's Panetta Speaks						
	21:30	US	DOE U.S. Crude Oil Inventories	17-Mar		--	1550k	--	
	21:30	US	DOE Cushing OK Crude Inventory	17-Mar		--	-1916k	--	
	21:30	US	DOE U.S. Gasoline Inventories	17-Mar		--	-2061k	--	
	21:30	US	DOE U.S. Distillate Inventory	17-Mar		--	-2537k	--	
	21:30	US	DOE U.S. Refinery Utilization	17-Mar		--	2.2%	--	
	23:45	EZ	ECB's Nagel Speaks						
Thu/23-Mar-23	00:30	CA	Bank of Canada Releases Summary of Deliberations						

	01:00	US	FOMC Rate Decision (Upper Bound)	22-Mar		5.00%	4.75%	--
	01:00	US	FOMC Rate Decision (Lower Bound)	22-Mar		4.75%	4.50%	--
	01:00	US	Interest on Reserve Balances Rate	23-Mar		5.15%	4.65%	--
	01:30	US	Fed Chair Holds Press Conference Following FOMC Meeting					
	15:30	HK	CPI Composite YoY	Feb		--	2.4%	--
	15:30	CH	SNB Policy Rate	23-Mar		--	1.00%	--
	15:40	EZ	ECB's Stournaras speaks					
	17:00	EZ	ECB's Holzmann Speaks					
	19:00	GB	Bank of England Bank Rate	23-Mar		4.25%	4.00%	--
	19:30	US	Current Account Balance	4Q		-\$213.2b	-\$217.1b	--
	19:30	US	Initial Jobless Claims	18-Mar		--	192k	--
	19:30	US	Continuing Claims	11-Mar		--	1684k	--
	21:00	US	New Home Sales	Feb		650k	670k	--
	21:00	US	New Home Sales MoM	Feb		-3%	7.2%	--
	22:00	EZ	Consumer Confidence	Mar P		-18.9	-19	--
	22:00	GB	BOE's Catherine Mann speaks					
	23:00	EZ	ECB's Lane Speaks					
Fri/24-Mar-23	N/A	DE	Germany Sovereign Rating to be reviewed by S&P					
	05:00	AU	Judo Bank Australia PMI Composite	Mar P		--	50.6	--
	05:00	AU	Judo Bank Australia PMI Mfg	Mar P		--	50.5	--
	05:00	AU	Judo Bank Australia PMI Services	Mar P		--	50.7	--
	06:30	JP	Natl CPI YoY	Feb		3.3%	4.3%	--
	06:30	JP	Natl CPI Ex Fresh Food YoY	Feb		3.1%	4.2%	--
	06:30	JP	Natl CPI Ex Fresh Food, Energy YoY	Feb		3.4%	3.2%	--
	07:01	GB	GfK Consumer Confidence	Mar		--	-38	--
	07:30	JP	Jibun Bank Japan PMI Composite	Mar P		--	51.1	--
	07:30	JP	Jibun Bank Japan PMI Mfg	Mar P		--	47.7	--
	07:30	JP	Jibun Bank Japan PMI Services	Mar P		--	54	--
	08:35	EZ	ECB's De Cos Speaks in Hong Kong					
	14:00	GB	Retail Sales Inc Auto Fuel MoM	Feb		--	0.5%	--
	14:00	GB	Retail Sales Inc Auto Fuel YoY	Feb		--	-5.1%	--
	14:00	GB	Retail Sales Ex Auto Fuel MoM	Feb		--	0.4%	--
	14:00	GB	Retail Sales Ex Auto Fuel YoY	Feb		--	-5.3%	--
	15:30	DE	S&P Global/BME Germany Manufacturing PMI	Mar P		47.5	46.3	--
	15:30	DE	S&P Global Germany Services PMI	Mar P		51.3	50.9	--
	15:30	DE	S&P Global Germany Composite PMI	Mar P		--	50.7	--
	16:00	EZ	S&P Global Eurozone Manufacturing PMI	Mar P		48.8	48.5	--
	16:00	EZ	S&P Global Eurozone Composite PMI	Mar P		51.8	52	--
	16:00	EZ	S&P Global Eurozone Services PMI	Mar P		52.5	52.7	--
	16:15	EZ	ECB's Nagel Speaks					
	16:30	GB	S&P Global/CIPS UK Manufacturing PMI	Mar P		--	49.3	--
	16:30	GB	S&P Global/CIPS UK Services PMI	Mar P		--	53.5	--
	16:30	GB	S&P Global/CIPS UK Composite PMI	Mar P		--	53.1	--
	19:30	CA	Retail Sales MoM	Jan		--	0.5%	--
	19:30	CA	Retail Sales Ex Auto MoM	Jan		--	-0.6%	--
	19:30	US	Durable Goods Orders	Feb P		1.7%	-4.5%	--
	19:30	US	Durables Ex Transportation	Feb P		0.3%	0.8%	--
	19:30	US	Cap Goods Orders Nondef Ex Air	Feb P		--	0.8%	--
	19:30	US	Cap Goods Ship Nondef Ex Air	Feb P		--	1.1%	--
	20:45	US	S&P Global US Manufacturing PMI	Mar P		47.3	47.3	--
	20:45	US	S&P Global US Services PMI	Mar P		50.3	50.6	--
	20:45	US	S&P Global US Composite PMI	Mar P		--	50.1	--
	23:00	GB	BOE's Catherine Mann speaks on panel					
Sat/25-Mar-23	00:00	US	Baker Hughes U.S. Rig Count	24-Mar		--	--	--

EUR/USD

Interest Rate: 3.00% (EU)/ 4.50%- 4.75% (US)



RESISTANCE	1.08865	
	1.08370	
	1.08021	
SUPPORT	1.07177	
	1.06682	
	1.06333	
SUGGESTION	BUY	1.0755
	SELL	---
	S/L	1.0710
	T/P:	1.0825 1.0855

DATE	OPEN	HIGH	LOW	RANGE	CLOSE	CHANGE	PREVIOUS
Mar 21	1.07230	1.07875	1.07031	84,4	1.07672	↑ 44,7	1.07225

WEEKLY		MARCH		2023	
HIGH	LOW	HIGH	LOW	HIGH	LOW
1.07875 (21/Mar)	1.06305 (20/Mar)	1.07875 (21/Mar)	1.05153 (15/Mar)	1.10322 (02/Feb)	1.04824 (06/Jan)

price & chart based on Valbury MT4 Platform

USDJPY

Interest Rate: 4.50%- 4.75% (US)/-0.10%(JP)



RESISTANCE	134.631	
	133.625	
	133.037	
SUPPORT	131.443	
	130.437	
	129.849	
SUGGESTION	BUY	132.30
	SELL	---
	S/L	131.45
	T/P:	133.05 133.60

DATE	OPEN	HIGH	LOW	RANGE	CLOSE	CHANGE	PREVIOUS
Mar 21	131.303	132.618	131.024	159,4	132.450	↑ 114,8	131.302

WEEKLY		MARCH		2023	
HIGH	LOW	HIGH	LOW	HIGH	LOW
132.642 (20/Mar)	130.533 (20/Mar)	137.905 (08/Mar)	130.533 (20/Mar)	137.905 (08/Mar)	127.217 (16/Jan)

GBP/USD

Interest Rate: 4.00% (GB)/4.50%- 4.75% (US)



RESISTANCE	1.23776	
	1.23296	
	1.22739	
SUPPORT	1.21702	
	1.21222	
	1.20665	
SUGGESTION	BUY	1.2195
	SELL	---
	S/L	1.2150
	T/P:	1.2265 1.2295

DATE	OPEN	HIGH	LOW	RANGE	CLOSE	CHANGE	PREVIOUS
Mar 21	1.22759	1.22815	1.21778	103,7	1.22183	↓ 57,4	1.22757

WEEKLY		MARCH		2023	
HIGH	LOW	HIGH	LOW	HIGH	LOW
1.22839 (20/Mar)	1.21659 (20/Mar)	1.22839 (20/Mar)	1.18021 (08/Mar)	1.24469 (23/Jan)	1.18021 (08/Mar)

All price & chart based on Valbury MT4 Platform

USD/CHF

Interest Rate: 4.50%- 4.75% (US)/ 1.00% (CH)



RESISTANCE	0.93968	
	0.93564	
	0.92893	
SUPPORT	0.91818	
	0.91414	
	0.90743	
SUGGESTION	BUY	---
	SELL	0.9240
	S/L	0.9285
	T/P:	0.9170 0.9140

DATE	OPEN	HIGH	LOW	RANGE	CLOSE	CHANGE	PREVIOUS
Mar 21	0.92871	0.93159	0.92084	107,5	0.92223	↓ 65,0	0.92873

WEEKLY		MARCH		2023	
HIGH	LOW	HIGH	LOW	HIGH	LOW
0.93159 (21/Mar)	0.92084 (21/Mar)	0.94377 (08/Mar)	0.90704 (13/Mar)	0.94377 (08/Mar)	0.90584 (02/Feb)

AUD/USD

Interest Rate: 3.60% (AU)/4.50%- 4.75% (US)



DATE	OPEN	HIGH	LOW	RANGE	CLOSE	CHANGE	PREVIOUS
Mar 21	0.67174	0.67255	0.66487	76,8	0.66695	↓ 47,8	0.67173

WEEKLY		MARCH		2023	
HIGH	LOW	HIGH	LOW	HIGH	LOW
0.67290 (20/Mar)	0.66487 (21/Mar)	0.67828 (01/Mar)	0.65633 (10/Mar)	0.71568 (02/Feb)	0.65633 (10/Mar)

All price & chart based on Valbury MT4 Platform

NZD/USD

Interest Rate: 4.75% (NZ)/4.50%- 4.75% (US)



DATE	OPEN	HIGH	LOW	RANGE	CLOSE	CHANGE	PREVIOUS
Mar 21	0.62471	0.62483	0.61663	82,0	0.61923	↓ 54,3	0.62466

WEEKLY		MARCH		2023	
HIGH	LOW	HIGH	LOW	HIGH	LOW
0.62786 (20/Mar)	0.61663 (21/Mar)	0.62786 (20/Mar)	0.60837 (08/Mar)	0.65372 (02/Feb)	0.60837 (08/Mar)

USD/CAD

Interest Rate: 4.50%- 4.75% (US) / 4.50%(CA)



RESISTANCE	1.38421	
	1.37890	
	1.37492	
SUPPORT	1.36563	
	1.36032	
	1.35634	
SUGGESTION	BUY	1.3705
	SELL	---
	S/L	1.3655
	T/P:	1.3750 1.3790

DATE	OPEN	HIGH	LOW	RANGE	CLOSE	CHANGE	PREVIOUS
Mar 21	1.36634	1.37360	1.36431	92,9	1.37093	↑ 45,9	1.36634

WEEKLY		MARCH		2023	
HIGH	LOW	HIGH	LOW	HIGH	LOW
1.37461 (20/Mar)	1.36431 (21/Mar)	1.38608 (10/Mar)	1.35541 (03/Mar)	1.38608 (10/Mar)	1.32610 (02/Feb)

All price & chart based on Valbury MT4 Platform

EURJPY

Interest Rate: 3.50%(EU) / -0.10% (JP)



RESISTANCE	145.846	
	144.314	
	143.475	
SUPPORT	141.104	
	139.572	
	138.733	
SUGGESTION	BUY	142.40
	SELL	---
	S/L	141.10
	T/P:	143.45 144.30

DATE	OPEN	HIGH	LOW	RANGE	CLOSE	CHANGE	PREVIOUS
Mar 21	140.784	142.782	140.411	237,1	142.636	↑ 185,2	140.784

WEEKLY		MARCH		2023	
HIGH	LOW	HIGH	LOW	HIGH	LOW
142.782 (21/Mar)	138.822 (20/Mar)	145.559 (02/Mar)	138.822 (20/Mar)	145.559 (02/Mar)	137.377 (03/Jan)

GOLD (XAU/USD)



RESISTANCE	2021.66	
	2003.36	
	1971.86	
SUPPORT	1922.06	
	1903.76	
	1872.26	
SUGGESTION	BUY	---
	SELL	1943.00
	S/L	1971.00
	T/P:	1922.00 1903.00

DATE	OPEN	HIGH	LOW	RANGE	CLOSE	CHANGE	PREVIOUS
Mar 21	1978.44	1985.07	1935.27	49.80	1940.35	↓ 38.22	1978.57

WEEKLY		MARCH		2023	
HIGH	LOW	HIGH	LOW	HIGH	LOW
2009.65 (20/Mar)	1935.27 (21/Mar)	2009.65 (20/Mar)	1809.25 (08/Mar)	2009.65 (20/Mar)	1804.59 (28/Feb)

All price & chart based on Valbury MT4 Platform

SILVER – XAG/USD



RESISTANCE	23.112	
	22.869	
	22.617	
SUPPORT	22.122	
	21.879	
	21.627	
SUGGESTION	BUY	---
	SELL	22.40
	S/L	22.60
	T/P:	22.10 21.90

DATE	OPEN	HIGH	LOW	RANGE	CLOSE	CHANGE	PREVIOUS
Mar 21	22.529	22.626	22.131	0.495	22.365	↓ 0.147	22.512

WEEKLY		MARCH		2023	
HIGH	LOW	HIGH	LOW	HIGH	LOW
22.692 (20/Mar)	22.131 (21/Mar)	22.692 (20/Mar)	19.878 (10/Mar)	24.611 (02/Feb)	19.878 (10/Mar)

OIL WTI – CL-MAY/USD
(Exp. 18 April 2023)



RESISTANCE	73.35	
	71.55	
	70.52	
SUPPORT	67.69	
	65.89	
	64.86	
SUGGESTION	BUY	69.10
	SELL	---
	S/L	67.70
	T/P:	70.50 71.55

DATE	OPEN	HIGH	LOW	RANGE	CLOSE	CHANGE	PREVIOUS
Mar 21	67.80	69.76	66.93	2.83	69.48	↑ 1.69	67.79

WEEKLY		MARCH		2023	
HIGH	LOW	HIGH	LOW	HIGH	LOW
69.76 (21/Mar)	64.38 (20/Mar)	80.94 (07/Mar)	64.38 (20/Mar)	82.67 (18/Jan)	64.38 (20/Mar)

All price & chart based on Valbury MT4 Platform

PT. Valbury Asia Futures

Disclaimer

All contents of this report have been prepared by the Research Dept. of Valbury Asia Futures and are provided solely for informational purpose. We have taken reasonable measures to ensure the accuracy of the report, however, do not guarantee its accuracy and will not accept liability for any consequential loss or damage which may arise directly or indirectly from any use of the report.

Published by RESEARCH DEPARTMENT – PT VALBURY ASIA FUTURES
Menara Karya 9th Floor, Jl. HR Rasuna Said Blok X-5 Kav. 1-2 Jakarta 12950 Indonesia
Phone : +6221-25533777, Email: research@valbury.com