








Daily Outlook

GLOBAL MARKETS & ECONOMIES | WEEKLY ECONOMIC INDICATORS | CURRENCIES | PRECIOUS METAL | OIL |
“USD Berada Di Jalur Kenaikan Mingguan Karena Ketegangan Di Timur Tengah Dan Spekulasi Hawkish Fed, Fokus Ke Rilis Data GDP Q1 AS Dan BoJ Meeting”

| Counter | News | Trend | Support | Resistance |
|---|--|-------|---------|------------|
|  CLc1 (WTI) | OIL – Harga minyak ditutup sedikit lebih tinggi pada hari Jumat tetapi membukukan penurunan mingguan setelah Iran meremehkan serangan Israel yang dilaporkan di wilayahnya, sebuah tanda bahwa eskalasi permusuhan di Timur Tengah mungkin dapat dihindari. Resistance 84.76, support 80.31 | ↓ | 80.31 | 84.76 |
|  XAUUSD | XAUUSD – Harga emas naik pada hari Jumat dan mencatat kenaikan mingguan kelima berturut-turut karena kekhawatiran pembalasan lebih lanjut antara Iran dan Israel memicu permintaan safe-haven. Resistance 2412.83, support 2367.92 | ↑ | 2367.92 | 2412.83 |
|  EURUSD | EURUSD – Harga turun setelah USD sedikit melemah namun berada di jalur kenaikan mingguan dan bertahan di dekat level tertinggi awal bulan November karena ketegangan di Timur Tengah dan perekonomian AS menunjukkan pertumbuhan yang kuat dengan inflasi yang terus berlanjut mendukung spekulasi hawkish terhadap Federal Reserve. Resistance utama di 1.0683, support di 1.0616 | ↓ | 1.0616 | 1.0683 |
|  USDJPY | USDJPY – Mata uang safe-haven franc Swiss dan yen Jepang memangkas kenaikan pada hari Jumat setelah Teheran mengisyaratkan bahwa mereka tidak memiliki rencana untuk membalas Israel yang meluncurkan apa yang digambarkan sebagai serangan berskala terbatas terhadap Iran semalam serta Menteri Keuangan Jepang Shunichi Suzuki pada hari Jumat memberikan peringatan baru kepada para spekulasi yang terlalu banyak menekan yen dan menyatakan bahwa ia akan mengambil tindakan yang tepat terhadap pergerakan pasar mata uang yang berlebihan. Fokus minggu ini ke pertemuan kebijakan moneter Bank of Japan (BoJ). Resistance 154.97, support 153.89 | ↑ | 153.89 | 154.97 |
|  GBPUSD | GBPUSD – Harga turun setelah USD sedikit melemah namun berada di jalur kenaikan mingguan dan bertahan di dekat level tertinggi awal bulan November karena ketegangan di Timur Tengah dan perekonomian AS menunjukkan pertumbuhan yang kuat dengan inflasi yang terus berlanjut mendukung spekulasi hawkish terhadap Federal Reserve. Resistance utama 1.2437, support 1.2335 | ↓ | 1.2335 | 1.2437 |
|  USDCHF | USDCHF – Mata uang safe-haven franc Swiss dan yen Jepang memangkas kenaikan pada hari Jumat setelah Teheran mengisyaratkan bahwa mereka tidak memiliki rencana untuk membalas Israel yang meluncurkan apa yang digambarkan sebagai serangan berskala terbatas terhadap Iran semalam. Resistance utama 0.9149, support 0.9029 | ↑ | 0.9029 | 0.9149 |
|  AUDUSD | AUDUSD – Harga turun setelah USD sedikit melemah namun berada di jalur kenaikan mingguan dan bertahan di dekat level tertinggi awal bulan November karena ketegangan di Timur Tengah dan perekonomian AS menunjukkan pertumbuhan yang kuat dengan inflasi yang terus berlanjut mendukung spekulasi hawkish terhadap Federal Reserve. Resistance 0.6446, support 0.6375 | ↓ | 0.6375 | 0.6446 |

ECONOMIC INDICATORS

| DATE | WIB | CT Y | INDICATORS | PER | ACTUAL | FORECAST | PREV. | REV. |
|---------------|-------|--------------------------------|------------------------------------|-------|---------|----------|----------|----------|
| Mon/15-Apr-24 | 05:30 | NZ | Performance Services Index | Mar | 47.5 | -- | 53 | -- |
| | 06:50 | JP | Core Machine Orders MoM | Feb | 7.7% | -- | -1.7% | -- |
| | 06:50 | JP | Core Machine Orders YoY | Feb | -1.8% | -- | -10.9% | -- |
| | 13:30 | CH | Producer & Import Prices YoY | Mar | -2.1% | -- | -2% | -- |
| | 13:30 | CH | Producer & Import Prices MoM | Mar | 0.1% | -- | 0.1% | -- |
| | 16:00 | EZ | Industrial Production SA MoM | Feb | 0.8% | 0.8% | -3.2% | -3% |
| | 16:00 | EZ | Industrial Production WDA YoY | Feb | -6.4% | -- | -6.7% | 6.6% |
| | 19:15 | CA | Housing Starts | Mar | | -- | 253.5k | -- |
| | 19:30 | CA | Manufacturing Sales MoM | Feb | 0.7% | 0.7% | 0.2% | -- |
| | 19:30 | CA | Wholesale Sales ex Petroleum MoM | Feb | 0% | 0.8% | 0.1% | -- |
| | 19:30 | US | Empire Manufacturing | Apr | -14.3 | -9 | -20.9 | -- |
| | 19:30 | US | Retail Sales Advance MoM | Mar | 0.7% | 0.3% | 0.6% | 0.9% |
| | 19:30 | US | Retail Sales Ex Auto MoM | Mar | 1.1% | 0.4% | 0.3% | 0.6% |
| | 19:30 | US | Retail Sales Ex Auto and Gas | Mar | 1% | 0.3% | 0.3% | 0.5% |
| | 19:30 | US | Retail Sales Control Group | Mar | 1.1% | 0.4% | 0.0% | 0.3% |
| | 21:00 | US | Business Inventories | Feb | 0.4% | 0.3% | 0.0% | -- |
| 21:00 | US | NAHB Housing Market Index | Apr | 51 | 51 | 51 | -- | |
| Tue/16-Apr-24 | 07:00 | US | Fed's Daly Gives Keynote Remarks | | | | | |
| | 09:00 | CN | GDP YTD YoY | 1Q | 5.3% | 5% | 5.2% | -- |
| | 09:00 | CN | GDP SA QoQ | 1Q | 1.6% | 1.4% | 1% | -- |
| | 09:00 | CN | Industrial Production YoY | Mar | 4.5% | 5.4% | 7% | -- |
| | 09:00 | CN | GDP YoY | 1Q | 5.3% | 4.8% | 5.2% | -- |
| | 09:00 | CN | Retail Sales YoY | Mar | 3.1% | 4.5% | 5.5% | -- |
| | 09:00 | CN | Industrial Production YTD YoY | Mar | 4.5% | 6% | 7% | -- |
| | 09:00 | CN | Retail Sales YTD YoY | Mar | 4.7% | -- | 5.5% | -- |
| | 09:00 | CN | Surveyed Jobless Rate | Mar | 5.2% | 5.2% | 5.3% | -- |
| | 13:00 | GB | Average Weekly Earnings 3M/YoY | Feb | 5.6% | 5.5% | 5.6% | -- |
| | 13:00 | GB | Weekly Earnings ex Bonus 3M/YoY | Feb | 6% | -- | 6.1% | -- |
| | 13:00 | GB | ILO Unemployment Rate 3Mths | Feb | 4.2% | 4% | 3.9% | -- |
| | 13:00 | GB | Employment Change 3M/3M | Feb | -156k | -- | -21k | -- |
| | 13:00 | GB | Payrolled Employees Monthly Change | Mar | 10.9k | 17.2k | 20k | 4.1k |
| | 13:00 | GB | Claimant Count Rate | Mar | 4.2% | 4% | 4% | -- |
| | 13:00 | GB | Jobless Claims Change | Mar | -- | -- | 16.8k | -- |
| | 16:00 | EZ | ZEW Survey Expectations | Apr | 43.9 | 37.2 | 33.5 | -- |
| | 16:00 | EZ | Trade Balance SA | Feb | -- | -- | 28.1b | -- |
| | 16:00 | EZ | Trade Balance NSA | Feb | €23.6b | -- | €11.4b | -- |
| | 16:00 | DE | ZEW Survey Expectations | Apr | 42.9 | 35.9 | 31.7 | -- |
| | 16:00 | DE | ZEW Survey Current Situation | Apr | -79.2 | -- | -80.5 | -- |
| | 19:30 | CA | CPI NSA MoM | Mar | 0.6% | 0.7% | 0.3% | -- |
| | 19:30 | CA | CPI YoY | Mar | 2.9% | -- | 2.8% | -- |
| | 19:30 | CA | Consumer Price Index | Mar | -- | -- | 158.8 | -- |
| | 19:30 | CA | CPI Core- Median YoY% | Mar | 2.8% | 3% | 3.1% | -- |
| | 19:30 | CA | CPI Core- Trim YoY% | Mar | 3.1% | 3.2% | 3.2% | -- |
| | 19:30 | US | Building Permits MoM | Mar | -4.3% | -0.9% | 1.9% | 2.3% |
| | 19:30 | US | Building Permits | Mar | 1458k | 1514k | 1523k | 1524k |
| | 19:30 | US | Housing Starts | Mar | 1321k | 1480k | 1521k | 1549k |
| | 19:30 | US | Housing Starts MoM | Mar | -14.7% | -3% | 10.7% | 12.7% |
| 20:15 | US | Industrial Production MoM | Mar | 0.4% | 0.4% | 0.4% | -- | |
| 20:15 | US | Capacity Utilization | Mar | 78.4% | 78.5% | 78.2% | -- | |
| 20:15 | US | Manufacturing (SIC) Production | Mar | 0.8% | -- | 0.8% | -0.7% | |
| Wed/17-Apr-24 | 05:45 | NZ | CPI QoQ | 1Q | 0.6% | 0.6% | 0.5% | -- |
| | 05:45 | NZ | CPI YoY | 1Q | 4% | -- | 4.7% | -- |
| | 05:45 | NZ | CPI Tradeable QoQ | 1Q | -- | -- | -0.2% | -- |
| | 05:45 | NZ | CPI Non Tradeable QoQ | 1Q | -- | -- | 1.1% | -- |
| | 06:50 | JP | Trade Balance | Mar | ¥366.5b | -- | ¥-379.4b | ¥-377.8b |
| | 06:50 | JP | Trade Balance Adjusted | Mar | ¥-700b | ¥-280b | ¥-451.6b | ¥-570b |
| | 06:50 | JP | Exports YoY | Mar | 7.3% | -- | 7.8% | -- |
| | 06:50 | JP | Imports YoY | Mar | -4.9% | -- | 0.5% | -- |
| | 07:30 | AU | Westpac Leading Index MoM | Mar | -0.1% | -- | 0.08% | 0.1% |
| | 13:00 | GB | CPI MoM | Mar | 0.6% | -- | 0.6% | -- |
| | 13:00 | GB | CPI YoY | Mar | 3.2% | 3.1% | 3.4% | -- |
| | 13:00 | GB | CPI Core YoY | Mar | 4.2% | 4.1% | 4.5% | -- |
| | 13:00 | GB | CPI Services YoY | Mar | -- | -- | 6.1% | -- |
| | 13:00 | GB | CPIH YoY | Mar | -- | -- | 3.8% | -- |
| | 13:00 | GB | Retail Price Index | Mar | -- | -- | 381 | -- |
| | 13:00 | GB | RPI MoM | Mar | 0.5% | -- | 0.8% | -- |
| | 13:00 | GB | RPI YoY | Mar | 4.3% | 4.2% | 4.5% | -- |

| | | | | | | | | |
|----------------------|-------|----|---|--------|--------|-------|--------|--------|
| | 13:00 | GB | RPI Ex Mort Int.Payments (YoY) | Mar | | -- | 3.5% | -- |
| | 13:00 | GB | PPI Output NSA MoM | Mar | 0.2% | 0.2% | 0.3% | -- |
| | 13:00 | GB | PPI Output NSA YoY | Mar | 0.6% | -- | 0.4% | -- |
| | 13:00 | GB | PPI Input NSA MoM | Mar | -0.1% | 0.1% | -0.4% | 0.3% |
| | 13:00 | GB | PPI Input NSA YoY | Mar | -2.5% | -- | -2.7% | -2.2% |
| | 16:00 | EZ | CPI YoY | Mar F | 2.4% | 2.4% | 2.6% | 2.6% |
| | 16:00 | EZ | CPI MoM | Mar F | 0.8% | 0.8% | 0.6% | -- |
| | 16:00 | EZ | CPI Core YoY | Mar F | 2.9% | 2.9% | 3.1% | -- |
| | 21:30 | US | DOE U.S. Crude Oil Inventories | 12-Apr | 2735k | 1600k | 5841k | -- |
| | 21:30 | US | DOE Cushing OK Crude Inventory | 12-Apr | 33k | -- | -170k | -- |
| | 21:30 | US | DOE U.S. Gasoline Inventories | 12-Apr | -1154k | -- | 715k | -- |
| | 21:30 | US | DOE U.S. Distillate Inventory | 12-Apr | -2760k | -- | 1659k | -- |
| | 21:30 | US | DOE U.S. Refinery Utilization | 12-Apr | -0.2% | -- | -0.3% | -- |
| Thu/18-Apr-24 | 01:00 | US | Federal Reserve Releases Beige Book | | | | | |
| | 08:30 | AU | NAB Business Confidence | 1Q | -2 | -- | -6 | -- |
| | 08:30 | AU | Participation Rate | Mar | 66.6% | -- | 66.7% | -- |
| | 08:30 | AU | Part Time Employment Change | Mar | -34.5k | -- | 38.3k | 38.2k |
| | 08:30 | AU | Unemployment Rate | Mar | 3.8% | 3.9% | 3.7% | -- |
| | 08:30 | AU | Employment Change | Mar | -6.6k | 7.2k | 116.5k | 117.6k |
| | 08:30 | AU | Full Time Employment Change | Mar | 27.9k | -- | 78.2k | 76.4k |
| | 08:30 | JP | BOJ Board Noguchi Speech in Saga | | | | | |
| | 11:30 | JP | Tertiary Industry Index MoM | Feb | 1.5% | 0.4% | 0.3% | -0.5% |
| | 13:00 | JP | Machine Tool Orders YoY | Mar F | -- | -- | -- | -- |
| | 13:00 | CH | Exports Real MoM | Mar | | -- | 0.2% | -- |
| | 13:00 | CH | Imports Real MoM | Mar | | -- | 3.8% | -- |
| | 15:00 | EZ | ECB Current Account SA | Feb | 29.5b | 45.2b | 39.4b | 39.3b |
| | 16:00 | EZ | Construction Output MoM | Feb | 1.83% | -- | 0.5% | 0.19% |
| | 16:00 | EZ | Construction Output YoY | Feb | -0.4% | -- | 0.8% | -0.3% |
| | 19:30 | US | Initial Jobless Claims | 13-Apr | 212k | 215k | 211k | 212k |
| | 19:30 | US | Continuing Claims | 6-Apr | 1812k | 1818k | 1810k | -- |
| | 20:15 | US | Fed's Bowman Speaks at SIFMA Roundtable | | | | | |
| | 21:00 | US | Leading Index | Mar | -0.3% | -0.1% | 0.1% | -- |
| | 21:00 | US | Existing Home Sales | Mar | 4.19m | 4.2m | 4.38m | -- |
| | 21:00 | US | Existing Home Sales MoM | Mar | -4.3 | -0.7% | 9.5% | -- |
| | 22:00 | US | Fed's Bostic Speaks in Fireside Chat on Economy | | | | | |
| Fri/19-Apr-24 | 04:45 | US | Fed's Bostic Chats About Economy, Monetary Policy | | | | | |
| | 06:30 | JP | Natl CPI YoY | Mar | 2.7% | 2.7% | 2.8% | -- |
| | 06:30 | JP | Natl CPI Ex Fresh Food YoY | Mar | 2.6% | 2.7% | 2.8% | -- |
| | 06:30 | JP | Natl CPI Ex Fresh Food, Energy YoY | Mar | 2.9% | -- | 3.2% | -- |
| | 13:00 | DE | PPI MoM | Mar | 0.2% | 0% | -0.4% | -- |
| | 13:00 | DE | PPI YoY | Mar | -2.9% | -- | -4.1% | -- |
| | 13:00 | GB | Retail Sales Inc Auto Fuel MoM | Mar | 0% | 0.3% | 0.0% | 0.1% |
| | 13:00 | GB | Retail Sales Inc Auto Fuel YoY | Mar | 0.8% | -- | -0.4% | -0.3% |
| | 13:00 | GB | Retail Sales Ex Auto Fuel MoM | Mar | -0.3% | -- | 0.2% | 0.3% |
| | 13:00 | GB | Retail Sales Ex Auto Fuel YoY | Mar | 0.4% | -- | -0.5% | -0.4% |
| | 21:30 | US | Fed's Goolsbee Participates in Q&A | | | | | |
| Sat/20-Apr-24 | 00:00 | US | Baker Hughes U.S. Rig Count | 19-Apr | 619 | -- | 617 | -- |

| DATE | WIB | CT Y | INDICATORS | PER | ACTUAL | FORECAST | PREV. | REV. |
|----------------------|-------|------|-----------------------------------|-------|--------|----------|-------|------|
| Mon/22-Apr-24 | 16:05 | GB | BOE's Benjamin speaks | | | | | |
| | 19:30 | CA | Industrial Product Price MoM | Mar | | -- | 0.7% | -- |
| | 21:00 | EZ | Consumer Confidence | Apr P | | -14.3 | -14.9 | -- |
| | 22:30 | EZ | ECB's Villeroy speaks in Paris | | | | | |
| Tue/23-Apr-24 | 06:00 | AU | Judo Bank Australia PMI Composite | Apr P | | -- | 53.3 | -- |
| | 06:00 | AU | Judo Bank Australia PMI Mfg | Apr P | | -- | 47.3 | -- |
| | 06:00 | AU | Judo Bank Australia PMI Services | Apr P | | -- | 54.4 | -- |
| | 07:30 | JP | Jibun Bank Japan PMI Composite | Apr P | | -- | 51.7 | -- |
| | 07:30 | JP | Jibun Bank Japan PMI Mfg | Apr P | | -- | 48.2 | -- |
| | 07:30 | JP | Jibun Bank Japan PMI Services | Apr P | | -- | 54.1 | -- |
| | 14:30 | DE | HCOB Germany Manufacturing PMI | Apr P | | 43.5 | 41.9 | -- |
| | 14:30 | DE | HCOB Germany Services PMI | Apr P | | 50.1 | 50.1 | -- |
| | 14:30 | DE | HCOB Germany Composite PMI | Apr P | | 48.8 | 47.7 | -- |
| | 15:00 | EZ | HCOB Eurozone Manufacturing PMI | Apr P | | 46.6 | 46.1 | -- |
| | 15:00 | EZ | HCOB Eurozone Services PMI | Apr P | | 51.4 | 51.5 | -- |
| | 15:00 | EZ | HCOB Eurozone Composite PMI | Apr P | | 50.6 | 50.3 | -- |
| | 15:00 | GB | BOE's Haskel speaks | | | | | |
| | 15:30 | HK | CPI Composite YoY | Mar | | -- | 2.1% | -- |
| | 15:30 | GB | S&P Global UK Manufacturing PMI | Apr P | | -- | 50.3 | -- |
| | 15:30 | GB | S&P Global UK Services PMI | Apr P | | -- | 53.1 | -- |

| | | | | | | | | |
|----------------------|-------|-----|---|--------|--|----------|----------|----------|
| | 15:30 | GB | S&P Global UK Composite PMI | Apr P | | -- | 52.8 | -- |
| | 18:15 | GB | BOE's Huw Pill speaks | | | | | |
| | 19:30 | EZ | ECB's Nagel Speaks in Berlin | | | | | |
| | 19:30 | US | Philadelphia Fed Non-Manufacturing Activity | Apr | | -- | -18.3 | -- |
| | 20:45 | US | S&P Global US Manufacturing PMI | Apr P | | 51.8 | 51.9 | -- |
| | 20:45 | US | S&P Global US Services PMI | Apr P | | 52.1 | 51.7 | -- |
| | 20:45 | US | S&P Global US Composite PMI | Apr P | | -- | 52.1 | -- |
| | 21:00 | US | Revisions: Retail Sales | | | | | |
| | 21:00 | US | New Home Sales | Mar | | 670k | 662k | -- |
| | 21:00 | US | New Home Sales MoM | Mar | | 1.2% | -0.3% | -- |
| Wed/24-Apr-24 | 05:45 | NZ | Exports NZD | Mar | | -- | 5.89b | -- |
| | 05:45 | NZ | Trade Balance NZD | Mar | | -- | -218m | -- |
| | 05:45 | NZ | Trade Balance 12 Mth YTD NZD | Mar | | -- | -11991m | -- |
| | 05:45 | NZ | Imports NZD | Mar | | -- | 6.11b | -- |
| | 06:50 | JP | PPI Services YoY | Mar | | 2.1% | 2.1% | -- |
| | 08:30 | AU | CPI YoY | Mar | | 3.4% | 3.4% | -- |
| | 08:30 | AU | CPI Weighted Median YoY | 1Q | | 4.1% | 4.4% | -- |
| | 08:30 | AU | CPI Weighted Median QoQ | 1Q | | 0.9% | 0.9% | -- |
| | 08:30 | AU | CPI Trimmed Mean QoQ | 1Q | | 0.9% | 0.8% | -- |
| | 08:30 | AU | CPI QoQ | 1Q | | 0.8% | 0.6% | -- |
| | 08:30 | AU | CPI Trimmed Mean YoY | 1Q | | 3.9% | 4.2% | -- |
| | 08:30 | AU | CPI YoY | 1Q | | 3.5% | 4.1% | -- |
| | 14:00 | EZ | Bundesbank Chief Nagel Speaks on Central Bank Money | | | | | |
| | 14:35 | EZ | ECB's Cipollone Speaks in Frankfurt | | | | | |
| | 15:00 | DE | IFO Business Climate | Apr | | 89 | 87.8 | -- |
| | 15:00 | DE | IFO Current Assessment | Apr | | 89 | 88.1 | -- |
| | 15:00 | DE | IFO Expectations | Apr | | 88.5 | 87.5 | -- |
| | 15:00 | CH | UBS Survey Expectations | Apr | | -- | 11.5 | -- |
| | 19:30 | CA | Retail Sales MoM | Feb | | 0.1% | -0.3% | -- |
| | 19:30 | CA | Retail Sales Ex Auto MoM | Feb | | -0.2% | 0.5% | -- |
| | 19:30 | US | Durable Goods Orders | Mar P | | 2.8% | 1.3% | -- |
| | 19:30 | US | Durables Ex Transportation | Mar P | | 0.3% | 0.3% | -- |
| | 19:30 | US | Cap Goods Orders Nondef Ex Air | Mar P | | 0.2% | 0.7% | -- |
| | 19:30 | US | Cap Goods Ship Nondef Ex Air | Mar P | | -- | -0.6% | -- |
| | 21:30 | US | DOE U.S. Crude Oil Inventories | 19-Apr | | 1650k | 2735k | -- |
| | 21:30 | US | DOE Cushing OK Crude Inventory | 19-Apr | | -- | 33k | -- |
| | 21:30 | US | DOE U.S. Gasoline Inventories | 19-Apr | | -1000k | -1154k | -- |
| | 21:30 | US | DOE U.S. Distillate Inventory | 19-Apr | | -900k | -2760k | -- |
| | 21:30 | US | DOE U.S. Refinery Utilization | 19-Apr | | 0.6% | -0.2% | -- |
| Thu/25-Apr-24 | 00:30 | CA | Bank of Canada Releases Summary of Deliberations | | | | | |
| | | ALL | NZ Bank Holiday (ANZAC Day) | | | | | |
| | | ALL | AU Bank Holiday (ANZAC Day) | | | | | |
| | 12:00 | JP | Leading Index CI | Feb F | | -- | 111.8 | -- |
| | 12:00 | JP | Coincident Index | Feb F | | -- | 110.9 | -- |
| | 13:00 | DE | GfK Consumer Confidence | May | | -25.5 | -27.4 | -- |
| | 14:00 | EZ | ECB's Schnabel Speaks in Frankfurt | | | | | |
| | 15:00 | EZ | ECB Publishes Economic Bulletin | | | | | |
| | 15:20 | EZ | ECB's Vujcic Speaks | | | | | |
| | 15:30 | HK | Exports YoY | Mar | | -- | -0.8% | -- |
| | 15:30 | HK | Imports YoY | Mar | | -- | -1.8% | -- |
| | 15:30 | HK | Trade Balance HKD | Mar | | -- | -41.7b | -- |
| | 18:00 | CA | CFIB Business Barometer | Apr | | -- | 52.7 | -- |
| | 19:30 | CA | Payroll Employment Change - SEPH | Feb | | -- | 39.8k | -- |
| | 19:30 | US | GDP Annualized QoQ | 1Q A | | 2.3% | 3.4% | -- |
| | 19:30 | US | Personal Consumption | 1Q A | | -- | 3.3% | -- |
| | 19:30 | US | GDP Price Index | 1Q A | | 3.0% | 1.6% | -- |
| | 19:30 | US | Core PCE Price Index QoQ | 1Q A | | -- | 2.0% | -- |
| | 19:30 | US | Advance Goods Trade Balance | Mar | | -\$90.4b | -\$91.8b | -\$90.3b |
| | 19:30 | US | Retail Inventories MoM | Mar | | -- | 0.5% | 0.6% |
| | 19:30 | US | Wholesale Inventories MoM | Mar P | | 0.2% | 0.5% | -- |
| | 19:30 | US | Initial Jobless Claims | 20-Apr | | -- | 212k | -- |
| | 19:30 | US | Continuing Claims | 13-Apr | | -- | 1812k | -- |
| | 21:00 | US | Pending Home Sales MoM | Mar | | 1.0% | 1.6% | -- |
| | 21:00 | US | Pending Home Sales NSA YoY | Mar | | -- | -2.2% | -- |
| | 22:15 | EZ | Bundesbank Chief Nagel Speaks About Climate Change | | | | | |
| Fri/26-Apr-24 | N/A | JP | BOJ Target Rate (Upper Bound) | 26-Apr | | -- | 0.1% | -- |
| | N/A | JP | BOJ Target Rate (Lower Bound) | 26-Apr | | -- | 0.0% | -- |
| | N/A | JP | BOJ GDP Current Forecast | 2Q | | -- | 1.2% | -- |
| | N/A | JP | BOJ GDP Current Forecast +1 | 2Q | | -- | 1.0% | -- |
| | N/A | JP | BOJ GDP Current Forecast +2 | 2Q | | -- | -- | -- |
| | N/A | JP | BOJ CPI Current Forecast | 2Q | | -- | 2.4% | -- |
| | N/A | JP | BOJ CPI Current Forecast +1 | 2Q | | -- | 1.8% | -- |

| | | | | | | | | |
|----------------------|-------|----|--|--------|--|-------|-------|----|
| | N/A | JP | BOJ CPI Current Forecast +2 | 2Q | | -- | -- | -- |
| | N/A | JP | BOJ Core CPI Ex-Energy Current | 2Q | | -- | -- | -- |
| | N/A | JP | BOJ Core CPI Ex-Energy Current Forecast +1 | 2Q | | -- | -- | -- |
| | N/A | JP | BOJ Core CPI Ex-Energy Current Forecast +2 | 2Q | | -- | -- | -- |
| | 00:30 | EZ | ECB's Panetta Speaks in Frankfurt | | | | | |
| | 05:00 | NZ | ANZ Consumer Confidence MoM | Apr | | -- | -8.6% | -- |
| | 05:00 | NZ | ANZ Consumer Confidence Index | Apr | | -- | 86.4 | -- |
| | 06:01 | GB | GfK Consumer Confidence | Apr | | -- | -21 | -- |
| | 06:30 | JP | Tokyo CPI YoY | Apr | | 2.5% | 2.6% | -- |
| | 06:30 | JP | Tokyo CPI Ex-Fresh Food YoY | Apr | | 2.2% | 2.4% | -- |
| | 06:30 | JP | Tokyo CPI Ex-Fresh Food, Energy YoY | Apr | | 2.7% | 2.9% | -- |
| | 08:30 | AU | PPI YoY | 1Q | | -- | 4.1% | -- |
| | 08:30 | AU | PPI QoQ | 1Q | | -- | 0.9% | -- |
| | 08:30 | AU | Import Price Index QoQ | 1Q | | 0.1% | 1.1% | -- |
| | 08:30 | AU | Export Price Index QoQ | 1Q | | -0.6% | 5.6% | -- |
| | 15:00 | EZ | ECB 1 Year CPI Expectations | Mar | | -- | 3.1% | -- |
| | 15:00 | EZ | ECB 3 Year CPI Expectations | Mar | | -- | 2.5% | -- |
| | 16:00 | EZ | ECB's Centeno Participates in Panel in Frankfurt | | | | | |
| | 19:30 | US | Personal Income | Mar | | 0.5% | 0.3% | -- |
| | 19:30 | US | Personal Spending | Mar | | 0.6% | 0.8% | -- |
| | 19:30 | US | Real Personal Spending | Mar | | -- | 0.4% | -- |
| | 19:30 | US | PCE Deflator MoM | Mar | | 0.3% | 0.3% | -- |
| | 19:30 | US | PCE Deflator YoY | Mar | | 2.6% | 2.5% | -- |
| | 19:30 | US | PCE Core Deflator MoM | Mar | | 0.3% | 0.3% | -- |
| | 19:30 | US | PCE Core Deflator YoY | Mar | | 2.7% | 2.8% | -- |
| | 21:00 | US | U. of Mich. Sentiment | Apr F | | 77.9 | 77.9 | -- |
| | 21:00 | US | U. of Mich. Current Conditions | Apr F | | -- | 79.3 | -- |
| | 21:00 | US | U. of Mich. Expectations | Apr F | | -- | 77 | -- |
| | 21:00 | US | U. of Mich. 1 Yr Inflation | Apr F | | -- | 3.1% | -- |
| | 21:00 | US | U. of Mich. 5-10 Yr Inflation | Apr F | | -- | 3.0% | -- |
| Sat/27-Apr-24 | 00:00 | US | Baker Hughes U.S. Rig Count | 26-Apr | | -- | -- | -- |

OIL WTI – CL-JUN/USD (Exp. 17 May 2024)



| | | |
|------------|-------|----------------|
| RESISTANCE | 89.21 | |
| | 87.40 | |
| | 84.76 | |
| SUPPORT | 80.31 | |
| | 78.50 | |
| | 75.86 | |
| SUGGESTION | BUY | --- |
| | SELL | 82.60 |
| | S/L | 84.75 |
| | T/P: | 80.30 78.50 |

| DATE | OPEN | HIGH | LOW | RANGE | CLOSE | CHANGE | PREVIOUS |
|--------|-------|-------|-------|-------|-------|--------|----------|
| Apr 19 | 82.02 | 85.60 | 81.15 | 4.45 | 82.11 | ↑ 0.23 | 81.88 |

| WEEKLY | | APRIL | | 2024 | |
|----------------|----------------|----------------|----------------|----------------|----------------|
| HIGH | LOW | HIGH | LOW | HIGH | LOW |
| 86.17 (16/Apr) | 81.06 (18/Apr) | 87.63 (12/Apr) | 81.06 (18/Apr) | 87.63 (12/Apr) | 69.30 (03/Jan) |

GOLD (XAU/USD)



| | | |
|------------|---------|--------------------|
| RESISTANCE | 2457.74 | |
| | 2437.70 | |
| | 2412.83 | |
| SUPPORT | 2367.92 | |
| | 2347.88 | |
| | 2323.01 | |
| SUGGESTION | BUY | 2384.00 |
| | SELL | --- |
| | S/L | 2367.00 |
| | T/P: | 2412.00 2429.00 |

| DATE | OPEN | HIGH | LOW | RANGE | CLOSE | CHANGE | PREVIOUS |
|--------|---------|---------|---------|-------|---------|--------|----------|
| Apr 19 | 2378.51 | 2417.66 | 2372.75 | 44.91 | 2387.96 | ↑ 9.14 | 2378.82 |

| WEEKLY | | APRIL | | 2024 | |
|------------------|------------------|------------------|------------------|------------------|------------------|
| HIGH | LOW | HIGH | LOW | HIGH | LOW |
| 2417.66 (19/Apr) | 2324.02 (15/Apr) | 2431.35 (12/Apr) | 2228.35 (01/Apr) | 2431.35 (12/Apr) | 1989.97 (13/Feb) |

SILVER – XAG/USD



| | | |
|------------|--------|----------------|
| RESISTANCE | 29.912 | |
| | 29.417 | |
| | 29.034 | |
| SUPPORT | 28.156 | |
| | 27.661 | |
| | 27.278 | |
| SUGGESTION | BUY | 28.60 |
| | SELL | --- |
| | S/L | 28.15 |
| | T/P: | 29.05 29.40 |

| DATE | OPEN | HIGH | LOW | RANGE | CLOSE | CHANGE | PREVIOUS |
|--------|--------|--------|--------|-------|--------|---------|----------|
| Apr 19 | 28.193 | 28.921 | 28.043 | 0.878 | 28.652 | ↑ 0.435 | 28.217 |

| WEEKLY | | APRIL | | 2024 | |
|-----------------|-----------------|-----------------|-----------------|-----------------|-----------------|
| HIGH | LOW | HIGH | LOW | HIGH | LOW |
| 28.996 (16/Apr) | 27.929 (16/Apr) | 29.773 (12/Apr) | 24.719 (01/Apr) | 29.773 (12/Apr) | 21.903 (22/Jan) |

EUR/USD

Interest Rate: 4.50% (EU) / 5.25% - 5.50% (US)



| | | |
|------------|---------|------------------|
| RESISTANCE | 1.07510 | |
| | 1.07138 | |
| | 1.06839 | |
| SUPPORT | 1.06168 | |
| | 1.05796 | |
| | 1.05497 | |
| SUGGESTION | BUY | --- |
| | SELL | 1.0660 |
| | S/L | 1.0685 |
| | T/P: | 1.0615 1.0590 |

| DATE | OPEN | HIGH | LOW | RANGE | CLOSE | CHANGE | PREVIOUS |
|--------|---------|---------|---------|-------|---------|--------|----------|
| Apr 19 | 1.06427 | 1.06767 | 1.06096 | 67,1 | 1.06540 | ↑ 11,2 | 1.06428 |

| WEEKLY | | APRIL | | 2024 | |
|------------------|------------------|------------------|------------------|------------------|------------------|
| HIGH | LOW | HIGH | LOW | LOW | HIGH |
| 1.06891 (18/Apr) | 1.06003 (16/Apr) | 1.08842 (09/Apr) | 1.06003 (16/Apr) | 1.10438 (02/Jan) | 1.06003 (16/Apr) |

All price & chart based on Valbury MT4 Platform

USDJPY

Interest Rate: 5.25% - 5.50% (US) / 0.00% (JP)



| | | |
|------------|---------|------------------|
| RESISTANCE | 156.064 | |
| | 155.364 | |
| | 154.978 | |
| SUPPORT | 153.892 | |
| | 153.192 | |
| | 152.806 | |
| SUGGESTION | BUY | 154.40 |
| | SELL | --- |
| | S/L | 153.90 |
| | T/P: | 154.95 155.35 |

| DATE | OPEN | HIGH | LOW | RANGE | CLOSE | CHANGE | PREVIOUS |
|--------|---------|---------|---------|-------|---------|--------|----------|
| Apr 19 | 154.594 | 154.665 | 153.579 | 108,6 | 154.591 | ↓ 1 | 154.592 |

| WEEKLY | | APRIL | | 2024 | |
|------------------|------------------|------------------|------------------|------------------|------------------|
| HIGH | LOW | HIGH | LOW | HIGH | LOW |
| 154.777 (16/Apr) | 153.217 (15/Apr) | 154.777 (16/Apr) | 150.802 (05/Apr) | 154.777 (16/Apr) | 140.806 (02/Jan) |

GBP/USD

Interest Rate: 5.25% (GB) / 5.25% - 5.50% (US)



| | | |
|------------|---------|------------------|
| RESISTANCE | 1.25387 | |
| | 1.25030 | |
| | 1.24372 | |
| SUPPORT | 1.23357 | |
| | 1.23000 | |
| | 1.22342 | |
| SUGGESTION | BUY | --- |
| | SELL | 1.2385 |
| | S/L | 1.2435 |
| | T/P: | 1.2335 1.2300 |

| DATE | OPEN | HIGH | LOW | RANGE | CLOSE | CHANGE | PREVIOUS |
|--------|---------|---------|---------|-------|---------|--------|----------|
| Apr 19 | 1.24355 | 1.24673 | 1.23658 | 101,5 | 1.23714 | ↓ 64,0 | 1.24354 |

| WEEKLY | | APRIL | | 2024 | |
|------------------|------------------|------------------|------------------|------------------|------------------|
| HIGH | LOW | HIGH | LOW | HIGH | LOW |
| 1.24976 (15/Apr) | 1.23658 (19/Apr) | 1.27083 (09/Apr) | 1.23658 (19/Apr) | 1.28926 (08/Mar) | 1.23658 (19/Apr) |

All price & chart based on Valbury MT4 Platform

USD/CHF

Interest Rate: 5.25% - 5.50% (US) / 1.50% (CH)



| | | |
|------------|---------|------------------|
| RESISTANCE | 0.92694 | |
| | 0.91997 | |
| | 0.91494 | |
| SUPPORT | 0.90294 | |
| | 0.89597 | |
| | 0.89094 | |
| SUGGESTION | BUY | 0.9090 |
| | SELL | --- |
| | S/L | 0.9030 |
| | T/P: | 0.9150 0.9200 |

| DATE | OPEN | HIGH | LOW | RANGE | CLOSE | CHANGE | PREVIOUS |
|--------|---------|---------|---------|-------|---------|--------|----------|
| Apr 19 | 0.91225 | 0.91300 | 0.90100 | 120,0 | 0.90992 | ↓ 23,3 | 0.91225 |

| WEEKLY | | APRIL | | 2024 | |
|------------------|------------------|------------------|------------------|------------------|------------------|
| HIGH | LOW | HIGH | LOW | HIGH | LOW |
| 0.91509 (15/Apr) | 0.90100 (19/Apr) | 0.91509 (15/Apr) | 0.89968 (05/Apr) | 0.91509 (15/Apr) | 0.84012 (02/Jan) |

AUD/USD

Interest Rate: 4.35% (AU) / 5.25% - 5.50% (US)



| | | |
|------------|---------|------------------|
| RESISTANCE | 0.65167 | |
| | 0.64743 | |
| | 0.64460 | |
| SUPPORT | 0.63753 | |
| | 0.63329 | |
| | 0.63046 | |
| SUGGESTION | BUY | --- |
| | SELL | 0.6425 |
| | S/L | 0.6445 |
| | T/P: | 0.6375 0.6355 |

| DATE | OPEN | HIGH | LOW | RANGE | CLOSE | CHANGE | PREVIOUS |
|--------|---------|---------|---------|-------|---------|--------|----------|
| Apr 19 | 0.64205 | 0.64319 | 0.63612 | 70,7 | 0.64177 | ↓ 2,9 | 0.64206 |

| WEEKLY | | APRIL | | 2024 | |
|------------------|------------------|------------------|------------------|------------------|------------------|
| HIGH | LOW | HIGH | LOW | HIGH | LOW |
| 0.64924 (15/Apr) | 0.63612 (19/Apr) | 0.66442 (09/Apr) | 0.63612 (19/Apr) | 0.68381 (02/Jan) | 0.63612 (19/Apr) |

All price & chart based on Valbury MT4 Platform

NZD/USD

Interest Rate: 5.50% (NZ) / 5.25% - 5.50% (US)



| | | |
|------------|---------|------------------|
| RESISTANCE | 0.59645 | |
| | 0.59350 | |
| | 0.59103 | |
| SUPPORT | 0.58561 | |
| | 0.58266 | |
| | 0.58019 | |
| SUGGESTION | BUY | --- |
| | SELL | 0.5890 |
| | S/L | 0.5910 |
| | T/P: | 0.5855 0.5835 |

| DATE | OPEN | HIGH | LOW | RANGE | CLOSE | CHANGE | PREVIOUS |
|--------|---------|---------|---------|-------|---------|--------|----------|
| Apr 19 | 0.59008 | 0.59054 | 0.58512 | 54,2 | 0.58857 | ↓ 15,0 | 0.59007 |

| WEEKLY | | APRIL | | 2024 | |
|------------------|------------------|------------------|------------------|------------------|------------------|
| HIGH | LOW | HIGH | LOW | HIGH | LOW |
| 0.59526 (15/Apr) | 0.58512 (19/Apr) | 0.60819 (10/Apr) | 0.58512 (19/Apr) | 0.63216 (02/Jan) | 0.58512 (19/Apr) |

USD/CAD

Interest Rate: 5.25% - 5.50% (US) / 5.00% (CA)



| | | |
|------------|---------|------------------|
| RESISTANCE | 1.38751 | |
| | 1.38392 | |
| | 1.37939 | |
| SUPPORT | 1.37127 | |
| | 1.36768 | |
| | 1.36315 | |
| SUGGESTION | BUY | 1.3740 |
| | SELL | --- |
| | S/L | 1.3710 |
| | T/P: | 1.3790 1.3820 |

| DATE | OPEN | HIGH | LOW | RANGE | CLOSE | CHANGE | PREVIOUS |
|--------|---------|---------|---------|-------|---------|--------|----------|
| Apr 19 | 1.37658 | 1.38033 | 1.37221 | 81,2 | 1.37486 | ↓ 17,5 | 1.37661 |

| WEEKLY | | APRIL | | 2024 | |
|------------------|------------------|------------------|------------------|------------------|------------------|
| HIGH | LOW | HIGH | LOW | HIGH | LOW |
| 1.38450 (16/Apr) | 1.37221 (19/Apr) | 1.38450 (16/Apr) | 1.34769 (04/Apr) | 1.38450 (16/Apr) | 1.32277 (02/Jan) |

All price & chart based on Valbury MT4 Platform

EURJPY

Interest Rate: 4.50% (EU) / 0.00% (JP)

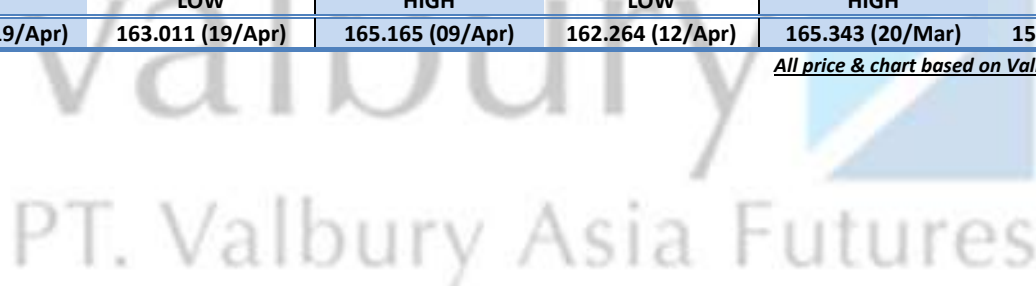


| | | |
|------------|---------|------------------|
| RESISTANCE | 167.490 | |
| | 166.253 | |
| | 165.484 | |
| SUPPORT | 163.478 | |
| | 162.241 | |
| | 161.472 | |
| SUGGESTION | BUY | 164.45 |
| | SELL | --- |
| | S/L | 163.45 |
| | T/P: | 165.50 166.25 |

| DATE | OPEN | HIGH | LOW | RANGE | CLOSE | CHANGE | PREVIOUS |
|--------|---------|---------|---------|-------|---------|--------|----------|
| Apr 19 | 164.538 | 165.017 | 163.011 | 200,6 | 164.714 | ↑ 17,7 | 164.537 |

| WEEKLY | | APRIL | | 2024 | |
|------------------|------------------|------------------|------------------|------------------|------------------|
| HIGH | LOW | HIGH | LOW | HIGH | LOW |
| 165.017 (19/Apr) | 163.011 (19/Apr) | 165.165 (09/Apr) | 162.264 (12/Apr) | 165.343 (20/Mar) | 155.060 (02/Jan) |

All price & chart based on Valbury MT4 Platform



Disclaimer

All contents of this report have been prepared by the Research Dept. of Valbury Asia Futures and are provided solely for informational purpose. We have taken reasonable measures to ensure the accuracy of the report, however, do not guarantee its accuracy and will not accept liability for any consequential loss or damage which may arise directly or indirectly from any use of the report.

Published by RESEARCH DEPARTMENT – PT VALBURY ASIA FUTURES
Menara Karya 9th Floor, Jl. HR Rasuna Said Blok X-5 Kav. 1-2 Jakarta 12950 Indonesia
Phone : +6221-25533777, Email: research@valbury.com