








## Daily Outlook

GLOBAL MARKETS & ECONOMIES | WEEKLY ECONOMIC INDICATORS | CURRENCIES | PRECIOUS METAL | OIL |

Counter	News	Trend	Support	Resistance
 <b>EURUSD</b>	<b>EURUSD</b> – Harga turun setelah USD ditutup menguat mendekati level tertinggi dalam dua dekade pada hari Selasa, karena investor bersiap untuk kenaikan suku bunga agresif lainnya dari Federal Reserve, fokus utama dalam seminggu yang dikemas dengan pertemuan bank sentral, Mata uang tunggal Eropa gagal mendapatkan dorongan bahkan setelah Presiden Bank Sentral Eropa Christine Lagarde mengatakan bank mungkin perlu menaikkan suku ke tingkat yang membatasi pertumbuhan ekonomi untuk mendinginkan permintaan dan memerangi inflasi yang sangat tinggi. <i>Resistance di 1.0027, support di 0.9932</i>	↓	0.9932	1.0027
 <b>USDJPY</b>	<b>USDJPY</b> – Yen Jepang ditutup melemah menjelang pertemuan Bank of Japan minggu ini tetapi secara umum diperkirakan akan mempertahankan pengaturan stimulus ultra-mudah tidak berubah - termasuk menyematkan imbal hasil 10-tahun mendekati nol - untuk mendukung pemulihan ekonomi yang rapuh. <i>Resistance 144.11, support 143.12</i>	↑	143.12	144.11
 <b>USDCHF</b>	<b>USDCHF</b> – Harga naik setelah USD ditutup menguat mendekati level tertinggi dalam dua dekade pada hari Selasa, karena investor bersiap untuk kenaikan suku bunga agresif lainnya dari Federal Reserve, fokus utama dalam seminggu yang dikemas dengan pertemuan bank sentral. <i>Resistance utama 0.9671, support 0.9612</i>	↑	0.9612	0.9671
 <b>GBPUSD</b>	<b>GBPUSD</b> – Harga turun setelah USD ditutup menguat mendekati level tertinggi dalam dua dekade pada hari Selasa, karena investor bersiap untuk kenaikan suku bunga agresif lainnya dari Federal Reserve, fokus utama dalam seminggu yang dikemas dengan pertemuan bank sentral dimana Bank of England akan memutuskan kebijakan suku bunga pada hari Kamis, dan investor terpecah atas apakah kenaikan 50 atau 75 bps akan segera dilakukan. <i>Resistance utama 1.1439, support 1.1336</i>	↓	1.1336	1.1439
 <b>AUDUSD</b>	<b>AUDUSD</b> – Harga turun setelah USD ditutup menguat mendekati level tertinggi dalam dua dekade pada hari Selasa, karena investor bersiap untuk kenaikan suku bunga agresif lainnya dari Federal Reserve, fokus utama dalam seminggu yang dikemas dengan pertemuan bank sentral. <i>Resistance 0.6731, support 0.6660</i>	↓	0.6660	0.6731
 <b>XAUUSD</b>	<b>XAUUSD</b> – Harga emas ditutup di level pertengahan \$ 1.600, jatuh untuk hari kelima dalam enam hari dan menjelang keputusan suku bunga Rabu oleh Federal Reserve yang kemungkinan akan memberikan kenaikan suku bunga substansial ketiga berturut-turut untuk Amerika Serikat. <i>Resistance 1675.97, support 1656.49</i>	↓	1656.49	1675.97
 <b>CLc1 (WTI)</b>	<b>Oil</b> – Harga minyak ditutup melemah pada hari Selasa, mengikuti pelemahan aset berisiko lainnya yang lebih rendah, karena menguatnya USD dan investor mengantisipasi lebih banyak kenaikan suku bunga bank sentral yang dirancang untuk meredam inflasi. <i>Resistance 85.94, support 82.84</i>	↓	82.84	85.94

### ECONOMIC INDICATORS

DATE	WIB	CTY	INDICATORS	PER	ACTUAL	FORECAST	PREV.	REV.
<b>Mon/19-Sep-22</b>	05:10	AU	RBA's Kearns-Speech					
	05:30	NZ	Performance Services Index	Aug	58.6	--	51.2	52.7
		All	JP <b>Bank Holiday (Respect for the Aged Day)</b>					
		All	GB <b>Bank Holiday</b>					
	06:01	GB	Rightmove House Prices MoM	Sep		--	-1.3%	--
	06:01	GB	Rightmove House Prices YoY	Sep		--	8.2%	--
	15:30	HK	Unemployment Rate SA	Aug	4.1%	4.1%	4.3%	--
	16:00	EZ	ECB's Guindos Speaks					
	16:00	EZ	ECB's Holzmann Speaks at Event on Euro					
	16:00	EZ	Construction Output MoM	Jul	0.27%	--	-1.3%	-1.16%
	16:00	EZ	Construction Output YoY	Jul	1.5%	--	0.1%	1.3%
	19:30	CA	Industrial Product Price MoM	Aug	-1.2%	0.2%	-2.1%	-2.5%
	19:45	EZ	ECB's Villeroy speaks					
	21:00	US	NAHB Housing Market Index	Sep	46	47	49	--
<b>Tue/20-Sep-22</b>	06:30	JP	Natl CPI YoY	Aug	3%	2.9%	2.6%	--
	06:30	JP	Natl CPI Ex Fresh Food YoY	Aug	2.8%	2.7%	2.4%	--
	06:30	JP	Natl CPI Ex Fresh Food, Energy YoY	Aug	1.6%	1.5%	1.2%	--
	08:30	AU	RBA Minutes of Sept. Policy Meeting					
	13:00	DE	PPI MoM	Aug	7.9%	1.6%	5.3%	--
	13:00	DE	PPI YoY	Aug	45.8%	37.1%	37.2%	--
	13:00	CH	Exports Real MoM	Aug		--	-2.9%	--
	13:00	CH	Imports Real MoM	Aug		--	-3.4%	--
	15:00	EZ	ECB's Muller Speaks					
	15:00	EZ	ECB Current Account SA	Jul	-10.1b	--	3.24b	--
	19:30	CA	CPI NSA MoM	Aug	-0.3%	-0.1%	0.1%	--
	19:30	CA	CPI YoY	Aug	7%	7.3%	7.6%	--
	19:30	CA	Consumer Price Index	Aug		--	153.1	--
	19:30	CA	CPI Core- Common YoY%	Aug	5.8%	--	6.1%	--
	19:30	CA	CPI Core- Median YoY%	Aug	4.8%	--	4.9%	--
	19:30	CA	CPI Core- Trim YoY%	Aug	5.2%	--	5.4%	--
	19:30	US	Building Permits	Aug	1517k	1610k	1674k	1685k
	19:30	US	Building Permits MoM	Aug	-10%	-3.8%	-1.3%	-0.6%
	19:30	US	Housing Starts	Aug	1575k	1445k	1446k	1404k
19:30	US	Housing Starts MoM	Aug	12.2%	1%	-9.6%	-10.9%	
<b>Wed/21-Sep-22</b>	07:30	AU	Westpac Leading Index MoM	Aug		--	-0.15%	--
	09:00	AU	RBA's Bullock-Speech					
	14:00	EZ	ECB's Guindos Speaks					
	21:00	US	Existing Home Sales	Aug		4.70m	4.81m	--
	21:00	US	Existing Home Sales MoM	Aug		-2.3%	-5.9%	--
	21:30	US	DOE U.S. Crude Oil Inventories	16-Sep		--	2442k	--
	21:30	US	DOE Cushing OK Crude Inventory	16-Sep		--	-135k	--
	21:30	US	DOE U.S. Gasoline Inventories	16-Sep		--	-1768k	--
	21:30	US	DOE U.S. Distillate Inventory	16-Sep		--	4219k	--
	21:30	US	DOE U.S. Refinery Utilization	16-Sep		--	0.6%	--
	<b>Thu/22-Sep-22</b>	N/A	JP	BOJ Policy Balance Rate	22-Sep		--	-0.1%
N/A		JP	BOJ 10-Yr Yield Target	22-Sep		--	0.0%	--
01:00		US	FOMC Rate Decision (Lower Bound)	21-Sep		3%	2.25%	--
01:00		US	FOMC Rate Decision (Upper Bound)	21-Sep		3.25%	2.5%	--
01:00		US	Interest on Reserve Balances Rate	22-Sep		--	2.4%	--
01:30		US	Fed Chair Holds Press Conference Following FOMC Meeting					
04:00		NZ	Westpac Consumer Confidence	3Q		--	78.7	--
05:45		NZ	Trade Balance NZD	Aug		--	-1092m	--
05:45		NZ	Trade Balance 12 Mth YTD NZD	Aug		--	-11640m	--
05:45		NZ	Exports NZD	Aug		--	6.68b	--
05:45		NZ	Imports NZD	Aug		--	7.77b	--
14:30		CH	SNB Policy Rate	22-Sep		0.50%	-0.25%	--
14:30		CH	SNB Sight Deposit Interest Rate	22-Sep		--	-0.25%	--
15:00		EZ	ECB Publishes Economic Bulletin					
15:30		HK	BoP Current Account Balance	2Q		--	\$78.51b	--
15:30		HK	CPI Composite YoY	Aug		2%	1.9%	--
15:30		HK	BoP Overall	2Q		--	-\$52.49b	--
18:00		GB	Bank of England Bank Rate	22-Sep		2.25%	1.75%	--
19:30		US	Current Account Balance	2Q		-\$258.4b	-\$291.4b	--

	19:30	US	Initial Jobless Claims	17-Sep		--	213k	--
	19:30	US	Continuing Claims	10-Sep		--	1403k	--
	21:00	EZ	Consumer Confidence	Sep P		-24.6	-24.9	--
	21:00	US	Leading Index	Aug		0.0%	-0.4%	--
<b>Fri/23-Sep-22</b>	06:00	AU	S&P Global Australia PMI Composite	Sep P		--	50.2	--
	06:00	AU	S&P Global Australia PMI Services	Sep P		--	50.2	--
	06:00	AU	S&P Global Australia PMI Mfg	Sep P		--	53.8	--
	06:01	GB	GfK Consumer Confidence	Sep		--	-44	--
	All	JP	<b>Bank Holiday (Autumnal Equinox Day)</b>					
	14:30	DE	S&P Global/BME Germany Manufacturing PMI	Sep P		--	49.1	--
	14:30	DE	S&P Global Germany Services PMI	Sep P		--	47.7	--
	14:30	DE	S&P Global Germany Composite PMI	Sep P		46.4	46.9	--
	15:00	EZ	ECB's Kazaks Speaks					
	15:00	EZ	S&P Global Eurozone Manufacturing PMI	Sep P		49.1	49.6	--
	15:00	EZ	S&P Global Eurozone Services PMI	Sep P		49.2	49.8	--
	15:00	EZ	S&P Global Eurozone Composite PMI	Sep P		48.2	48.9	--
	15:30	GB	S&P Global/CIPS UK Manufacturing PMI	Sep P		--	47.3	--
	15:30	GB	S&P Global/CIPS UK Services PMI	Sep P		--	50.9	--
	15:30	GB	S&P Global/CIPS UK Composite PMI	Sep P		--	49.6	--
	19:30	CA	Retail Sales MoM	Jul		-2%	1.1%	--
	19:30	CA	Retail Sales Ex Auto MoM	Jul		-1.1%	0.8%	--
	20:45	US	S&P Global US Manufacturing PMI	Sep P		51.3	51.5	--
	20:45	US	S&P Global US Services PMI	Sep P		45	43.7	--
	20:45	US	S&P Global US Composite PMI	Sep P		--	44.6	--
<b>Sat/24-Sep-22</b>	00:00	US	Baker Hughes U.S. Rig Count	23-Sep		--	--	--
	01:00	US	Powell Gives Opening Remarks at Fed Listens Event					

### EUR/USD

Interest Rate: 0.50% (EU)/2.25%-2.50% (US)



RESISTANCE	1.01228	
	1.00863	
	1.00274	
SUPPORT	0.99320	
	0.98955	
	0.98366	
SUGGESTION	BUY	---
	SELL	0.9985
	S/L	1.0030
	T/P:	0.9915 0.9885

DATE	OPEN	HIGH	LOW	RANGE	CLOSE	CHANGE	PREVIOUS
Sep 20	1.00257	1.00497	0.99543	95,4	0.99686	↓ 57,3	1.00259

WEEKLY		SEPTEMBER		2022	
HIGH	LOW	HIGH	LOW	HIGH	LOW
1.00497 (20/Sep)	0.99543 (20/Sep)	1.01969 (12/Sep)	0.98631 (06/Sep)	1.14941 (10/Feb)	0.98631 (06/Sep)

All price & chart based on Valbury MT4 Platform

### USDJPY

Interest Rate: 2.25%-2.50% (US)/-0.10% (JP)



RESISTANCE	145.107	
	144.511	
	144.116	
SUPPORT	143.125	
	142.529	
	142.134	
SUGGESTION	BUY	143.50
	SELL	---
	S/L	143.05
	T/P:	144.20 144.50

DATE	OPEN	HIGH	LOW	RANGE	CLOSE	CHANGE	PREVIOUS
Sep 20	143.227	143.916	142.925	99,1	143.720	↑ 48,3	143.237

WEEKLY		SEPTEMBER		2022	
HIGH	LOW	HIGH	LOW	HIGH	LOW
143.916 (20/Sep)	142.636 (19/Sep)	144.980 (07/Sep)	139.016 (01/Sep)	144.980 (07/Sep)	113.463 (24/Jan)

### GBP/USD

Interest Rate: 1.25% (GB)/ 2.25%-2.50% (US)



RESISTANCE	1.15431	
	1.15016	
	1.14396	
SUPPORT	1.13361	
	1.12946	
	1.12326	
SUGGESTION	BUY	---
	SELL	1.1395
	S/L	1.1445
	T/P:	1.1315 1.1275

DATE	OPEN	HIGH	LOW	RANGE	CLOSE	CHANGE	PREVIOUS
Sep 20	1.14308	1.14600	1.13565	103,5	1.13777	↓ 53,2	1.14309

WEEKLY		SEPTEMBER		2022	
HIGH	LOW	HIGH	LOW	HIGH	LOW
1.14600 (20/Sep)	1.13544 (19/Sep)	1.17371 (13/Sep)	1.13497 (16/Sep)	1.37477 (13/Jan)	1.13497 (16/Sep)

All price & chart based on Valbury MT4 Platform

### USD/CHF

Interest Rate: 2.25%-2.50% (US)/ -0.25% (CH)



RESISTANCE	0.97304	
	0.97059	
	0.96715	
SUPPORT	0.96126	
	0.95881	
	0.95537	
SUGGESTION	BUY	0.9640
	SELL	---
	S/L	0.9610
	T/P:	0.9690 0.9705

DATE	OPEN	HIGH	LOW	RANGE	CLOSE	CHANGE	PREVIOUS
Sep 20	0.96407	0.96813	0.96224	58,9	0.96372	↓ 1,5	0.96387

WEEKLY		SEPTEMBER		2022	
HIGH	LOW	HIGH	LOW	HIGH	LOW
0.96944 (19/Sep)	0.96224 (20/Sep)	0.98686 (07/Sep)	0.94786 (13/Sep)	1.00634 (16/May)	0.90908 (13/Jan)



### AUD/USD

Interest Rate: 2.35% (AU)/ 2.25%-2.50% (US)



RESISTANCE	0.68020	
	0.67742	
	0.67310	
SUPPORT	0.66600	
	0.66322	
	0.65890	
SUGGESTION	BUY	---
	SELL	0.6700
	S/L	0.6735
	T/P:	0.6645 0.6625

DATE	OPEN	HIGH	LOW	RANGE	CLOSE	CHANGE	PREVIOUS
Sep 20	0.67274	0.67465	0.66755	71,0	0.66877	↓ 39,3	0.67270

WEEKLY		SEPTEMBER		2022	
HIGH	LOW	HIGH	LOW	HIGH	LOW
0.67465 (20/Sep)	0.66714 (19/Sep)	0.69152 (13/Sep)	0.66690 (16/Sep)	0.76603 (05/Apr)	0.66690 (16/Sep)

All price & chart based on Valbury MT4 Platform

### NZD/USD

Interest Rate: 3.00% (NZ)/ 2.25%-2.50% (US)



RESISTANCE	0.60408	
	0.60077	
	0.59504	
SUPPORT	0.58600	
	0.58269	
	0.57696	
SUGGESTION	BUY	---
	SELL	0.5915
	S/L	0.5960
	T/P:	0.5845 0.5815

DATE	OPEN	HIGH	LOW	RANGE	CLOSE	CHANGE	PREVIOUS
Sep 20	0.59583	0.59746	0.58842	90,4	0.58931	↓ 65,2	0.59583

WEEKLY		SEPTEMBER		2022	
HIGH	LOW	HIGH	LOW	HIGH	LOW
0.60012 (19/Sep)	0.58842 (20/Sep)	0.61603 (13/Sep)	0.58842 (20/Sep)	0.70331 (05/Apr)	0.58842 (20/Sep)

### USD/CAD

Interest Rate: 2.25%-2.50% (US)/ 3.25% (CA)



RESISTANCE	1.35643	
	1.34691	
	1.34166	
SUPPORT	1.32689	
	1.31737	
	1.31212	
SUGGESTION	BUY	1.3335
	SELL	---
	S/L	1.3275
	T/P:	1.3440 1.3485

DATE	OPEN	HIGH	LOW	RANGE	CLOSE	CHANGE	PREVIOUS
Sep 20	1.32501	1.33739	1.32262	147,7	1.33641	↑ 116,0	1.32481

WEEKLY		SEPTEMBER		2022	
HIGH	LOW	HIGH	LOW	HIGH	LOW
1.33739 (20/Sep)	1.32262 (20/Sep)	1.33739 (20/Sep)	1.29526 (13/Sep)	1.33739 (20/Sep)	1.24016 (05/Apr)

All price & chart based on Valbury MT4 Platform

### EURJPY

Interest Rate: 0.50% (EU)/-0.10% (JP)



RESISTANCE	144.909	
	144.470	
	143.889	
SUPPORT	142.869	
	142.430	
	141.849	
SUGGESTION	BUY	143.10
	SELL	---
	S/L	142.60
	T/P:	143.90 144.30

DATE	OPEN	HIGH	LOW	RANGE	CLOSE	CHANGE	PREVIOUS
Sep 20	143.610	144.030	143.010	102,0	143.309	↓ 30,3	143.612

WEEKLY		SEPTEMBER		2022	
HIGH	LOW	HIGH	LOW	HIGH	LOW
144.030 (20/Sep)	142.791 (19/Sep)	145.629 (12/Sep)	138.682 (05/Sep)	145.629 (12/Sep)	124.384 (07/Mar)

### GOLD (XAU/USD)



RESISTANCE	1695.45	
	1687.38	
	1675.97	
SUPPORT	1656.49	
	1648.42	
	1637.01	
SUGGESTION	BUY	---
	SELL	1669.00
	S/L	1677.00
	T/P:	1656.00 1649.00

DATE	OPEN	HIGH	LOW	RANGE	CLOSE	CHANGE	PREVIOUS
Sep 20	1675.50	1679.31	1659.83	19.48	1664.56	↓ 11.04	1675.60

WEEKLY		SEPTEMBER		2022	
HIGH	LOW	HIGH	LOW	HIGH	LOW
1679.81 (19/Sep)	1659.53 (19/Sep)	1734.97 (12/Sep)	1653.96 (16/Sep)	2070.27 (08/Mar)	1653.96 (16/Sep)

All price & chart based on Valbury MT4 Platform

### SILVER – XAG/USD



RESISTANCE	20.042	
	19.798	
	19.525	
SUPPORT	19.008	
	18.764	
	18.491	
SUGGESTION	BUY	---
	SELL	19.35
	S/L	19.55
	T/P:	18.90 18.70

DATE	OPEN	HIGH	LOW	RANGE	CLOSE	CHANGE	PREVIOUS
Sep 20	19.540	19.555	19.038	0.517	19.251	↓ 0.287	19.538

WEEKLY		SEPTEMBER		2022	
HIGH	LOW	HIGH	LOW	HIGH	LOW
19.631 (19/Sep)	19.038 (20/Sep)	19.989 (12/Sep)	17.536 (01/Sep)	26.927 (08/Mar)	17.536 (01/Sep)



## OIL WTI – CL-NOV/USD

(Exp. 18 Oktober 2022)



DATE	OPEN	HIGH	LOW	RANGE	CLOSE	CHANGE	PREVIOUS
Sep 20	85.13	86.13	83.03	3.10	84.29	↓ 0.75	85.04

WEEKLY		SEPTEMBER		2022	
HIGH	LOW	HIGH	LOW	HIGH	LOW
86.13 (20/Sep)	81.77 (19/Sep)	90.39 (05/Sep)	81.21 (08/Sep)	130.57 (07/Mar)	74.27 (03/Jan)

*All price & chart based on Valbury MT4 Platform*

PT. Valbury Asia Futures

## Disclaimer

All contents of this report have been prepared by the Research Dept. of Valbury Asia Futures and are provided solely for informational purpose. We have taken reasonable measures to ensure the accuracy of the report, however, do not guarantee its accuracy and will not accept liability for any consequential loss or damage which may arise directly or indirectly from any use of the report.

Published by RESEARCH DEPARTMENT – PT VALBURY ASIA FUTURES  
Menara Karya 9th Floor, Jl. HR Rasuna Said Blok X-5 Kav. 1-2 Jakarta 12950 Indonesia  
Phone : +6221-25533777, Email: [research@valbury.com](mailto:research@valbury.com)