








## Daily Outlook

GLOBAL MARKETS & ECONOMIES | WEEKLY ECONOMIC INDICATORS | CURRENCIES | PRECIOUS METAL | O I L |

Counter	News	Trend	Support	Resistance
 <b>EURUSD</b>	<b>EURUSD</b> – Harga turun setelah USD ditutup sedikit menguat pada hari Jumat dan tetap berada di jalur untuk kenaikan mingguan terbesarnya dalam lebih dari sebulan karena investor mengamati kenaikan imbal hasil obligasi dan terus bertaruh pada jalur kenaikan suku bunga Federal Reserve AS. <i>Resistance di 1.0371, support di 1.0295</i>	↓	1.0295	1.0371
 <b>USDJPY</b>	<b>USDJPY</b> – Harga yen melemah terhadap USD yang sedikit naik dan tetap berada di jalur untuk kenaikan mingguan terbesarnya dalam lebih dari sebulan karena investor mengamati kenaikan imbal hasil Treasury AS dan terus bertaruh pada jalur kenaikan suku bunga oleh Federal Reserve AS. <i>Resistance 140.69, support 139.82</i>	↑	139.82	140.69
 <b>USDCHF</b>	<b>USDCHF</b> – Harga naik setelah USD ditutup sedikit menguat pada hari Jumat dan tetap berada di jalur untuk kenaikan mingguan terbesarnya dalam lebih dari sebulan karena investor mengamati kenaikan imbal hasil obligasi dan terus bertaruh pada jalur kenaikan suku bunga Federal Reserve AS. <i>Resistance utama 0.9557, support 0.9507</i>	↑	0.9507	0.9557
 <b>GBPUSD</b>	<b>GBPUSD</b> – Harga turun setelah USD ditutup sedikit menguat pada hari Jumat dan tetap berada di jalur untuk kenaikan mingguan terbesarnya dalam lebih dari sebulan karena investor mengamati kenaikan imbal hasil obligasi dan terus bertaruh pada jalur kenaikan suku bunga Federal Reserve AS. <i>Resistance utama 1.1934, support 1.1841</i>	↓	1.1841	1.1934
 <b>AUDUSD</b>	<b>AUDUSD</b> – Harga turun setelah USD sedikit naik dan tetap berada di jalur untuk kenaikan mingguan terbesarnya dalam lebih dari sebulan karena investor mengamati kenaikan imbal hasil Treasury AS dan terus bertaruh pada jalur kenaikan suku bunga oleh Federal Reserve AS. <i>Resistance 0.6712, support 0.6643</i>	↓	0.6643	0.6712
 <b>XAUUSD</b>	<b>XAUUSD</b> – Harga emas jatuh dan berada di jalur penurunan mingguan karena dolar stabil dan imbal hasil Treasury AS naik, setelah ada petunjuk dari pejabat Federal Reserve AS akan ada lebih banyak kenaikan suku bunga karena bank sentral berusaha untuk menurunkan inflasi. <i>Resistance 1761.53, support 1741.45</i>	↓	1741.45	1761.53
 <b>CLc1 (WTI)</b>	<b>Oil</b> – Harga minyak turun sekitar 2%, mencatat penurunan mingguan kedua karena kekhawatiran melemahnya permintaan di China dan kenaikan suku bunga AS lebih lanjut. <i>Resistance 82.60, support 77.77</i>	↓	77.77	82.60

### ECONOMIC INDICATORS

DATE	WIB	CT Y	INDICATORS	PER	ACTUAL	FORECAST	PREV.	REV.
<b>Mon/14-Nov-22</b>	04:30	NZ	Performance Services Index	Oct	57.4	--	55.8	55.9
	04:30	US	Fed's Waller Discusses the Economic Outlook					
	07:01	GB	Rightmove House Prices MoM	Nov	-1.1%	--	0.9%	--
	07:01	GB	Rightmove House Prices YoY	Nov		--	7.8%	--
	14:30	CH	Producer & Import Prices MoM	Oct	0.0%	--	0.2%	--
	14:30	CH	Producer & Import Prices YoY	Oct	4.9%	--	5.4%	--
	17:00	EZ	ECB's Panetta Speaks					
	17:00	EZ	Industrial Production SA MoM	Sep	0.9%	0.3%	1.5%	2%
	17:00	EZ	Industrial Production WDA YoY	Sep	4.9%	2.8%	2.5%	2.8%
	23:15	EZ	ECB's Centeno Speaks at Bank of Portugal Event					
	23:15	EZ	ECB's Guindos Speaks in Frankfurt					
	23:30	US	Fed's Brainard Discusses the Economic Outlook					
<b>Tue/15-Nov-22</b>	03:00	NZ	REINZ House Sales YoY	Oct		--	-10.9%	--
	06:30	US	Fed's Williams Moderates Panel at the Economic Club of...					
	06:50	JP	GDP Annualized SA QoQ	3Q P	-1.2%	1.1%	3.5%	4.6%
	06:50	JP	GDP SA QoQ	3Q P	-0.3%	0.3%	0.9%	1.1%
	06:50	JP	GDP Nominal SA QoQ	3Q P		0.2%	0.6%	--
	06:50	JP	GDP Deflator YoY	3Q P	-0.5%	-0.6%	-0.3%	--
	06:50	JP	GDP Private Consumption QoQ	3Q P	0.3%	0.2%	1.2%	--
	06:50	JP	GDP Business Spending QoQ	3Q P		2.2%	2%	--
	06:50	JP	Inventory Contribution % GDP	3Q P		0.0%	-0.3%	--
	06:50	JP	Net Exports Contribution % GDP	3Q P		-0.3%	0.1%	--
	07:30	AU	RBA Minutes of Nov. Policy Meeting					
	09:00	CN	Industrial Production YoY	Oct	5%	5.2%	6.3%	--
	09:00	CN	Industrial Production YTD YoY	Oct	4%	4%	3.9%	--
	09:00	CN	Retail Sales YoY	Oct	-0.5%	1%	2.5%	--
	09:00	CN	Retail Sales YTD YoY	Oct	0.58%	0.8%	0.7%	0.71%
	09:00	CN	Surveyed Jobless Rate	Oct	5.5%	5.5%	5.5%	--
	10:00	EZ	ECB's Villeroy speaks in Tokyo					
	11:30	JP	Industrial Production MoM	Sep F	-1.7%	-1.6%	3.4%	--
	11:30	JP	Industrial Production YoY	Sep F	9.6%	--	5.8%	--
	11:30	JP	Capacity Utilization MoM	Sep	-0.4%	--	1.2%	--
	13:10	EZ	ECB's Villeroy speaks in Tokyo					
	14:00	GB	Payrolled Employees Monthly Change	Oct		--	69k	--
	14:00	GB	Claimant Count Rate	Oct	3.3k	17.3k	3.9%	--
	14:00	GB	Jobless Claims Change	Oct		--	25.5k	--
	14:00	GB	Average Weekly Earnings 3M/YoY	Sep	6%	5.9%	6.1%	--
	14:00	GB	Weekly Earnings ex Bonus 3M/YoY	Sep	5.7%	5.5%	5.5%	--
	14:00	GB	ILO Unemployment Rate 3Mths	Sep	3.6%	3.5%	3.5%	--
	14:00	GB	Employment Change 3M/3M	Sep	-52k	-25k	-109k	--
	17:00	EZ	ZEW Survey Expectations	Nov	-38.7	--	-59.7	--
	17:00	EZ	Trade Balance SA	Sep		--	-47.3b	--
	17:00	EZ	Trade Balance NSA	Sep	-34.4b	-44.5b	-50.9b	-52.4b
	17:00	EZ	Employment QoQ	3Q P	0.2%	0.3%	0.4%	--
	17:00	EZ	Employment YoY	3Q P	1.7%	1.8%	2.7%	--
	17:00	EZ	GDP SA QoQ	3Q P	0.2%	0.2%	0.8%	--
	17:00	EZ	GDP SA YoY	3Q P	2.1%	2.1%	4.3%	--
	17:00	DE	ZEW Survey Expectations	Nov	-36.7	-50	-59.2	--
	17:00	DE	ZEW Survey Current Situation	Nov	-64.5	-68.4	-72.2	--
	20:30	CA	Manufacturing Sales MoM	Sep	0%	-0.5%	-2%	--
	20:30	CA	Wholesale Trade Sales MoM	Sep	0.1%	-0.2%	1.4%	--
	20:30	US	Empire Manufacturing	Nov	4.5	-5	-9.1	--
	20:30	US	PPI Final Demand MoM	Oct	0.2%	0.4%	0.4%	0.2%
	20:30	US	PPI Ex Food and Energy MoM	Oct	0%	0.3%	0.3%	0.2%
20:30	US	PPI Ex Food, Energy, Trade MoM	Oct		0.3%	0.4%	--	
20:30	US	PPI Final Demand YoY	Oct	6.8%	8.3%	8.5%	8.4%	
20:30	US	PPI Ex Food and Energy YoY	Oct	6.7%	7.2%	7.2%	--	
20:30	US	PPI Ex Food, Energy, Trade YoY	Oct		--	5.6%	--	
21:00	CA	Existing Home Sales MoM	Oct		--	-3.9%	--	
21:00	US	Fed's Harker Discusses the Economic Outlook						
21:00	US	Fed's Cook Discusses Post-Covid Challenges Facing Women						
22:00	US	Fed Vice Chair for Supervision Barr Speaks Before Senate Panel						
<b>Wed/16-Nov-22</b>	N/A	EZ	ECB Financial Stability Review (provisional date)					

	00:30	EZ	ECB's Elderson Speaks					
	06:30	AU	Westpac Leading Index MoM	Oct	-0.1%	--	0.0%	--
	06:50	JP	Core Machine Orders YoY	Sep	2.9%	7.4%	9.7%	--
	06:50	JP	Core Machine Orders MoM	Sep	-4.6%	0.7%	-5.8%	--
	07:30	AU	Wage Price Index QoQ	3Q	1%	0.9%	0.7%	0.8%
	07:30	AU	Wage Price Index YoY	3Q	3.1%	3%	2.6%	--
	11:30	JP	Tertiary Industry Index MoM	Sep	-0.4%	0.6%	0.7%	--
	14:00	GB	CPIH YoY	Oct		--	8.8%	--
	14:00	GB	CPI MoM	Oct	2%	1.7%	0.5%	--
	14:00	GB	CPI YoY	Oct	11.1%	10.7%	10.1%	--
	14:00	GB	CPI Core YoY	Oct	6.5%	6.4%	6.5%	--
	14:00	GB	Retail Price Index	Oct		--	347.6	--
	14:00	GB	RPI MoM	Oct	2.5%	1.8%	0.7%	--
	14:00	GB	RPI YoY	Oct	14.2%	13.5%	12.6%	--
	14:00	GB	RPI Ex Mort Int.Payments (YoY)	Oct		--	12.4%	--
	14:00	GB	PPI Output NSA MoM	Oct	0.3%	0.5%	0.2%	0.3%
	14:00	GB	PPI Output NSA YoY	Oct	14.8%	14.6%	15.9%	16.3%
	14:00	GB	PPI Input NSA MoM	Oct	0.6%	0.3%	0.4%	0.9%
	14:00	GB	PPI Input NSA YoY	Oct	19.2%	18%	20%	20.8%
	16:30	GB	House Price Index YoY	Sep	9.5%	--	13.6%	13.1%
	19:45	EZ	ECB's Villeroy speaks in Paris					
	20:15	CA	Housing Starts	Oct	267.1k	270k	299.6k	298.8k
	20:30	CA	CPI NSA MoM	Oct	0.7%	0.7%	0.1%	--
	20:30	CA	CPI YoY	Oct	6.9%	6.9%	6.9%	--
	20:30	CA	Consumer Price Index	Oct		--	152.7	--
	20:30	CA	CPI Core- Common YoY%	Oct	5.8%	5.9%	6%	--
	20:30	CA	CPI Core- Median YoY%	Oct	4.8%	4.8%	4.7%	--
	20:30	CA	CPI Core- Trim YoY%	Oct	5.3%	--	5.2%	--
	20:30	US	Retail Sales Advance MoM	Oct	1.3%	1%	0.0%	--
	20:30	US	Retail Sales Ex Auto MoM	Oct	1.3%	0.4%	0.1%	--
	20:30	US	Retail Sales Ex Auto and Gas	Oct	0.9%	0.2%	0.3%	0.6%
	20:30	US	Retail Sales Control Group	Oct	0.7%	0.3%	0.4%	0.6%
	20:30	US	Import Price Index MoM	Oct	-0.2%	-0.4%	-1.2%	-1.1%
	20:30	US	Import Price Index ex Petroleum MoM	Oct		--	-0.5%	--
	20:30	US	Import Price Index YoY	Oct	8.3%	--	6%	8.6%
	20:30	US	Export Price Index MoM	Oct	-0.3%	-0.4%	-0.8%	-1.5%
	20:30	US	Export Price Index YoY	Oct	6.9%	--	9.5%	9.2%
	21:15	GB	BOE's Bailey testifies to Parliament					
	21:15	US	Industrial Production MoM	Oct	-0.1%	0.2%	0.4%	0.1%
	21:15	US	Capacity Utilization	Oct	79.9%	80.4%	80.3%	80.1%
	21:15	US	Manufacturing (SIC) Production	Oct	0.1%	0.2%	0.4%	0.2%
	21:50	US	Fed's Williams Speaks at 2022 Treasury Market Conference					
	22:00	EZ	ECB's Lagarde Speaks					
	22:00	EZ	ECB's Panetta Speaks					
	22:00	US	Fed's Barr Testifies Before House Panel					
	22:00	US	Business Inventories	Sep	0.4%	0.5%	0.8%	0.9%
	22:00	US	NAHB Housing Market Index	Nov	33	36	38	--
	22:30	US	DOE U.S. Crude Oil Inventories	11-Nov	-5400k	-440k	3925k	--
	22:30	US	DOE Cushing OK Crude Inventory	11-Nov	-1624k	--	-923k	--
	22:30	US	DOE U.S. Gasoline Inventories	11-Nov	2207k	310k	-899k	--
	22:30	US	DOE U.S. Distillate Inventory	11-Nov	1120k	-513k	-521k	--
	22:30	US	DOE U.S. Refinery Utilization	11-Nov	0.8%	0.5%	1.5%	--
<b>Thu/17-Nov-22</b>	02:35	US	Fed's Waller Discusses the Economic Outlook					
	04:45	NZ	PPI Input QoQ	3Q	0.8%	--	3.1%	--
	04:45	NZ	PPI Output QoQ	3Q	1.6%	--	2.4%	--
	06:50	JP	Imports YoY	Oct	53.5%	49.7%	45.9%	45.7%
	06:50	JP	Trade Balance	Oct	¥-2162.3b	¥-1689.0b	2094.0b	2094.3b
	06:50	JP	Trade Balance Adjusted	Oct	¥-2300b	¥-2021.5b	2009.8b	¥-2040b
	06:50	JP	Exports YoY	Oct	25.3%	28.1%	28.9%	--
	07:30	AU	Part Time Employment Change	Oct	-14.9k	--	-12.4k	-14.7k
	07:30	AU	Employment Change	Oct	32.2k	15.0k	0.9k	-3.8k
	07:30	AU	Unemployment Rate	Oct	3.4%	3.6%	3.5%	--
	07:30	AU	Participation Rate	Oct	66.5%	66.6%	66.5%	--

	07:30	AU	Full Time Employment Change	Oct	47.1k	--	13.3k	10.8k
	14:00	CH	Exports Real MoM	Oct		--	0.4%	--
	14:00	CH	Imports Real MoM	Oct		--	0.9%	--
	15:30	HK	Unemployment Rate SA	Oct	3.8%	--	3.9%	--
	17:00	EZ	Construction Output MoM	Sep	0.09%	--	-0.6%	-0.99%
	17:00	EZ	Construction Output YoY	Sep	1%	--	2.3%	2%
	17:00	EZ	CPI YoY	Oct F	10.6%	10.7%	9.9%	--
	17:00	EZ	CPI MoM	Oct F	1.5%	1.5%	1.2%	--
	17:00	EZ	CPI Core YoY	Oct F	5%	5%	4.8%	--
	19:30	GB	BOE's Huw Pill speaks					
	20:00	US	Fed's Bullard Discussed the Economy and Monetary Policy					
	20:30	US	Housing Starts	Oct	1425k	1410k	1439k	1488k
	20:30	US	Building Permits	Oct	1526k	1517k	1564k	--
	20:30	US	Housing Starts MoM	Oct	-4.2%	-1.3%	-8.1%	-1.3%
	20:30	US	Building Permits MoM	Oct	-2.4%	-3%	1.4%	--
	20:30	US	Philadelphia Fed Business Outlook	Nov	-19.4	-6.2	-8.7	--
	20:30	US	Initial Jobless Claims	12-Nov	222k	225k	225k	226k
	20:30	US	Continuing Claims	5-Nov	1507k	1500l	1493k	1494k
	21:15	US	Fed's Bowman Discusses Financial Literacy and Inclusion					
	21:30	GB	BOE's Tenreyro speaks					
	21:40	US	Fed's Mester Speaks at Financial Stability Conference					
	22:00	EZ	ECB's Villeroy speaks in Lyon, France					
	22:40	US	Fed's Jefferson and Kashkari Take Part in Panel Discussion					
<b>Fri/18-Nov-22</b>	01:45	US	Fed's Kashkari Takes Part in Moderated Q&A					
	06:30	JP	Natl CPI YoY	Oct	3.7%	3.7%	3%	--
	06:30	JP	Natl CPI Ex Fresh Food YoY	Oct	3.6%	3.5%	3%	--
	06:30	JP	Natl CPI Ex Fresh Food, Energy YoY	Oct	2.5%	2.4%	1.8%	--
	07:01	GB	GfK Consumer Confidence	Nov	-44	--	-47	--
	14:00	GB	Retail Sales Inc Auto Fuel MoM	Oct	0.6%	0.3%	-1.4%	-1.5%
	14:00	GB	Retail Sales Inc Auto Fuel YoY	Oct	-6.1%	-6.5%	-6.9%	-6.8%
	14:00	GB	Retail Sales Ex Auto Fuel MoM	Oct	0.3%	0.6%	-1.5%	--
	14:00	GB	Retail Sales Ex Auto Fuel YoY	Oct	-6.7%	-6.9%	-6.2%	-6.1%
	14:30	CH	Industry & Construction Output WDA YoY	3Q		--	4.1%	--
	14:30	CH	Industrial Output WDA YoY	3Q	5.2%	--	5.1%	5%
	15:30	EZ	ECB's Lagarde Speaks					
	20:00	EZ	Bundesbank Chief Nagel Speaks in Frankfurt					
	20:15	EZ	ECB's Knot Speaks in Frankfurt					
	20:15	GB	BOE's Catherine Mann Speaks in Frankfurt					
	20:30	CA	Industrial Product Price MoM	Oct	2.4%	0.4%	0.1%	0%
	22:00	US	Existing Home Sales	Oct	4.43m	4.37m	4.71m	--
	22:00	US	Existing Home Sales MoM	Oct	-5.9%	-7.3%	-1.5%	--
	22:00	US	Leading Index	Oct	-0.8%	-0.4%	-0.4%	--
<b>Sat/19-Nov-22</b>	00:15	GB	BOE's Haskel speaks					
	01:00	US	Baker Hughes U.S. Rig Count	18-Nov	782	--	779	--

DATE	WIB	CT Y	INDICATORS	PER	ACTUAL	FORECAST	PREV.	REV.
<b>Mon/21-Nov-22</b>	14:00	DE	PPI MoM	Oct		--	2.3%	--
	14:00	DE	PPI YoY	Oct		--	45.8%	--
	15:30	HK	CPI Composite YoY	Oct		--	4.4%	--
	18:30	EZ	ECB's Vasle Speaks					
	19:00	EZ	ECB's Holzmann Speaks					
	21:15	EZ	ECB's Holzmann, Simkus Speak					
<b>Tue/22-Nov-22</b>	00:30	EZ	Bundesbank Chief Joachim Nagel Speaks in Frankfurt					
	04:45	NZ	Trade Balance NZD	Oct		--	-1615m	--
	04:45	NZ	Trade Balance 12 Mth YTD NZD	Oct		--	-11945m	--
	04:45	NZ	Exports NZD	Oct		--	6.03b	--
	04:45	NZ	Imports NZD	Oct		--	7.64b	--
	14:00	AU	RBA's Lowe-Speech					
	16:00	EZ	ECB Current Account SA	Sep		--	-26.3b	--
	16:00	EZ	ECB's Holzmann Speaks					
	17:00	EZ	OECD Publishes Economic Outlook					
	20:30	CA	Retail Sales MoM	Sep		1.1%	0.7%	--
	20:30	CA	Retail Sales Ex Auto MoM	Sep		1%	0.7%	--

	22:00	EZ	Consumer Confidence	Nov P		--	-27.6	--
	23:00	US	Fed's Mester Discusses Wages and Inflation					
<b>Wed/23-Nov-22</b>	02:15	US	Fed's George Takes Part in Policy Panel					
	02:45	US	Fed's Bullard Discusses Heterogeneity in Macroeconomics					
	05:00	AU	S&P Global Australia PMI Composite	Nov P		--	49.8	--
	05:00	AU	S&P Global Australia PMI Services	Nov P		--	49.3	--
	05:00	AU	S&P Global Australia PMI Mfg	Nov P		--	52.7	--
	All	JP	<b>Bank Holiday (Workers Day)</b>					
	08:00	NZ	RBNZ Official Cash Rate	23-Nov		4.25%	3.5%	--
	15:30	EZ	ECB's Guindos Speaks					
	15:30	DE	S&P Global/BME Germany Manufacturing PMI	Nov P		46	45.1	--
	15:30	DE	S&P Global Germany Services PMI	Nov P		47	46.5	--
	15:30	DE	S&P Global Germany Composite PMI	Nov P		46	45.1	--
	16:00	EZ	S&P Global Eurozone Manufacturing PMI	Nov P		--	46.4	--
	16:00	EZ	S&P Global Eurozone Services PMI	Nov P		--	48.6	--
	16:00	EZ	S&P Global Eurozone Composite PMI	Nov P		--	47.3	--
	16:30	GB	S&P Global/CIPS UK Manufacturing PMI	Nov P		--	46.2	--
	16:30	GB	S&P Global/CIPS UK Services PMI	Nov P		--	48.8	--
	16:30	GB	S&P Global/CIPS UK Composite PMI	Nov P		--	48.2	--
	20:30	US	Durable Goods Orders	Oct P		0.4%	0.4%	--
	20:30	US	Durables Ex Transportation	Oct P		0.1%	-0.5%	--
	20:30	US	Cap Goods Orders Nondef Ex Air	Oct P		-0.2%	-0.4%	--
	20:30	US	Cap Goods Ship Nondef Ex Air	Oct P		--	-0.5%	--
	20:30	US	Initial Jobless Claims	19-Nov		--	222k	--
	20:30	US	Continuing Claims	12-Nov		--	1507k	--
	21:45	US	S&P Global US Manufacturing PMI	Nov P		50	50.4	--
	21:45	US	S&P Global US Services PMI	Nov P		48	47.8	--
	21:45	US	S&P Global US Composite PMI	Nov P		--	48.2	--
	22:00	US	U. of Mich. Sentiment	Nov F		55.5	54.7	--
	22:00	US	U. of Mich. Current Conditions	Nov F		--	57.8	--
	22:00	US	U. of Mich. Expectations	Nov F		--	52.7	--
	22:00	US	U. of Mich. 1 Yr Inflation	Nov F		--	5.1%	--
	22:00	US	U. of Mich. 5-10 Yr Inflation	Nov F		--	3%	--
	22:00	US	New Home Sales	Oct		576k	603k	--
	22:00	US	New Home Sales MoM	Oct		-4.6%	-10.9%	--
	22:30	US	DOE U.S. Crude Oil Inventories	18-Nov		--	-5400k	--
	22:30	US	DOE Cushing OK Crude Inventory	18-Nov		--	-1624k	--
	22:30	US	DOE U.S. Gasoline Inventories	18-Nov		--	2207k	--
	22:30	US	DOE U.S. Distillate Inventory	18-Nov		--	1120k	--
	22:30	US	DOE U.S. Refinery Utilization	18-Nov		--	0.8%	--
<b>Thu/24-Nov-22</b>	01:00	US	Baker Hughes U.S. Rig Count	25-Nov		--	--	--
	02:00	US	FOMC Meeting Minutes	2-Nov		--	--	--
	07:30	JP	Jibun Bank Japan PMI Services	Nov P		--	53.2	--
	07:30	JP	Jibun Bank Japan PMI Composite	Nov P		--	51.8	--
	07:30	JP	Jibun Bank Japan PMI Mfg	Nov P		--	50.7	--
	12:00	JP	Leading Index Cl	Sep F		--	97.4	--
	12:00	JP	Coincident Index	Sep F		--	101.1	--
	13:00	JP	Machine Tool Orders YoY	Oct F		--	-5.4%	--
	16:00	DE	IFO Business Climate	Nov		85	84.3	--
	16:00	DE	IFO Current Assessment	Nov		--	94.1	--
	16:00	DE	IFO Expectations	Nov		--	75.6	--
	19:00	CA	CFIB Business Barometer	Nov		--	51.4	--
	19:30	EZ	ECB Publishes Account of October Policy Meeting					
	20:00	EZ	ECB's Schnabel Speaks					
	20:30	CA	Payroll Employment Change - SEPH	Sep		--	-22.2k	--
	All	US	<b>Bank Holiday (Thanksgiving Day)</b>					
	23:00	EZ	ECB's Nagel Speaks					
<b>Fri/25-Nov-22</b>	04:00	NZ	ANZ Consumer Confidence Index	Nov		--	85.4	--
	04:00	NZ	ANZ Consumer Confidence MoM	Nov		--	0.0%	--
	04:45	NZ	Retail Sales Ex Inflation QoQ	3Q		--	-2.3%	--
	06:30	JP	Tokyo CPI YoY	Nov		3.6%	3.5%	--
	06:30	JP	Tokyo CPI Ex-Fresh Food YoY	Nov		3.5%	3.4%	--
	06:30	JP	Tokyo CPI Ex-Fresh Food, Energy YoY	Nov		2.3%	2.2%	--
	06:50	JP	PPI Services YoY	Oct		--	2.1%	--
	14:00	DE	GfK Consumer Confidence	Dec		-39	-41.9	--
	14:00	DE	GDP SA QoQ	3Q F		0.3%	0.3%	--
	14:00	DE	GDP NSA YoY	3Q F		1.1%	1.1%	--
	14:00	DE	GDP WDA YoY	3Q F		1.2%	1.2%	--

	14:30	EZ	ECB's Muller Speaks					
	All	US	<b>Bank Holiday (Thanksgiving Day)</b>					
<b>Sat/26-Nov-22</b>	00:00	EZ	ECB's Guindos Speaks					



### EUR/USD

Interest Rate: 2.00% (EU) / 3.75% - 4.00% (US)



RESISTANCE	1.04477	
	1.04214	
	1.03718	
SUPPORT	1.02959	
	1.02696	
	1.02200	
SUGGESTION	BUY	---
	SELL	1.0330
	S/L	1.0370
	T/P:	1.0265 1.0240

DATE	OPEN	HIGH	LOW	RANGE	CLOSE	CHANGE	PREVIOUS
Nov 18	1.03633	1.03951	1.03192	75,9	1.03222	↓ 41,0	1.03632

WEEKLY		NOVEMBER		2022	
HIGH	LOW	HIGH	LOW	HIGH	LOW
1.04810 (15/Nov)	1.02705 (14/Nov)	1.04810 (15/Nov)	0.97294 (03/Nov)	1.14941 (10/Feb)	0.95351 (28/Sep)

All price & chart based on Valbury MT4 Platform

### USDJPY

Interest Rate: 3.75% - 4.00% (US) / -0.10% (JP)



RESISTANCE	141.564	
	141.028	
	140.696	
SUPPORT	139.828	
	139.292	
	138.960	
SUGGESTION	BUY	140.25
	SELL	---
	S/L	139.80
	T/P:	140.70 141.00

DATE	OPEN	HIGH	LOW	RANGE	CLOSE	CHANGE	PREVIOUS
Nov 18	140.265	140.492	139.624	86,8	140.364	↑ 9,6	140.268

WEEKLY		NOVEMBER		2022	
HIGH	LOW	HIGH	LOW	HIGH	LOW
140.789 (14/Nov)	137.668 (15/Nov)	148.815 (01/Nov)	137.668 (15/Nov)	151.933 (21/Oct)	113.463 (24/Jan)

### GBP/USD

Interest Rate: 3.00% (GB)/ 3.75% - 4.00% (US)



RESISTANCE	1.20280	
	1.19890	
	1.19348	
SUPPORT	1.18416	
	1.18026	
	1.17484	
SUGGESTION	BUY	---
	SELL	1.1900
	S/L	1.1945
	T/P:	1.1830 1.1800

DATE	OPEN	HIGH	LOW	RANGE	CLOSE	CHANGE	PREVIOUS
Nov 18	1.18613	1.19499	1.18567	93,2	1.18807	↑ 18,2	1.18625

WEEKLY		NOVEMBER		2022	
HIGH	LOW	HIGH	LOW	HIGH	LOW
1.20277 (15/Nov)	1.17092 (14/Nov)	1.20277 (15/Nov)	1.11461 (04/Nov)	1.37477 (13/Jan)	1.03581 (26/Sep)

All price & chart based on Valbury MT4 Platform

### USD/CHF

Interest Rate: 3.75% - 4.00% (US)/ 0.50% (CH)



RESISTANCE	0.96069	
	0.95769	
	0.95574	
SUPPORT	0.95079	
	0.94779	
	0.94584	
SUGGESTION	BUY	0.9530
	SELL	---
	S/L	0.9500
	T/P:	0.9580 0.9595

DATE	OPEN	HIGH	LOW	RANGE	CLOSE	CHANGE	PREVIOUS
Nov 18	0.95214	0.95468	0.94973	49,5	0.95380	↑ 16,6	0.95214

WEEKLY		NOVEMBER		2022	
HIGH	LOW	HIGH	LOW	HIGH	LOW
0.95566 (17/Nov)	0.93559 (15/Nov)	1.01466 (03/Nov)	0.93559 (15/Nov)	1.01468 (21/Oct)	0.90908 (13/Jan)



### AUD/USD

Interest Rate: 2.85% (AU) / 3.75% - 4.00% (US)



DATE	OPEN	HIGH	LOW	RANGE	CLOSE	CHANGE	PREVIOUS
Nov 18	0.66844	0.67295	0.66602	69,3	0.66695	↓ 15,4	0.66849

WEEKLY		NOVEMBER		2022	
HIGH	LOW	HIGH	LOW	HIGH	LOW
0.67966 (15/Nov)	0.66332 (17/Nov)	0.67966 (15/Nov)	0.62713 (03/Nov)	0.76603 (05/Apr)	0.61692 (13/Oct)

All price & chart based on Valbury MT4 Platform

### NZD/USD

Interest Rate: 3.50% (NZ) / 3.75% - 4.00% (US)



DATE	OPEN	HIGH	LOW	RANGE	CLOSE	CHANGE	PREVIOUS
Nov 18	0.61206	0.62052	0.61180	87,2	0.61529	↑ 32,1	0.61208

WEEKLY		NOVEMBER		2022	
HIGH	LOW	HIGH	LOW	HIGH	LOW
0.62052 (18/Nov)	0.60606 (14/Nov)	0.62052 (18/Nov)	0.57396 (03/Nov)	0.70331 (05/Apr)	0.55109 (13/Oct)

### USD/CAD

Interest Rate: 3.75% - 4.00% (US) / 3.75% (CA)



RESISTANCE	1.35379	
	1.34729	
	1.34289	
SUPPORT	1.33199	
	1.32549	
	1.32109	
SUGGESTION	BUY	1.3375
	SELL	---
	S/L	1.3320
	T/P:	1.3430 1.3470

DATE	OPEN	HIGH	LOW	RANGE	CLOSE	CHANGE	PREVIOUS
Nov 18	1.33258	1.34080	1.32990	109,0	1.33848	↑ 58,7	1.33261

WEEKLY		NOVEMBER		2022	
HIGH	LOW	HIGH	LOW	HIGH	LOW
1.34080 (18/Nov)	1.32251 (15/Nov)	1.38073 (03/Nov)	1.32251 (15/Nov)	1.39768 (13/Oct)	1.24016 (05/Apr)

All price & chart based on Valbury MT4 Platform

### EURJPY

Interest Rate: 2.00% (EU) / -0.10% (JP)



RESISTANCE	146.433	
	145.985	
	145.442	
SUPPORT	144.451	
	144.003	
	143.460	
SUGGESTION	BUY	---
	SELL	145.00
	S/L	145.45
	T/P:	144.45 144.00

DATE	OPEN	HIGH	LOW	RANGE	CLOSE	CHANGE	PREVIOUS
Nov 18	145.380	145.537	144.546	99,1	144.899	↓ 48,0	145.379

WEEKLY		NOVEMBER		2022	
HIGH	LOW	HIGH	LOW	HIGH	LOW
145.537 (18/Nov)	143.345 (15/Nov)	147.111 (01/Nov)	142.552 (11/Nov)	148.393 (21/Oct)	124.384 (07/Mar)

### GOLD (XAU/USD)



RESISTANCE	1781.61	
	1774.58	
	1761.53	
SUPPORT	1741.45	
	1734.42	
	1721.37	
SUGGESTION	BUY	---
	SELL	1751.00
	S/L	1761.00
	T/P:	1741.00 1734.00

DATE	OPEN	HIGH	LOW	RANGE	CLOSE	CHANGE	PREVIOUS
Nov 18	1760.47	1767.54	1747.46	20.08	1748.49	↓ 11.61	1760.10

WEEKLY		NOVEMBER		2022	
HIGH	LOW	HIGH	LOW	HIGH	LOW
1786.42 (15/Nov)	1747.46 (18/Nov)	1786.42 (15/Nov)	1616.50 (03/Nov)	2070.27 (08/Mar)	1614.69 (28/Sep)

All price & chart based on Valbury MT4 Platform

### SILVER – XAG/USD



RESISTANCE	21.610	
	21.441	
	21.157	
SUPPORT	20.704	
	20.535	
	20.251	
SUGGESTION	BUY	---
	SELL	20.95
	S/L	21.15
	T/P:	20.70 20.50

DATE	OPEN	HIGH	LOW	RANGE	CLOSE	CHANGE	PREVIOUS
Nov 18	20.965	21.271	20.818	0.453	20.874	↓ 0.056	20.930

WEEKLY		NOVEMBER		2022	
HIGH	LOW	HIGH	LOW	HIGH	LOW
22.223 (15/Nov)	20.728 (17/Nov)	22.223 (15/Nov)	18.812 (03/Nov)	26.927 (08/Mar)	17.536 (01/Sep)

## OIL WTI – CL-JAN/USD

(Exp. 16 December 2022)



DATE	OPEN	HIGH	LOW	RANGE	CLOSE	CHANGE	PREVIOUS
Nov 18	81.85	82.44	77.61	4.83	80.27	↓ 1.59	81.86

WEEKLY		NOVEMBER		2022	
HIGH	LOW	HIGH	LOW	HIGH	LOW
89.85 (14/Nov)	77.61 (18/Nov)	93.75 (07/Nov)	77.61 (18/Nov)	130.57 (07/Mar)	74.27 (03/Jan)

*All price & chart based on Valbury MT4 Platform*

PT. Valbury Asia Futures

## Disclaimer

All contents of this report have been prepared by the Research Dept. of Valbury Asia Futures and are provided solely for informational purpose. We have taken reasonable measures to ensure the accuracy of the report, however, do not guarantee its accuracy and will not accept liability for any consequential loss or damage which may arise directly or indirectly from any use of the report.

Published by RESEARCH DEPARTMENT – PT VALBURY ASIA FUTURES  
Menara Karya 9th Floor, Jl. HR Rasuna Said Blok X-5 Kav. 1-2 Jakarta 12950 Indonesia  
Phone : +6221-25533777, Email: [research@valbury.com](mailto:research@valbury.com)