








## Daily Outlook

GLOBAL MARKETS & ECONOMIES | WEEKLY ECONOMIC INDICATORS | CURRENCIES | PRECIOUS METAL | O I L |

Counter	News	Trend	Support	Resistance
 <b>EURUSD</b>	<b>EURUSD</b> – Harga naik setelah USD terkoreksi pada perdagangan hari Senin karena investor bereaksi setelah UBS setuju untuk membeli Credit Suisse pada hari Minggu seharga 3 miliar franc Swiss (\$3,23 miliar) dan menanggung kerugian hingga \$5,4 miliar, dalam merger yang di prakarsai oleh otoritas Swiss. Resistance utama di 1.0758, support di 1.0658	↑	1.0658	1.0758
 <b>USDJPY</b>	<b>USDJPY</b> – Harga yen menguat terhadap USD yang turun pada hari Senin setelah kesepakatan UBS untuk menyelamatkan Credit Suisse dan upaya bank sentral untuk mengkoordinasikan tindakan, fokus selanjutnya pada perkembangan di sektor perbankan dan dimulainya pertemuan FOMC untuk keputusan kenaikan suku bunga. Resistance 132.45, support 130.34	↓	130.34	132.45
 <b>USDCHF</b>	<b>USDCHF</b> – Harga turun setelah USD terkoreksi pada perdagangan hari Senin karena investor bereaksi setelah UBS setuju untuk membeli Credit Suisse pada hari Minggu seharga 3 miliar franc Swiss (\$3,23 miliar) dan menanggung kerugian hingga \$5,4 miliar, dalam merger yang di prakarsai oleh otoritas Swiss. Resistance utama 0.9319, support 0.9247	↓	0.9247	0.9319
 <b>GBPUSD</b>	<b>GBPUSD</b> – Harga naik setelah USD terkoreksi pada perdagangan hari Senin karena investor bereaksi setelah UBS setuju untuk membeli Credit Suisse pada hari Minggu seharga 3 miliar franc Swiss (\$3,23 miliar) dan menanggung kerugian hingga \$5,4 miliar, dalam merger yang di prakarsai oleh otoritas Swiss. Resistance utama 1.2317, support 1.2123	↑	1.2123	1.2317
 <b>AUDUSD</b>	<b>AUDUSD</b> – Harga naik karena meningkatnya sentimen risiko dan USD turun pada hari Senin setelah kesepakatan UBS untuk menyelamatkan Credit Suisse dan upaya bank sentral untuk mengkoordinasikan tindakan, fokus selanjutnya pada perkembangan di sektor perbankan dan dimulainya pertemuan FOMC untuk keputusan kenaikan suku bunga. Resistance 0.6742, support 0.6678	↑	0.6678	0.6742
 <b>XAUUSD</b>	<b>XAUUSD</b> – Harga emas turun dari level tertinggi dalam setahun dalam perdagangan yang bergejolak pada hari Senin setelah pasar saham dan imbal hasil Treasury AS rebound karena upaya bank sentral untuk mendukung kepercayaan di sektor keuangan. Resistance 2003.57, support 1959.64	↑	1959.64	2003.57
 <b>CLc1 (WTI)</b>	<b>OIL</b> – Harga minyak rebound dan naik lebih dari 1% pada hari Senin setelah turun ke level terendah dalam 15 bulan karena investor khawatir bahwa risiko di sektor perbankan global dapat memicu resesi yang akan melemahkan permintaan bahan bakar. Resistance 68.99, support 65.48	↑	65.48	68.99

**ECONOMIC INDICATORS**

DATE	WIB	CT Y	INDICATORS	PER	ACTUAL	FORECAST	PREV.	REV.
<b>Mon/20-Mar-23</b>	05:05	AU	RBA's Kent-Speech					
	07:01	GB	Rightmove House Prices MoM	Mar	0.8%	--	0.0%	--
	07:01	GB	Rightmove House Prices YoY	Mar		--	3.9%	--
	14:00	DE	PPI MoM	Feb	-0.3%	-0.5%	-1%	-1.2%
	14:00	DE	PPI YoY	Feb	15.8%	14.5%	17.8%	17.6%
	17:00	EZ	Trade Balance SA	Jan		--	-18.1b	--
	17:00	EZ	Trade Balance NSA	Jan	€-30.6b	€-12.5b	€-8.8b	--
<b>Tue/21-Mar-23</b>	04:45	NZ	Imports NZD	Feb		--	7.42b	--
	04:45	NZ	Exports NZD	Feb		--	5.47b	--
	04:45	NZ	Trade Balance NZD	Feb		--	-1954m	--
	04:45	NZ	Trade Balance 12 Mth YTD NZD	Feb		--	-15477m	--
	All	JP	<b>Bank Holiday (Vernal Equinox)</b>					
	07:30	AU	RBA Minutes of March Policy Meeting					
	14:00	CH	Exports Real MoM	Feb		--	2.5%	--
	14:00	CH	Imports Real MoM	Feb		--	0.2%	--
	15:00	CH	KOF Institute Spring Economic Forecast					
	15:30	HK	BoP Overall	4Q		--	\$138.39b	--
	15:30	HK	BoP Current Account Balance	4Q		--	\$115.84b	--
	17:00	EZ	ZEW Survey Expectations	Mar		--	29.7	--
	17:00	EZ	Construction Output MoM	Jan		--	-2.5%	--
	17:00	EZ	Construction Output YoY	Jan		--	-1.3%	--
	17:00	DE	ZEW Survey Expectations	Mar		17.5	28.1	--
	17:00	DE	ZEW Survey Current Situation	Mar		-50	-45.1	--
	19:30	CA	CPI NSA MoM	Feb		--	0.5%	--
	19:30	CA	CPI YoY	Feb		--	5.9%	--
	19:30	CA	Consumer Price Index	Feb		--	153.9	--
	19:30	CA	CPI Core- Median YoY%	Feb		--	5%	--
	19:30	CA	CPI Core- Trim YoY%	Feb		--	5.1%	--
19:30	EZ	ECB's Lagarde, Villeroy Speak						
19:30	US	Philadelphia Fed Non-Manufacturing Activity	Mar		--	3.2	--	
21:00	US	FOMC Begins Two-Day Meeting						
21:00	US	Existing Home Sales	Feb		4.15m	4.00m	--	
21:00	US	Existing Home Sales MoM	Feb		3.8%	-0.7%	--	
<b>Wed/22-Mar-23</b>	03:00	NZ	Westpac Consumer Confidence	1Q		--	75.6	--
	06:30	AU	Westpac Leading Index MoM	Feb		--	-0.08%	--
	13:00	JP	Machine Tool Orders YoY	Feb F		--	-10.7%	--
	14:00	GB	CPIH YoY	Feb		--	8.8%	--
	14:00	GB	CPI MoM	Feb		--	-0.6%	--
	14:00	GB	CPI YoY	Feb		9.9%	10.1%	--
	14:00	GB	CPI Core YoY	Feb		--	5.8%	--
	14:00	GB	Retail Price Index	Feb		--	360.3	--
	14:00	GB	RPI MoM	Feb		--	0.0%	--
	14:00	GB	RPI YoY	Feb		--	13.4%	--
	14:00	GB	RPI Ex Mort Int.Payments (YoY)	Feb		--	12.6%	--
	14:00	GB	PPI Output NSA MoM	Feb		--	0.5%	--
	14:00	GB	PPI Output NSA YoY	Feb		--	13.5%	--
	14:00	GB	PPI Input NSA MoM	Feb		--	-0.1%	--
	14:00	GB	PPI Input NSA YoY	Feb		--	14.1%	--
	15:45	EZ	ECB's Lagarde Speaks					
	16:00	EZ	ECB Current Account SA	Jan		--	15.9b	--
	16:30	EZ	ECB's Lane Speaks					
	16:30	GB	House Price Index YoY	Jan		--	9.8%	--
	18:30	EZ	ECB's Rehn Speaks					
	19:00	EZ	ECB's Wunsch Speaks					
	20:45	EZ	ECB's Panetta Speaks					
	21:30	US	DOE U.S. Crude Oil Inventories	17-Mar		--	1550k	--
	21:30	US	DOE Cushing OK Crude Inventory	17-Mar		--	-1916k	--
21:30	US	DOE U.S. Gasoline Inventories	17-Mar		--	-2061k	--	
21:30	US	DOE U.S. Distillate Inventory	17-Mar		--	-2537k	--	
21:30	US	DOE U.S. Refinery Utilization	17-Mar		--	2.2%	--	
23:45	EZ	ECB's Nagel Speaks						
<b>Thu/23-Mar-23</b>	00:30	CA	Bank of Canada Releases Summary of Deliberations					
	01:00	US	FOMC Rate Decision (Upper Bound)	22-Mar		5.00%	4.75%	--
	01:00	US	FOMC Rate Decision (Lower Bound)	22-Mar		4.75%	4.50%	--
	01:00	US	Interest on Reserve Balances Rate	23-Mar		5.15%	4.65%	--
	01:30	US	Fed Chair Holds Press Conference Following FOMC					

			Meeting					
	15:30	HK	CPI Composite YoY	Feb	--	2.4%	--	
	15:30	CH	SNB Policy Rate	23-Mar	--	1.00%	--	
	15:40	EZ	ECB's Stournaras speaks					
	17:00	EZ	ECB's Holzmann Speaks					
	19:00	GB	Bank of England Bank Rate	23-Mar	4.25%	4.00%	--	
	19:30	US	Current Account Balance	4Q	-\$213.2b	-\$217.1b	--	
	19:30	US	Initial Jobless Claims	18-Mar	--	192k	--	
	19:30	US	Continuing Claims	11-Mar	--	1684k	--	
	21:00	US	New Home Sales	Feb	650k	670k	--	
	21:00	US	New Home Sales MoM	Feb	-3%	7.2%	--	
	22:00	EZ	Consumer Confidence	Mar P	-18.9	-19	--	
	22:00	GB	BOE's Catherine Mann speaks					
	23:00	EZ	ECB's Lane Speaks					
<b>Fri/24-Mar-23</b>	N/A	DE	Germany Sovereign Rating to be reviewed by S&P					
	05:00	AU	Judo Bank Australia PMI Composite	Mar P	--	50.6	--	
	05:00	AU	Judo Bank Australia PMI Mfg	Mar P	--	50.5	--	
	05:00	AU	Judo Bank Australia PMI Services	Mar P	--	50.7	--	
	06:30	JP	Natl CPI YoY	Feb	3.3%	4.3%	--	
	06:30	JP	Natl CPI Ex Fresh Food YoY	Feb	3.1%	4.2%	--	
	06:30	JP	Natl CPI Ex Fresh Food, Energy YoY	Feb	3.4%	3.2%	--	
	07:01	GB	GfK Consumer Confidence	Mar	--	-38	--	
	07:30	JP	Jibun Bank Japan PMI Composite	Mar P	--	51.1	--	
	07:30	JP	Jibun Bank Japan PMI Mfg	Mar P	--	47.7	--	
	07:30	JP	Jibun Bank Japan PMI Services	Mar P	--	54	--	
	08:35	EZ	ECB's De Cos Speaks in Hong Kong					
	14:00	GB	Retail Sales Inc Auto Fuel MoM	Feb	--	0.5%	--	
	14:00	GB	Retail Sales Inc Auto Fuel YoY	Feb	--	-5.1%	--	
	14:00	GB	Retail Sales Ex Auto Fuel MoM	Feb	--	0.4%	--	
	14:00	GB	Retail Sales Ex Auto Fuel YoY	Feb	--	-5.3%	--	
	15:30	DE	S&P Global/BME Germany Manufacturing PMI	Mar P	47.5	46.3	--	
	15:30	DE	S&P Global Germany Services PMI	Mar P	51.3	50.9	--	
	15:30	DE	S&P Global Germany Composite PMI	Mar P	--	50.7	--	
	16:00	EZ	S&P Global Eurozone Manufacturing PMI	Mar P	48.8	48.5	--	
	16:00	EZ	S&P Global Eurozone Composite PMI	Mar P	51.8	52	--	
	16:00	EZ	S&P Global Eurozone Services PMI	Mar P	52.5	52.7	--	
	16:15	EZ	ECB's Nagel Speaks					
	16:30	GB	S&P Global/CIPS UK Manufacturing PMI	Mar P	--	49.3	--	
	16:30	GB	S&P Global/CIPS UK Services PMI	Mar P	--	53.5	--	
	16:30	GB	S&P Global/CIPS UK Composite PMI	Mar P	--	53.1	--	
	19:30	CA	Retail Sales MoM	Jan	--	0.5%	--	
	19:30	CA	Retail Sales Ex Auto MoM	Jan	--	-0.6%	--	
	19:30	US	Durable Goods Orders	Feb P	1.7%	-4.5%	--	
	19:30	US	Durables Ex Transportation	Feb P	0.3%	0.8%	--	
	19:30	US	Cap Goods Orders Nondef Ex Air	Feb P	--	0.8%	--	
	19:30	US	Cap Goods Ship Nondef Ex Air	Feb P	--	1.1%	--	
	20:45	US	S&P Global US Manufacturing PMI	Mar P	47.3	47.3	--	
	20:45	US	S&P Global US Services PMI	Mar P	50.3	50.6	--	
	20:45	US	S&P Global US Composite PMI	Mar P	--	50.1	--	
	23:00	GB	BOE's Catherine Mann speaks on panel					
<b>Sat/25-Mar-23</b>	00:00	US	Baker Hughes U.S. Rig Count	24-Mar	--	--	--	

### EUR/USD

Interest Rate: 3.00% (EU)/ 4.50%- 4.75% (US)



RESISTANCE	1.08577	
	1.07938	
	1.07582	
SUPPORT	1.06587	
	1.05948	
	1.05592	
SUGGESTION	BUY	1.0700
	SELL	---
	S/L	1.0660
	T/P:	1.0770 1.0800

DATE	OPEN	HIGH	LOW	RANGE	CLOSE	CHANGE	PREVIOUS
Mar 20	1.06699	1.07300	1.06305	99,5	1.07225	↑ 60,4	1.06621

WEEKLY		MARCH		2023	
HIGH	LOW	HIGH	LOW	HIGH	LOW
1.07300 (20/Mar)	1.06305 (20/Mar)	1.07590 (15/Mar)	1.05153 (15/Mar)	1.10322 (02/Feb)	1.04824 (06/Jan)

*price & chart based on Valbury MT4 Platform*

### USDJPY

Interest Rate: 4.50%- 4.75% (US)/-0.10%(JP)



RESISTANCE	134.561	
	133.601	
	132.452	
SUPPORT	130.343	
	129.383	
	128.234	
SUGGESTION	BUY	----
	SELL	131.40
	S/L	132.45
	T/P:	130.35 129.40

DATE	OPEN	HIGH	LOW	RANGE	CLOSE	CHANGE	PREVIOUS
Mar 20	132.153	132.642	130.533	210,9	131.302	↓ 63,8	131.940

WEEKLY		MARCH		2023	
HIGH	LOW	HIGH	LOW	HIGH	LOW
132.642 (20/Mar)	130.533 (20/Mar)	137.905 (08/Mar)	130.533 (20/Mar)	137.905 (08/Mar)	127.217 (16/Jan)

### GBP/USD

Interest Rate: 4.00% (GB)/4.50%- 4.75% (US)



RESISTANCE	1.24358	
	1.23598	
	1.23178	
SUPPORT	1.21998	
	1.21238	
	1.20818	
SUGGESTION	BUY	1.2250
	SELL	---
	S/L	1.2200
	T/P:	1.2330 1.2380

DATE	OPEN	HIGH	LOW	RANGE	CLOSE	CHANGE	PREVIOUS
Mar 20	1.21834	1.22839	1.21659	118,0	1.22757	↑ 105,6	1.21701

WEEKLY		MARCH		2023	
HIGH	LOW	HIGH	LOW	HIGH	LOW
1.22839 (20/Mar)	1.21659 (20/Mar)	1.22839 (20/Mar)	1.18021 (08/Mar)	1.24469 (23/Jan)	1.18021 (08/Mar)

All price & chart based on Valbury MT4 Platform

### USD/CHF

Interest Rate: 4.50%- 4.75% (US)/ 1.00% (CH)



RESISTANCE	0.93913	
	0.93513	
	0.93193	
SUPPORT	0.92473	
	0.92073	
	0.91753	
SUGGESTION	BUY	---
	SELL	0.9295
	S/L	0.9335
	T/P:	0.9235 0.9215

DATE	OPEN	HIGH	LOW	RANGE	CLOSE	CHANGE	PREVIOUS
Mar 20	0.92680	0.93113	0.92393	72,0	0.92873	↑ 25,3	0.92620

WEEKLY		MARCH		2023	
HIGH	LOW	HIGH	LOW	HIGH	LOW
0.93113 (20/Mar)	0.92393 (20/Mar)	0.94377 (08/Mar)	0.90704 (13/Mar)	0.94377 (08/Mar)	0.90584 (02/Feb)



### AUD/USD

Interest Rate: 3.60% (AU)/4.50%- 4.75% (US)



RESISTANCE	0.68067	
	0.67678	
	0.67426	
SUPPORT	0.66785	
	0.66396	
	0.66144	
SUGGESTION	BUY	0.6710
	SELL	---
	S/L	0.6680
	T/P:	0.6740 0.6765

DATE	OPEN	HIGH	LOW	RANGE	CLOSE	CHANGE	PREVIOUS
Mar 20	0.67071	0.67290	0.66649	64,1	0.67173	↑ 21,6	0.66957

WEEKLY		MARCH		2023	
HIGH	LOW	HIGH	LOW	HIGH	LOW
0.67290 (20/Mar)	0.66649 (20/Mar)	0.67828 (01/Mar)	0.65633 (10/Mar)	0.71568 (02/Feb)	0.65633 (10/Mar)

All price & chart based on Valbury MT4 Platform

### NZD/USD

Interest Rate: 4.75% (NZ)/4.50%- 4.75% (US)



RESISTANCE	0.63246	
	0.63016	
	0.62741	
SUPPORT	0.62236	
	0.62006	
	0.61731	
SUGGESTION	BUY	0.6240
	SELL	---
	S/L	0.6225
	T/P:	0.6275 0.6290

DATE	OPEN	HIGH	LOW	RANGE	CLOSE	CHANGE	PREVIOUS
Mar 20	0.62687	0.62786	0.62281	50,5	0.62466	↓ 18,2	0.62648

WEEKLY		MARCH		2023	
HIGH	LOW	HIGH	LOW	HIGH	LOW
0.62786 (20/Mar)	0.62281 (20/Mar)	0.62786 (20/Mar)	0.60837 (08/Mar)	0.65372 (02/Feb)	0.60837 (08/Mar)

### USD/CAD

Interest Rate: 4.50%- 4.75% (US) / 4.50%(CA)



RESISTANCE	1.38184	
	1.37823	
	1.37228	
SUPPORT	1.36272	
	1.35911	
	1.35316	
SUGGESTION	BUY	---
	SELL	1.3675
	S/L	1.3725
	T/P:	1.3625 1.3590

DATE	OPEN	HIGH	LOW	RANGE	CLOSE	CHANGE	PREVIOUS
Mar 20	1.37209	1.37461	1.36505	95,6	1.36634	↓ 68,0	1.37314

WEEKLY		MARCH		2023	
HIGH	LOW	HIGH	LOW	HIGH	LOW
1.37461 (20/Mar)	1.36505 (20/Mar)	1.38608 (10/Mar)	1.35541 (03/Mar)	1.38608 (10/Mar)	1.32610 (02/Feb)

All price & chart based on Valbury MT4 Platform

### EURJPY

Interest Rate: 3.50%(EU) / -0.10% (JP)



RESISTANCE	144.997	
	143.369	
	142.077	
SUPPORT	139.157	
	137.529	
	136.237	
SUGGESTION	BUY	140.60
	SELL	---
	S/L	139.15
	T/P:	142.05 143.35

DATE	OPEN	HIGH	LOW	RANGE	CLOSE	CHANGE	PREVIOUS
Mar 20	141.038	141.742	138.822	292,0	140.784	↑ 8,6	140.698

WEEKLY		MARCH		2023	
HIGH	LOW	HIGH	LOW	HIGH	LOW
141.742 (20/Mar)	138.822 (20/Mar)	145.559 (02/Mar)	138.822 (20/Mar)	145.559 (02/Mar)	137.377 (03/Jan)

### GOLD (XAU/USD)



RESISTANCE	2047.50	
	2028.58	
	2003.57	
SUPPORT	1959.64	
	1940.72	
	1915.71	
SUGGESTION	BUY	1975.00
	SELL	---
	S/L	1959.00
	T/P:	2003.00 2019.00

DATE	OPEN	HIGH	LOW	RANGE	CLOSE	CHANGE	PREVIOUS
Mar 20	1977.55	2009.65	1965.72	43.93	1978.57	↑ 1.76	1976.81

WEEKLY		MARCH		2023	
HIGH	LOW	HIGH	LOW	HIGH	LOW
2009.65 (20/Mar)	1965.72 (20/Mar)	2009.65 (20/Mar)	1809.25 (08/Mar)	2009.65 (20/Mar)	1804.59 (28/Feb)

*All price & chart based on Valbury MT4 Platform*

### SILVER – XAG/USD



RESISTANCE	23.231	
	22.961	
	22.737	
SUPPORT	22.243	
	21.973	
	21.749	
SUGGESTION	BUY	22.45
	SELL	---
	S/L	22.25
	T/P:	22.75 22.95

DATE	OPEN	HIGH	LOW	RANGE	CLOSE	CHANGE	PREVIOUS
Mar 20	22.383	22.692	22.198	0.494	22.512	↑ 0.081	22.431

WEEKLY		MARCH		2023	
HIGH	LOW	HIGH	LOW	HIGH	LOW
22.692 (20/Mar)	22.198 (20/Mar)	22.692 (20/Mar)	19.878 (10/Mar)	24.611 (02/Feb)	19.878 (10/Mar)



## OIL WTI – CL-MAY/USD

(Exp. 18 April 2023)



DATE	OPEN	HIGH	LOW	RANGE	CLOSE	CHANGE	PREVIOUS
Mar 20	66.87	67.89	64.38	3.51	67.79	↑ 1.28	66.51

WEEKLY		MARCH		2023	
HIGH	LOW	HIGH	LOW	HIGH	LOW
67.89 (20/Mar)	64.38 (20/Mar)	80.94 (07/Mar)	64.38 (20/Mar)	82.67 (18/Jan)	64.38 (20/Mar)

*All price & chart based on Valbury MT4 Platform*

PT. Valbury Asia Futures

## Disclaimer

All contents of this report have been prepared by the Research Dept. of Valbury Asia Futures and are provided solely for informational purpose. We have taken reasonable measures to ensure the accuracy of the report, however, do not guarantee its accuracy and will not accept liability for any consequential loss or damage which may arise directly or indirectly from any use of the report.

Published by RESEARCH DEPARTMENT – PT VALBURY ASIA FUTURES  
Menara Karya 9th Floor, Jl. HR Rasuna Said Blok X-5 Kav. 1-2 Jakarta 12950 Indonesia  
Phone : +6221-25533777, Email: [research@valbury.com](mailto:research@valbury.com)