








Daily Outlook

GLOBAL MARKETS & ECONOMIES | WEEKLY ECONOMIC INDICATORS | CURRENCIES | PRECIOUS METAL | O I L |

Counter	News	Trend	Support	Resistance
 EURUSD	EURUSD – Harga turun setelah USD ditutup menguat terhadap sejumlah mata uang utama pada hari Senin, diperdagangkan dalam kisaran sempit, menjelang serangkaian pertemuan bank sentral minggu ini yang dipimpin oleh Federal Reserve, yang kemungkinan akan menaikkan suku bunga sebesar 75 basis poin (bps). <i>Resistance di 1.0047, support di 0.9984</i>	↑	0.9984	1.0047
 USDJPY	USDJPY – Harga yen melemah terhadap USD yang naik menjelang serangkaian pertemuan bank sentral minggu ini yang dipimpin oleh Federal Reserve yang kemungkinan akan menaikkan suku bunga sebesar 75 bps untuk mengatasi inflasi yang sangat tinggi. Fokus hari ini pada rilis data inflasi Jepang. <i>Resistance 143.70, support 142.70</i>	↑	142.70	143.70
 USDCHF	USDCHF – Harga naik setelah USD ditutup menguat terhadap sejumlah mata uang utama pada hari Senin, diperdagangkan dalam kisaran sempit, menjelang serangkaian pertemuan bank sentral minggu ini yang dipimpin oleh Federal Reserve, yang kemungkinan akan menaikkan suku bunga sebesar 75 basis poin (bps). <i>Resistance utama 0.9680, support 0.9611</i>	↑	0.9611	0.9680
 GBPUSD	GBPUSD – Harga turun setelah USD ditutup menguat terhadap sejumlah mata uang utama pada hari Senin, diperdagangkan dalam kisaran sempit, menjelang serangkaian pertemuan bank sentral minggu ini yang dipimpin oleh Federal Reserve, yang kemungkinan akan menaikkan suku bunga sebesar 75 basis poin (bps). <i>Resistance utama 1.1463, support 1.1376</i>	↓	1.1376	1.1463
 AUDUSD	AUDUSD – Harga turun setelah USD naik menjelang serangkaian pertemuan bank sentral minggu ini yang dipimpin oleh Federal Reserve yang kemungkinan akan menaikkan suku bunga sebesar 75 bps untuk mengatasi inflasi yang sangat tinggi. Fokus hari ini pada rilis risalah dari pertemuan Reserve Bank of Australia (RBA) untuk petunjuk tentang kenaikan suku bunga ke depannya. <i>Resistance 0.6749, support 0.6687</i>	↓	0.6687	0.6749
 XAUUSD	XAUUSD – Harga emas melemah kembali ke level terendah dalam 29 bulan karena dolar dan imbal hasil Treasury AS menguat di tengah ekspektasi Federal Reserve AS akan memutuskan kenaikan suku bunga yang besar dalam pertemuan kebijakan minggu ini. <i>Resistance 1683.76, support 1663.48</i>	↓	1663.48	1683.76
 CLc1 (WTI)	Oil – Harga minyak sedikit lebih tinggi dalam perdagangan yang fluktuatif, karena kekhawatiran pasokan yang ketat melebihi kekhawatiran bahwa permintaan global dapat melambat karena penguatan dolar dan kemungkinan kenaikan besar pada suku bunga. <i>Resistance 86.69, support 82.57</i>	↓	82.57	86.69

ECONOMIC INDICATORS

DATE	WIB	CTY	INDICATORS	PER	ACTUAL	FORECAST	PREV.	REV.
Mon/19-Sep-22	05:10	AU	RBA's Kearns-Speech					
	05:30	NZ	Performance Services Index	Aug	58.6	--	51.2	52.7
		All	JP Bank Holiday (Respect for the Aged Day)					
		All	GB Bank Holiday					
	06:01	GB	Rightmove House Prices MoM	Sep		--	-1.3%	--
	06:01	GB	Rightmove House Prices YoY	Sep		--	8.2%	--
	15:30	HK	Unemployment Rate SA	Aug	4.1%	4.1%	4.3%	--
	16:00	EZ	ECB's Guindos Speaks					
	16:00	EZ	ECB's Holzmann Speaks at Event on Euro					
	16:00	EZ	Construction Output MoM	Jul	0.27%	--	-1.3%	-1.16%
	16:00	EZ	Construction Output YoY	Jul	1.5%	--	0.1%	1.3%
	19:30	CA	Industrial Product Price MoM	Aug	-1.2%	0.2%	-2.1%	-2.5%
	19:45	EZ	ECB's Villeroy speaks					
21:00	US	NAHB Housing Market Index	Sep	46	47	49	--	
Tue/20-Sep-22	06:30	JP	Natl CPI YoY	Aug		2.9%	2.6%	--
	06:30	JP	Natl CPI Ex Fresh Food YoY	Aug		2.7%	2.4%	--
	06:30	JP	Natl CPI Ex Fresh Food, Energy YoY	Aug		1.5%	1.2%	--
	08:30	AU	RBA Minutes of Sept. Policy Meeting					
	13:00	DE	PPI MoM	Aug		--	5.3%	--
	13:00	DE	PPI YoY	Aug		--	37.2%	--
	13:00	CH	Exports Real MoM	Aug		--	-2.9%	--
	13:00	CH	Imports Real MoM	Aug		--	-3.4%	--
	15:00	EZ	ECB's Muller Speaks					
	15:00	EZ	ECB Current Account SA	Jul		--	4.2b	--
	19:30	CA	CPI NSA MoM	Aug		-0.1%	0.1%	--
	19:30	CA	CPI YoY	Aug		7.2%	7.6%	--
	19:30	CA	Consumer Price Index	Aug		--	153.1	--
	19:30	CA	CPI Core- Common YoY%	Aug		--	5.5%	--
	19:30	CA	CPI Core- Median YoY%	Aug		--	5%	--
	19:30	CA	CPI Core- Trim YoY%	Aug		--	5.4%	--
	19:30	US	Building Permits	Aug		1621k	1674k	--
19:30	US	Building Permits MoM	Aug		-3.8%	-1.3%	--	
19:30	US	Housing Starts	Aug		1460k	1446k	--	
19:30	US	Housing Starts MoM	Aug		1%	-9.6%	--	
Wed/21-Sep-22	07:30	AU	Westpac Leading Index MoM	Aug		--	-0.15%	--
	09:00	AU	RBA's Bullock-Speech					
	14:00	EZ	ECB's Guindos Speaks					
	21:00	US	Existing Home Sales	Aug		4.70m	4.81m	--
	21:00	US	Existing Home Sales MoM	Aug		-2.3%	-5.9%	--
	21:30	US	DOE U.S. Crude Oil Inventories	16-Sep		--	2442k	--
	21:30	US	DOE Cushing OK Crude Inventory	16-Sep		--	-135k	--
	21:30	US	DOE U.S. Gasoline Inventories	16-Sep		--	-1768k	--
	21:30	US	DOE U.S. Distillate Inventory	16-Sep		--	4219k	--
	21:30	US	DOE U.S. Refinery Utilization	16-Sep		--	0.6%	--
Thu/22-Sep-22	N/A	JP	BOJ Policy Balance Rate	22-Sep		--	-0.1%	--
	N/A	JP	BOJ 10-Yr Yield Target	22-Sep		--	0.0%	--
	01:00	US	FOMC Rate Decision (Lower Bound)	21-Sep		3%	2.25%	--
	01:00	US	FOMC Rate Decision (Upper Bound)	21-Sep		3.25%	2.5%	--
	01:00	US	Interest on Reserve Balances Rate	22-Sep		--	2.4%	--
	01:30	US	Fed Chair Holds Press Conference Following FOMC Meeting					
	04:00	NZ	Westpac Consumer Confidence	3Q		--	78.7	--
	05:45	NZ	Trade Balance NZD	Aug		--	-1092m	--
	05:45	NZ	Trade Balance 12 Mth YTD NZD	Aug		--	-11640m	--
	05:45	NZ	Exports NZD	Aug		--	6.68b	--
	05:45	NZ	Imports NZD	Aug		--	7.77b	--
	14:30	CH	SNB Policy Rate	22-Sep		0.50%	-0.25%	--
	14:30	CH	SNB Sight Deposit Interest Rate	22-Sep		--	-0.25%	--
	15:00	EZ	ECB Publishes Economic Bulletin					
	15:30	HK	BoP Current Account Balance	2Q		--	\$78.51b	--
	15:30	HK	CPI Composite YoY	Aug		2%	1.9%	--
	15:30	HK	BoP Overall	2Q		--	-\$52.49b	--
18:00	GB	Bank of England Bank Rate	22-Sep		2.25%	1.75%	--	
19:30	US	Current Account Balance	2Q		-\$258.4b	-\$291.4b	--	

	19:30	US	Initial Jobless Claims	17-Sep		--	213k	--
	19:30	US	Continuing Claims	10-Sep		--	1403k	--
	21:00	EZ	Consumer Confidence	Sep P		-24.6	-24.9	--
	21:00	US	Leading Index	Aug		0.0%	-0.4%	--
Fri/23-Sep-22	06:00	AU	S&P Global Australia PMI Composite	Sep P		--	50.2	--
	06:00	AU	S&P Global Australia PMI Services	Sep P		--	50.2	--
	06:00	AU	S&P Global Australia PMI Mfg	Sep P		--	53.8	--
	06:01	GB	GfK Consumer Confidence	Sep		--	-44	--
	All	JP	Bank Holiday (Autumnal Equinox Day)					
	14:30	DE	S&P Global/BME Germany Manufacturing PMI	Sep P		--	49.1	--
	14:30	DE	S&P Global Germany Services PMI	Sep P		--	47.7	--
	14:30	DE	S&P Global Germany Composite PMI	Sep P		46.4	46.9	--
	15:00	EZ	ECB's Kazaks Speaks					
	15:00	EZ	S&P Global Eurozone Manufacturing PMI	Sep P		49.1	49.6	--
	15:00	EZ	S&P Global Eurozone Services PMI	Sep P		49.2	49.8	--
	15:00	EZ	S&P Global Eurozone Composite PMI	Sep P		48.2	48.9	--
	15:30	GB	S&P Global/CIPS UK Manufacturing PMI	Sep P		--	47.3	--
	15:30	GB	S&P Global/CIPS UK Services PMI	Sep P		--	50.9	--
	15:30	GB	S&P Global/CIPS UK Composite PMI	Sep P		--	49.6	--
	19:30	CA	Retail Sales MoM	Jul		-2%	1.1%	--
	19:30	CA	Retail Sales Ex Auto MoM	Jul		-1.1%	0.8%	--
	20:45	US	S&P Global US Manufacturing PMI	Sep P		51.3	51.5	--
	20:45	US	S&P Global US Services PMI	Sep P		45	43.7	--
	20:45	US	S&P Global US Composite PMI	Sep P		--	44.6	--
Sat/24-Sep-22	00:00	US	Baker Hughes U.S. Rig Count	23-Sep		--	--	--
	01:00	US	Powell Gives Opening Remarks at Fed Listens Event					

EUR/USD

Interest Rate: 0.50% (EU)/2.25%-2.50% (US)



RESISTANCE	1.01107	
	1.00696	
	1.00477	
SUPPORT	0.99847	
	0.99436	
	0.99217	
SUGGESTION	BUY	1.0015
	SELL	---
	S/L	0.9985
	T/P:	1.0070 1.0090

DATE	OPEN	HIGH	LOW	RANGE	CLOSE	CHANGE	PREVIOUS
Sep 19	1.00196	1.00284	0.99654	63,0	1.00259	↑ 12,6	1.00133

WEEKLY		SEPTEMBER		2022	
HIGH	LOW	HIGH	LOW	HIGH	LOW
1.00284 (19/Sep)	0.99654 (19/Sep)	1.01969 (12/Sep)	0.98631 (06/Sep)	1.14941 (10/Feb)	0.98631 (06/Sep)

All price & chart based on Valbury MT4 Platform

USDJPY

Interest Rate: 2.25%-2.50% (US)/-0.10% (JP)



RESISTANCE	144.701	
	144.168	
	143.702	
SUPPORT	142.703	
	142.170	
	141.704	
SUGGESTION	BUY	143.15
	SELL	---
	S/L	142.70
	T/P:	143.70 144.15

DATE	OPEN	HIGH	LOW	RANGE	CLOSE	CHANGE	PREVIOUS
Sep 19	142.845	143.635	142.636	99,9	143.237	↑ 34,3	142.894

WEEKLY		SEPTEMBER		2022	
HIGH	LOW	HIGH	LOW	HIGH	LOW
143.635 (19/Sep)	142.636 (19/Sep)	144.980 (07/Sep)	139.016 (01/Sep)	144.980 (07/Sep)	113.463 (24/Jan)

GBP/USD

Interest Rate: 1.25% (GB)/ 2.25%-2.50% (US)



RESISTANCE	1.15506	
	1.14960	
	1.14635	
SUPPORT	1.13764	
	1.13218	
	1.12893	
SUGGESTION	BUY	---
	SELL	1.1440
	S/L	1.1480
	T/P:	1.1370 1.1340

DATE	OPEN	HIGH	LOW	RANGE	CLOSE	CHANGE	PREVIOUS
Sep 19	1.14280	1.14415	1.13544	87,1	1.14309	↑ 6,3	1.14246

WEEKLY		SEPTEMBER		2022	
HIGH	LOW	HIGH	LOW	HIGH	LOW
1.14415 (19/Sep)	1.13544 (19/Sep)	1.17371 (13/Sep)	1.13497 (16/Sep)	1.37477 (13/Jan)	1.13497 (16/Sep)

All price & chart based on Valbury MT4 Platform

USD/CHF

Interest Rate: 2.25%-2.50% (US)/ -0.25% (CH)



RESISTANCE	0.97498	
	0.97221	
	0.96804	
SUPPORT	0.96110	
	0.95833	
	0.95416	
SUGGESTION	BUY	0.9630
	SELL	---
	S/L	0.9600
	T/P:	0.9685 0.9700

DATE	OPEN	HIGH	LOW	RANGE	CLOSE	CHANGE	PREVIOUS
Sep 19	0.96377	0.96944	0.96250	69,4	0.96387	↓ 5,4	0.96441

WEEKLY		SEPTEMBER		2022	
HIGH	LOW	HIGH	LOW	HIGH	LOW
0.96944 (19/Sep)	0.96250 (19/Sep)	0.98686 (07/Sep)	0.94786 (13/Sep)	1.00634 (16/May)	0.90908 (13/Jan)

AUD/USD

Interest Rate: 2.35% (AU)/ 2.25%-2.50% (US)



RESISTANCE	0.68113	
	0.67722	
	0.67496	
SUPPORT	0.66879	
	0.66488	
	0.66262	
SUGGESTION	BUY	---
	SELL	0.6730
	S/L	0.6750
	T/P:	0.6690 0.6670

DATE	OPEN	HIGH	LOW	RANGE	CLOSE	CHANGE	PREVIOUS
Sep 19	0.67288	0.67331	0.66714	61,7	0.67270	↑ 7,4	0.67196

WEEKLY		SEPTEMBER		2022	
HIGH	LOW	HIGH	LOW	HIGH	LOW
0.67331 (19/Sep)	0.66714 (19/Sep)	0.69152 (13/Sep)	0.66690 (16/Sep)	0.76603 (05/Apr)	0.66690 (16/Sep)

All price & chart based on Valbury MT4 Platform

NZD/USD

Interest Rate: 3.00% (NZ)/ 2.25%-2.50% (US)



RESISTANCE	0.60694	
	0.60353	
	0.59968	
SUPPORT	0.59242	
	0.58901	
	0.58516	
SUGGESTION	BUY	---
	SELL	0.5960
	S/L	0.5990
	T/P:	0.5925 0.5895

DATE	OPEN	HIGH	LOW	RANGE	CLOSE	CHANGE	PREVIOUS
Sep 19	0.59925	0.60012	0.59286	72,6	0.59583	↓ 33,4	0.59917

WEEKLY		SEPTEMBER		2022	
HIGH	LOW	HIGH	LOW	HIGH	LOW
0.60012 (19/Sep)	0.59286 (19/Sep)	0.61603 (13/Sep)	0.59286 (19/Sep)	0.70331 (05/Apr)	0.59286 (19/Sep)

USD/CAD

Interest Rate: 2.25%-2.50% (US)/ 3.25% (CA)



RESISTANCE	1.34114	
	1.33772	
	1.33126	
SUPPORT	1.32138	
	1.31796	
	1.31150	
SUGGESTION	BUY	1.3245
	SELL	---
	S/L	1.3210
	T/P:	1.3310 1.3345

DATE	OPEN	HIGH	LOW	RANGE	CLOSE	CHANGE	PREVIOUS
Sep 19	1.32610	1.33430	1.32442	98,8	1.32481	↓ 19,3	1.32674

WEEKLY		SEPTEMBER		2022	
HIGH	LOW	HIGH	LOW	HIGH	LOW
1.33430 (19/Sep)	1.32442 (19/Sep)	1.33430 (19/Sep)	1.29526 (13/Sep)	1.33430 (19/Sep)	1.24016 (05/Apr)

All price & chart based on Valbury MT4 Platform

EURJPY

Interest Rate: 0.50% (EU)/-0.10% (JP)



RESISTANCE	144.708	
	144.160	
	143.886	
SUPPORT	143.064	
	142.516	
	142.242	
SUGGESTION	BUY	143.55
	SELL	---
	S/L	143.30
	T/P:	143.90 144.15

DATE	OPEN	HIGH	LOW	RANGE	CLOSE	CHANGE	PREVIOUS
Sep 19	143.140	143.613	142.791	82,2	143.612	↑ 50,6	143.106

WEEKLY		SEPTEMBER		2022	
HIGH	LOW	HIGH	LOW	HIGH	LOW
143.613 (19/Sep)	142.791 (19/Sep)	145.629 (12/Sep)	138.682 (05/Sep)	145.629 (12/Sep)	124.384 (07/Mar)

GOLD (XAU/USD)



RESISTANCE	1704.04	
	1691.92	
	1683.76	
SUPPORT	1663.48	
	1651.36	
	1643.20	
SUGGESTION	BUY	---
	SELL	1677.00
	S/L	1683.00
	T/P:	1663.00 1657.00

DATE	OPEN	HIGH	LOW	RANGE	CLOSE	CHANGE	PREVIOUS
Sep 19	1678.07	1679.81	1659.53	20.28	1675.60	↑ 2.25	1673.35

WEEKLY		SEPTEMBER		2022	
HIGH	LOW	HIGH	LOW	HIGH	LOW
1679.81 (19/Sep)	1659.53 (19/Sep)	1734.97 (12/Sep)	1653.96 (16/Sep)	2070.27 (08/Mar)	1653.96 (16/Sep)

All price & chart based on Valbury MT4 Platform

SILVER – XAG/USD



RESISTANCE	20.147	
	19.889	
	19.713	
SUPPORT	19.279	
	19.021	
	18.845	
SUGGESTION	BUY	---
	SELL	19.55
	S/L	19.70
	T/P:	19.30 19.15

DATE	OPEN	HIGH	LOW	RANGE	CLOSE	CHANGE	PREVIOUS
Sep 19	19.558	19.631	19.197	0.434	19.538	↑ 0.026	19.512

WEEKLY		SEPTEMBER		2022	
HIGH	LOW	HIGH	LOW	HIGH	LOW
19.631 (19/Sep)	19.197 (19/Sep)	19.989 (12/Sep)	17.536 (01/Sep)	26.927 (08/Mar)	17.536 (01/Sep)

OIL WTI – CL-NOV/USD
(Exp. 18 Oktober 2022)



RESISTANCE	90.81	
	88.35	
	86.69	
SUPPORT	82.57	
	80.11	
	78.45	
SUGGESTION	BUY	---
	SELL	85.25
	S/L	86.70
	T/P:	82.55 81.10

DATE	OPEN	HIGH	LOW	RANGE	CLOSE	CHANGE	PREVIOUS
Sep 19	84.82	85.89	81.77	4.12	85.04	↑ 0.02	85.02

WEEKLY		SEPTEMBER		2022	
HIGH	LOW	HIGH	LOW	HIGH	LOW
85.89 (19/Sep)	81.77 (19/Sep)	90.39 (05/Sep)	81.21 (08/Sep)	130.57 (07/Mar)	74.27 (03/Jan)

All price & chart based on Valbury MT4 Platform

PT. Valbury Asia Futures

Disclaimer

All contents of this report have been prepared by the Research Dept. of Valbury Asia Futures and are provided solely for informational purpose. We have taken reasonable measures to ensure the accuracy of the report, however, do not guarantee its accuracy and will not accept liability for any consequential loss or damage which may arise directly or indirectly from any use of the report.

Published by RESEARCH DEPARTMENT – PT VALBURY ASIA FUTURES
Menara Karya 9th Floor, Jl. HR Rasuna Said Blok X-5 Kav. 1-2 Jakarta 12950 Indonesia
Phone : +6221-25533777, Email: research@valbury.com