








Daily Outlook

GLOBAL MARKETS & ECONOMIES | WEEKLY ECONOMIC INDICATORS | CURRENCIES | PRECIOUS METAL | O I L |

Counter	News	Trend	Support	Resistance
 EURUSD	EURUSD – Harga naik setelah USD ditutup melemah pada hari Jumat karena penurunan lebih lanjut pada saham Credit Suisse dan First Republic Bank mengguncang pasar karena ketakutan akan penularan dan meningkatnya kekhawatiran bahwa resesi akan terjadi karena dampak kebijakan moneter yang lebih ketat. Resistance utama di 1.0694, support di 1.0619	↑	1.0619	1.0694
 USDJPY	USDJPY – Harga yen menguat terhadap USD yang turun pada hari Jumat karena penurunan lebih lanjut pada saham Credit Suisse dan First Republic Bank mengguncang pasar yang takut akan penyebarannya dan meningkatkan kekhawatiran bahwa resesi akan terjadi di masa depan karena dampak pengetatan kebijakan moneter. Fokus minggu ini pada keputusan kebijakan suku bunga oleh Federal Reserve. Resistance 133.21, support 131.10	↓	131.10	133.21
 USDCHF	USDCHF – Harga turun setelah USD ditutup melemah pada hari Jumat karena penurunan lebih lanjut pada saham Credit Suisse dan First Republic Bank mengguncang pasar karena ketakutan akan penularan dan meningkatnya kekhawatiran bahwa resesi akan terjadi karena dampak kebijakan moneter yang lebih ketat. Resistance utama 0.9294, support 0.9234	↓	0.9234	0.9294
 GBPUSD	GBPUSD – Harga naik setelah USD ditutup melemah pada hari Jumat karena penurunan lebih lanjut pada saham Credit Suisse dan First Republic Bank mengguncang pasar karena ketakutan akan penularan dan meningkatnya kekhawatiran bahwa resesi akan terjadi karena dampak kebijakan moneter yang lebih ketat. Resistance utama 1.2212, support 1.2114	↑	1.2114	1.2212
 AUDUSD	AUDUSD – Harga naik karena sentimen risiko yang lebih tinggi dan USD turun pada hari Jumat karena penurunan lebih lanjut pada saham Credit Suisse dan First Republic Bank mengguncang pasar yang takut akan penyebarannya dan meningkatkan kekhawatiran bahwa resesi akan terjadi di masa depan karena dampak pengetatan kebijakan moneter. Fokus minggu ini pada keputusan kebijakan suku bunga oleh Federal Reserve. Resistance 0.6730, support 0.6655	↑	0.6655	0.6730
 XAUUSD	XAUUSD – Harga emas naik lebih dari 2% pada hari Jumat karena gelombang krisis perbankan mengguncang pasar global dan menempatkan emas di jalur untuk kenaikan mingguan terbesar dalam tiga tahun sementara taruhan diperkuat untuk Federal Reserve yang kurang agresif dalam pertarungannya terhadap inflasi. Resistance 2003.57, support 1934.10	↑	1934.10	2003.57
 CLc1 (WTI)	OIL – Harga minyak ditutup lebih rendah pada hari Jumat membalikkan kenaikan awal lebih dari \$1 per barel karena kekhawatiran krisis di sektor perbankan menyebabkan harga mencapai penurunan mingguan terbesar dalam beberapa bulan. Resistance 69.09, support 64.69	↓	64.69	69.09

ECONOMIC INDICATORS

DATE	WIB	CT Y	INDICATORS	PER	ACTUAL	FORECAST	PREV.	REV.
Mon/13-Mar-23	04:30	NZ	Performance Services Index	Feb	55.8	--	54.5	54.7
	06:50	JP	BSI Large Manufacturing QoQ	1Q	-10.5%	--	-3.6	--
	06:50	JP	BSI Large All Industry QoQ	1Q		--	0.7	--
Tue/14-Mar-23	01:05	GB	BOE's Dhingra speaks					
	06:30	AU	Westpac Consumer Conf SA MoM	Mar	0.0%	--	-6.9%	--
	06:30	AU	Westpac Consumer Conf Index	Mar	78.5	--	78.5	--
	07:30	AU	NAB Business Confidence	Feb	-4	0	6	--
	07:30	AU	NAB Business Conditions	Feb	17	21	18	--
	14:00	GB	Payrolled Employees Monthly Change	Feb	98k	--	42k	--
	14:00	GB	Claimant Count Rate	Feb	-11.2k	--	3.9%	-30.3k
	14:00	GB	Jobless Claims Change	Feb		--	-12.9k	--
	14:00	GB	Average Weekly Earnings 3M/YoY	Jan	5.7%	5.7%	6%	--
	14:00	GB	Weekly Earnings ex Bonus 3M/YoY	Jan	6.5%	6.6%	6.7%	--
	14:00	GB	ILO Unemployment Rate 3Mths	Jan	3.7%	3.8%	3.7%	--
	14:00	GB	Employment Change 3M/3M	Jan	65k	52k	74k	--
	14:30	CH	Producer & Import Prices YoY	Feb	2.7%	--	3.3%	--
	14:30	CH	Producer & Import Prices MoM	Feb	-0.2%	--	0.7%	--
	15:30	HK	PPI YoY	4Q		--	0.4%	--
	15:30	HK	Industrial Production YoY	4Q	-0.1%	--	-0.6%	-0.5%
	17:00	US	NFIB Small Business Optimism	Feb	90.9	--	90.3	--
	19:30	CA	Manufacturing Sales MoM	Jan	4.1%	3.9%	-2.1%	--
	19:30	US	CPI MoM	Feb	0.4%	0.4%	0.5%	--
	19:30	US	CPI Ex Food and Energy MoM	Feb	0.5%	0.4%	0.4%	--
19:30	US	CPI YoY	Feb	6%	6.0%	6.4%	--	
19:30	US	CPI Ex Food and Energy YoY	Feb	5.5%	5.5%	5.6%	--	
19:30	US	CPI Index NSA	Feb	300.84	300.86	299.17	--	
19:30	US	CPI Core Index SA	Feb	301	--	302.702	--	
19:30	US	Real Avg Hourly Earning YoY	Feb		--	-1.8%	--	
19:30	US	Real Avg Weekly Earnings YoY	Feb		--	-1.5%	--	
Wed/15-Mar-23	N/A	GB	UK Chancellor Presents Spring Budget to Parliament					
	04:20	US	Fed's Bowman Speaks at Community Bankers Event in Hawaii					
	04:45	NZ	BoP Current Account Balance NZD	4Q	NZ\$-9.458b	NZ\$-7.640b	NZ\$-10.205b	NZ\$-11.400b
	04:45	NZ	Current Account GDP Ratio YTD	4Q	-8.9%	-8.3%	-7.9%	-8.5%
	06:50	JP	BOJ Minutes of Jan. Meeting					
	09:00	CN	Industrial Production YTD YoY	Feb	2.4%	2.6%	1.3%	--
	09:00	CN	Retail Sales YTD YoY	Feb	3.5%	3.5%	-1.8%	--
	09:00	CN	Surveyed Jobless Rate	Feb	5.6%	5.3%	5.5%	--
	17:00	EZ	Industrial Production SA MoM	Jan	0.7%	0.4%	-1.1%	-1.3%
	17:00	EZ	Industrial Production WDA YoY	Jan	0.9%	0.2%	-1.7%	-2%
	19:15	CA	Housing Starts	Feb	244k	220k	215.4k	216.5k
	19:30	GB	UK Chancellor of the Exchequer Jeremy Hunt's annual budget					
	19:30	US	PPI Final Demand MoM	Feb	-0.1%	0.3%	0.7%	0.3%
	19:30	US	PPI Ex Food and Energy MoM	Feb	0.0%	0.4%	0.5%	0.1%
	19:30	US	PPI Ex Food, Energy, Trade MoM	Feb	0.2%	0.3%	0.6%	0.5%
	19:30	US	PPI Final Demand YoY	Feb	4.6%	5.4%	6%	5.7%
	19:30	US	PPI Ex Food and Energy YoY	Feb	4.4%	5.2%	5.4%	5%
	19:30	US	PPI Ex Food, Energy, Trade YoY	Feb	4.4%	--	4.5%	4.4%
	19:30	US	Empire Manufacturing	Mar	-24.6	-8	-5.8	--
	19:30	US	Retail Sales Advance MoM	Feb	-0.4%	-0.3%	3%	3.2%
	19:30	US	Retail Sales Ex Auto MoM	Feb	-0.1%	-0.1%	2.3%	2.4%
	19:30	US	Retail Sales Ex Auto and Gas	Feb	0.0%	--	2.6%	2.8%
	19:30	US	Retail Sales Control Group	Feb	0.5%	-0.3%	1.7%	2.3%
	20:00	CA	Existing Home Sales MoM	Feb		--	-3%	--
	20:45	DE	Current Account Balance	Jan	€16.2b	--	€24.3b	€25.6b
	21:00	US	Business Inventories	Jan	-0.1%	0.0%	0.3%	--
	21:30	US	DOE U.S. Crude Oil Inventories	10-Mar	1550k	1188k	-1694k	--
21:30	US	DOE Cushing OK Crude Inventory	10-Mar	-1916k	--	-890k	--	
21:30	US	DOE U.S. Gasoline Inventories	10-Mar	-2061k	-1820k	-1134k	--	
21:30	US	DOE U.S. Distillate Inventory	10-Mar	-2537k	-1172k	138k	--	
21:30	US	DOE U.S. Refinery Utilization	10-Mar	2.2%	0.3%	0.2%	--	
Thu/16-Mar-23	04:45	NZ	GDP SA QoQ	4Q	-0.6%	-0.2%	2%	1.7%
	04:45	NZ	GDP YoY	4Q	2.2%	3.3%	6.4%	--
	06:50	JP	Imports YoY	Feb	8.3%	12.2%	17.8%	17.5%
	06:50	JP	Trade Balance	Feb	¥-897.7b	¥-1069.4b	¥-	¥-

							3496.6b	3498.6b
	06:50	JP	Trade Balance Adjusted	Feb	¥-1190b	¥-1427.2b	1821.3b	--
	06:50	JP	Exports YoY	Feb	6.5%	7.1%	3.5%	--
	06:50	JP	Core Machine Orders MoM	Jan	9.5%	1.8%	1.6%	--
	06:50	JP	Core Machine Orders YoY	Jan	4.5%	-3.5%	-6.6%	--
	07:00	AU	Consumer Inflation Expectation	Mar	5%	--	5.1%	--
	07:30	AU	Employment Change	Feb	64.6k	48.5k	-11.5k	-10.95k
	07:30	AU	Unemployment Rate	Feb	3.5%	3.6%	3.7%	--
	07:30	AU	Full Time Employment Change	Feb	74.9k	--	-43.3k	-42.4k
	07:30	AU	Part Time Employment Change	Feb	-10.3k	--	31.8k	31.4k
	07:30	AU	Participation Rate	Feb	66.6%	66.6%	66.5%	--
	11:30	JP	Industrial Production MoM	Jan F	-5.3%	-4.6%	0.3%	--
	11:30	JP	Industrial Production YoY	Jan F	-3.1%	--	-2.3%	-2.4%
	15:00	CH	SECO March Economic Forecasts					
	15:30	HK	Unemployment Rate SA	Feb	3.3%	--	3.4%	--
	18:00	GB	UK OBR briefs on budget					
	19:30	CA	Wholesale Trade Sales MoM	Jan	2.4%	3%	-0.7%	--
	19:30	US	Initial Jobless Claims	11-Mar	192k	205k	211k	212k
	19:30	US	Import Price Index MoM	Feb	-0.1%	-0.2%	-0.2%	-0.4%
	19:30	US	Import Price Index ex Petroleum MoM	Feb	--	--	0.2%	--
	19:30	US	Import Price Index YoY	Feb	-1.1%	--	0.8%	0.9%
	19:30	US	Export Price Index MoM	Feb	0.2%	-0.1%	0.8%	0.5%
	19:30	US	Continuing Claims	4-Mar	1684k	1715k	1718k	1713k
	19:30	US	Export Price Index YoY	Feb	-0.8%	--	2.3%	2.2%
	19:30	US	Housing Starts	Feb	1450k	1310k	1309k	1321k
	19:30	US	Building Permits	Feb	1524k	1340k	1339k	--
	19:30	US	Housing Starts MoM	Feb	9.8%	0.1%	-4.5%	-2%
	19:30	US	Building Permits MoM	Feb	13.8%	0.8%	0.1%	--
	19:30	US	Philadelphia Fed Business Outlook	Mar	-23.2	-15.6	-24.3	--
	20:15	EZ	ECB Main Refinancing Rate	16-Mar	3.5%	3.5%	3.00%	--
	20:15	EZ	ECB Marginal Lending Facility	16-Mar	3.75%	--	3.25%	--
	20:15	EZ	ECB Deposit Facility Rate	16-Mar	3%	3%	2.50%	--
	20:45	EZ	ECB President Christine Lagarde Holds Press Conference					
Fri/17-Mar-23	N/A	EZ	OECD Publishes Interim Economic Outlook					
	16:30	GB	BOE releases Ipsos inflation attitudes survey					
	16:30	GB	BoE/Ipsos Inflation Next 12 Mths	Feb	3.9%	--	4.8%	--
	17:00	EZ	Labour Costs YoY	4Q	5.7%	--	2.9%	3.7%
	17:00	EZ	CPI MoM	Feb F	0.8%	0.8%	-0.2%	--
	17:00	EZ	CPI YoY	Feb F	8.5%	8.5%	8.6%	--
	17:00	EZ	CPI Core YoY	Feb F	5.6%	5.6%	5.6%	--
	19:30	CA	Industrial Product Price MoM	Feb	-0.8%	--	0.4%	0.3%
	20:15	US	Industrial Production MoM	Feb	0.0%	0.2%	0.0%	0.3%
	20:15	US	Manufacturing (SIC) Production	Feb	0.1%	-0.2%	1%	1.3%
	21:00	US	U. of Mich. Sentiment	Mar P	63.4	67	67	--
	21:00	US	U. of Mich. Current Conditions	Mar P	66.4	70	70.7	--
	21:00	US	U. of Mich. Expectations	Mar P	61.5	64.5	64.7	--
	21:00	US	U. of Mich. 1 Yr Inflation	Mar P	3.8%	--	4.1%	--
	21:00	US	U. of Mich. 5-10 Yr Inflation	Mar P	2.8%	--	2.9%	--
Sat/18-Mar-23	00:00	US	Baker Hughes U.S. Rig Count	17-Mar	754	--	746	--

DATE	WIB	CT Y	INDICATORS	PER	ACTUAL	FORECAST	PREV.	REV.
Mon/20-Mar-23	05:05	AU	RBA's Kent-Speech					
	07:01	GB	Rightmove House Prices MoM	Mar		--	0.0%	--
	07:01	GB	Rightmove House Prices YoY	Mar		--	3.9%	--
	14:00	DE	PPI MoM	Feb		--	-1%	--
	14:00	DE	PPI YoY	Feb		--	17.8%	--
	17:00	EZ	Trade Balance SA	Jan		--	-18.1b	--
	17:00	EZ	Trade Balance NSA	Jan		--	-8.8b	--
Tue/21-Mar-23	04:45	NZ	Imports NZD	Feb		--	7.42b	--
	04:45	NZ	Exports NZD	Feb		--	5.47b	--
	04:45	NZ	Trade Balance NZD	Feb		--	-1954m	--
	04:45	NZ	Trade Balance 12 Mth YTD NZD	Feb		--	-15477m	--
	All	JP	Bank Holiday (Vernal Equinox)					
	07:30	AU	RBA Minutes of March Policy Meeting					
	14:00	CH	Exports Real MoM	Feb		--	2.5%	--
	14:00	CH	Imports Real MoM	Feb		--	0.2%	--
	15:00	CH	KOF Institute Spring Economic Forecast					
	15:30	HK	BoP Overall	4Q		--	\$138.39b	--

	15:30	HK	BoP Current Account Balance	4Q		--	\$115.84b	--
	17:00	EZ	ZEW Survey Expectations	Mar		--	29.7	--
	17:00	EZ	Construction Output MoM	Jan		--	-2.5%	--
	17:00	EZ	Construction Output YoY	Jan		--	-1.3%	--
	17:00	DE	ZEW Survey Expectations	Mar		17.5	28.1	--
	17:00	DE	ZEW Survey Current Situation	Mar		-50	-45.1	--
	19:30	CA	CPI NSA MoM	Feb		--	0.5%	--
	19:30	CA	CPI YoY	Feb		--	5.9%	--
	19:30	CA	Consumer Price Index	Feb		--	153.9	--
	19:30	CA	CPI Core- Median YoY%	Feb		--	5%	--
	19:30	CA	CPI Core- Trim YoY%	Feb		--	5.1%	--
	19:30	EZ	ECB's Lagarde, Villeroy Speak					
	19:30	US	Philadelphia Fed Non-Manufacturing Activity	Mar		--	3.2	--
	21:00	US	FOMC Begins Two-Day Meeting					
	21:00	US	Existing Home Sales	Feb		4.15m	4.00m	--
	21:00	US	Existing Home Sales MoM	Feb		3.8%	-0.7%	--
Wed/22-Mar-23	03:00	NZ	Westpac Consumer Confidence	1Q		--	75.6	--
	06:30	AU	Westpac Leading Index MoM	Feb		--	-0.08%	--
	13:00	JP	Machine Tool Orders YoY	Feb F		--	-10.7%	--
	14:00	GB	CPIH YoY	Feb		--	8.8%	--
	14:00	GB	CPI MoM	Feb		--	-0.6%	--
	14:00	GB	CPI YoY	Feb		9.9%	10.1%	--
	14:00	GB	CPI Core YoY	Feb		--	5.8%	--
	14:00	GB	Retail Price Index	Feb		--	360.3	--
	14:00	GB	RPI MoM	Feb		--	0.0%	--
	14:00	GB	RPI YoY	Feb		--	13.4%	--
	14:00	GB	RPI Ex Mort Int.Payments (YoY)	Feb		--	12.6%	--
	14:00	GB	PPI Output NSA MoM	Feb		--	0.5%	--
	14:00	GB	PPI Output NSA YoY	Feb		--	13.5%	--
	14:00	GB	PPI Input NSA MoM	Feb		--	-0.1%	--
	14:00	GB	PPI Input NSA YoY	Feb		--	14.1%	--
	15:45	EZ	ECB's Lagarde Speaks					
	16:00	EZ	ECB Current Account SA	Jan		--	15.9b	--
	16:30	EZ	ECB's Lane Speaks					
	16:30	GB	House Price Index YoY	Jan		--	9.8%	--
	18:30	EZ	ECB's Rehn Speaks					
	19:00	EZ	ECB's Wunsch Speaks					
	20:45	EZ	ECB's Panetta Speaks					
	21:30	US	DOE U.S. Crude Oil Inventories	17-Mar		--	1550k	--
	21:30	US	DOE Cushing OK Crude Inventory	17-Mar		--	-1916k	--
	21:30	US	DOE U.S. Gasoline Inventories	17-Mar		--	-2061k	--
	21:30	US	DOE U.S. Distillate Inventory	17-Mar		--	-2537k	--
	21:30	US	DOE U.S. Refinery Utilization	17-Mar		--	2.2%	--
	23:45	EZ	ECB's Nagel Speaks					
Thu/23-Mar-23	00:30	CA	Bank of Canada Releases Summary of Deliberations					
	01:00	US	FOMC Rate Decision (Upper Bound)	22-Mar		5.00%	4.75%	--
	01:00	US	FOMC Rate Decision (Lower Bound)	22-Mar		4.75%	4.50%	--
	01:00	US	Interest on Reserve Balances Rate	23-Mar		5.15%	4.65%	--
	01:30	US	Fed Chair Holds Press Conference Following FOMC Meeting					
	15:30	HK	CPI Composite YoY	Feb		--	2.4%	--
	15:30	CH	SNB Policy Rate	23-Mar		--	1.00%	--
	15:40	EZ	ECB's Stournaras speaks					
	17:00	EZ	ECB's Holzmann Speaks					
	19:00	GB	Bank of England Bank Rate	23-Mar		4.25%	4.00%	--
	19:30	US	Current Account Balance	4Q		-\$213.2b	-\$217.1b	--
	19:30	US	Initial Jobless Claims	18-Mar		--	192k	--
	19:30	US	Continuing Claims	11-Mar		--	1684k	--
	21:00	US	New Home Sales	Feb		650k	670k	--
	21:00	US	New Home Sales MoM	Feb		-3%	7.2%	--
	22:00	EZ	Consumer Confidence	Mar P		-18.9	-19	--
	22:00	GB	BOE's Catherine Mann speaks					
	23:00	EZ	ECB's Lane Speaks					
Fri/24-Mar-23	N/A	DE	Germany Sovereign Rating to be reviewed by S&P					
	05:00	AU	Judo Bank Australia PMI Composite	Mar P		--	50.6	--
	05:00	AU	Judo Bank Australia PMI Mfg	Mar P		--	50.5	--
	05:00	AU	Judo Bank Australia PMI Services	Mar P		--	50.7	--
	06:30	JP	Natl CPI YoY	Feb		3.3%	4.3%	--
	06:30	JP	Natl CPI Ex Fresh Food YoY	Feb		3.1%	4.2%	--
	06:30	JP	Natl CPI Ex Fresh Food, Energy YoY	Feb		3.4%	3.2%	--
	07:01	GB	GfK Consumer Confidence	Mar		--	-38	--
	07:30	JP	Jibun Bank Japan PMI Composite	Mar P		--	51.1	--

	07:30	JP	Jibun Bank Japan PMI Mfg	Mar P		--	47.7	--
	07:30	JP	Jibun Bank Japan PMI Services	Mar P		--	54	--
	08:35	EZ	ECB's De Cos Speaks in Hong Kong					
	14:00	GB	Retail Sales Inc Auto Fuel MoM	Feb		--	0.5%	--
	14:00	GB	Retail Sales Inc Auto Fuel YoY	Feb		--	-5.1%	--
	14:00	GB	Retail Sales Ex Auto Fuel MoM	Feb		--	0.4%	--
	14:00	GB	Retail Sales Ex Auto Fuel YoY	Feb		--	-5.3%	--
	15:30	DE	S&P Global/BME Germany Manufacturing PMI	Mar P			47.5	46.3
	15:30	DE	S&P Global Germany Services PMI	Mar P			51.3	50.9
	15:30	DE	S&P Global Germany Composite PMI	Mar P		--	50.7	--
	16:00	EZ	S&P Global Eurozone Manufacturing PMI	Mar P			48.8	48.5
	16:00	EZ	S&P Global Eurozone Composite PMI	Mar P			51.8	52
	16:00	EZ	S&P Global Eurozone Services PMI	Mar P			52.5	52.7
	16:15	EZ	ECB's Nagel Speaks					
	16:30	GB	S&P Global/CIPS UK Manufacturing PMI	Mar P		--	49.3	--
	16:30	GB	S&P Global/CIPS UK Services PMI	Mar P		--	53.5	--
	16:30	GB	S&P Global/CIPS UK Composite PMI	Mar P		--	53.1	--
	19:30	CA	Retail Sales MoM	Jan		--	0.5%	--
	19:30	CA	Retail Sales Ex Auto MoM	Jan		--	-0.6%	--
	19:30	US	Durable Goods Orders	Feb P		1.7%	-4.5%	--
	19:30	US	Durables Ex Transportation	Feb P		0.3%	0.8%	--
	19:30	US	Cap Goods Orders Nondef Ex Air	Feb P		--	0.8%	--
	19:30	US	Cap Goods Ship Nondef Ex Air	Feb P		--	1.1%	--
	20:45	US	S&P Global US Manufacturing PMI	Mar P			47.3	47.3
	20:45	US	S&P Global US Services PMI	Mar P			50.3	50.6
	20:45	US	S&P Global US Composite PMI	Mar P		--	50.1	--
	23:00	GB	BOE's Catherine Mann speaks on panel					
Sat/25-Mar-23	00:00	US	Baker Hughes U.S. Rig Count	24-Mar		--	--	--

EUR/USD

Interest Rate: 3.00% (EU)/ 4.50%- 4.75% (US)



RESISTANCE	1.07703	
	1.07274	
	1.06947	
SUPPORT	1.06191	
	1.05762	
	1.05435	
SUGGESTION	BUY	1.0650
	SELL	---
	S/L	1.0610
	T/P:	1.0705 1.0730

DATE	OPEN	HIGH	LOW	RANGE	CLOSE	CHANGE	PREVIOUS
Mar 17	1.06119	1.06844	1.06088	75,6	1.06621	↑ 49,5	1.06126

WEEKLY		MARCH		2023	
HIGH	LOW	HIGH	LOW	HIGH	LOW
1.07590 (15/Mar)	1.05153 (15/Mar)	1.07590 (15/Mar)	1.05153 (15/Mar)	1.10322 (02/Feb)	1.04824 (06/Jan)

price & chart based on Valbury MT4 Platform

USDJPY

Interest Rate: 4.50%- 4.75% (US)/-0.10%(JP)



RESISTANCE	135.320	
	134.487	
	133.213	
SUPPORT	131.106	
	130.273	
	128.999	
SUGGESTION	BUY	---
	SELL	132.15
	S/L	133.20
	T/P:	131.10 130.25

DATE	OPEN	HIGH	LOW	RANGE	CLOSE	CHANGE	PREVIOUS
Mar 17	133.570	133.653	131.546	210,7	131.940	↓ 163,7	133.577

WEEKLY		MARCH		2023	
HIGH	LOW	HIGH	LOW	HIGH	LOW
135.105 (15/Mar)	131.546 (17/Mar)	137.905 (08/Mar)	131.546 (17/Mar)	137.905 (08/Mar)	127.217 (16/Jan)

GBP/USD

Interest Rate: 4.00% (GB)/4.50%- 4.75% (US)



RESISTANCE	1.23116	
	1.22556	
	1.22129	
SUPPORT	1.21142	
	1.20582	
	1.20155	
SUGGESTION	BUY	1.2150
	SELL	---
	S/L	1.2105
	T/P:	1.2220 1.2250

DATE	OPEN	HIGH	LOW	RANGE	CLOSE	CHANGE	PREVIOUS
Mar 17	1.21088	1.21997	1.21010	98,7	1.21701	↑ 58,9	1.21112

WEEKLY		MARCH		2023	
HIGH	LOW	HIGH	LOW	HIGH	LOW
1.22027 (14/Mar)	1.20093 (15/Mar)	1.22027 (14/Mar)	1.18021 (08/Mar)	1.24469 (23/Jan)	1.18021 (08/Mar)

All price & chart based on Valbury MT4 Platform

USD/CHF

Interest Rate: 4.50%- 4.75% (US)/ 1.00% (CH)



RESISTANCE	0.93553	
	0.93273	
	0.92947	
SUPPORT	0.92341	
	0.92061	
	0.91735	
SUGGESTION	BUY	---
	SELL	0.9270
	S/L	0.9305
	T/P:	0.9215 0.9195

DATE	OPEN	HIGH	LOW	RANGE	CLOSE	CHANGE	PREVIOUS
Mar 17	0.92902	0.92994	0.92388	60,6	0.92620	↓ 29,9	0.92919

WEEKLY		MARCH		2023	
HIGH	LOW	HIGH	LOW	HIGH	LOW
0.93398 (16/Mar)	0.90704 (13/Mar)	0.94377 (08/Mar)	0.90704 (13/Mar)	0.94377 (08/Mar)	0.90584 (02/Feb)

AUD/USD

Interest Rate: 3.60% (AU)/4.50%- 4.75% (US)



RESISTANCE	0.68046	
	0.67642	
	0.67300	
SUPPORT	0.66554	
	0.66150	
	0.65808	
SUGGESTION	BUY	0.6690
	SELL	---
	S/L	0.6655
	T/P:	0.6730 0.6765

DATE	OPEN	HIGH	LOW	RANGE	CLOSE	CHANGE	PREVIOUS
Mar 17	0.66537	0.67239	0.66493	74,6	0.66957	↑ 42,0	0.66537

WEEKLY		MARCH		2023	
HIGH	LOW	HIGH	LOW	HIGH	LOW
0.67239 (17/Mar)	0.65890 (15/Mar)	0.67828 (01/Mar)	0.65633 (10/Mar)	0.71568 (02/Feb)	0.65633 (10/Mar)

All price & chart based on Valbury MT4 Platform

NZD/USD

Interest Rate: 4.75% (NZ)/4.50%- 4.75% (US)



RESISTANCE	0.63886	
	0.63323	
	0.62986	
SUPPORT	0.62086	
	0.61523	
	0.61186	
SUGGESTION	BUY	0.6255
	SELL	---
	S/L	0.6210
	T/P:	0.6300 0.6330

DATE	OPEN	HIGH	LOW	RANGE	CLOSE	CHANGE	PREVIOUS
Mar 17	0.61900	0.62761	0.61861	90,0	0.62648	↑ 74,8	0.61900

WEEKLY		MARCH		2023	
HIGH	LOW	HIGH	LOW	HIGH	LOW
0.62761 (17/Mar)	0.61390 (16/Mar)	0.62761 (17/Mar)	0.60837 (08/Mar)	0.65372 (02/Feb)	0.60837 (08/Mar)

USD/CAD

Interest Rate: 4.50%- 4.75% (US) / 4.50%(CA)



RESISTANCE	1.38725	
	1.38224	
	1.37769	
SUPPORT	1.36813	
	1.36312	
	1.35857	
SUGGESTION	BUY	---
	SELL	1.3735
	S/L	1.3775
	T/P:	1.3680 1.3640

DATE	OPEN	HIGH	LOW	RANGE	CLOSE	CHANGE	PREVIOUS
Mar 17	1.37206	1.37723	1.36767	95,6	1.37314	↑ 10,8	1.37206

WEEKLY		MARCH		2023	
HIGH	LOW	HIGH	LOW	HIGH	LOW
1.38132 (15/Mar)	1.36506 (14/Mar)	1.38608 (10/Mar)	1.35541 (03/Mar)	1.38608 (10/Mar)	1.32610 (02/Feb)

All price & chart based on Valbury MT4 Platform

EURJPY

Interest Rate: 3.50%(EU) / -0.10% (JP)



RESISTANCE	143.936	
	143.070	
	141.884	
SUPPORT	139.832	
	138.966	
	137.780	
SUGGESTION	BUY	---
	SELL	140.85
	S/L	141.90
	T/P:	139.85 138.95

DATE	OPEN	HIGH	LOW	RANGE	CLOSE	CHANGE	PREVIOUS
Mar 17	141.730	142.204	140.152	205,2	140.698	↓ 103,1	141.729

WEEKLY		MARCH		2023	
HIGH	LOW	HIGH	LOW	HIGH	LOW
144.956 (15/Mar)	139.117 (16/Mar)	145.559 (02/Mar)	139.117 (16/Mar)	145.559 (02/Mar)	137.377 (03/Jan)

GOLD (XAU/USD)



RESISTANCE	2073.04	
	2030.34	
	2003.57	
SUPPORT	1934.10	
	1891.40	
	1864.63	
SUGGESTION	BUY	1972.00
	SELL	---
	S/L	1934.00
	T/P:	2003.00 2030.00

DATE	OPEN	HIGH	LOW	RANGE	CLOSE	CHANGE	PREVIOUS
Mar 17	1919.53	1987.63	1918.16	69.47	1976.81	↑ 57.64	1919.17

WEEKLY		MARCH		2023	
HIGH	LOW	HIGH	LOW	HIGH	LOW
1987.63 (17/Mar)	1871.40 (13/Mar)	1987.63 (17/Mar)	1809.25 (08/Mar)	1987.63 (17/Mar)	1804.59 (28/Feb)

All price & chart based on Valbury MT4 Platform

SILVER – XAG/USD



RESISTANCE	23.737	
	23.158	
	22.795	
SUPPORT	21.853	
	21.274	
	20.911	
SUGGESTION	BUY	22.35
	SELL	---
	S/L	21.85
	T/P:	22.80 23.15

DATE	OPEN	HIGH	LOW	RANGE	CLOSE	CHANGE	PREVIOUS
Mar 17	21.693	22.580	21.638	0.942	22.431	↑ 0.764	21.667

WEEKLY		MARCH		2023	
HIGH	LOW	HIGH	LOW	HIGH	LOW
22.580 (17/Mar)	20.565 (13/Mar)	22.580 (17/Mar)	19.878 (10/Mar)	24.611 (02/Feb)	19.878 (10/Mar)

OIL WTI – CL-MAY/USD

(Exp. 18 April 2023)



DATE	OPEN	HIGH	LOW	RANGE	CLOSE	CHANGE	PREVIOUS
Mar 17 (CL-MAY)	68.45	69.84	65.44	4.40	66.51	↓ 1.91	68.42
Mar 17 (CL-APRIL)	68.28	69.66	65.24	4.42	66.30	↓ 1.97	68.27

WEEKLY		MARCH		2023	
HIGH	LOW	HIGH	LOW	HIGH	LOW
77.47 (13/Mar)	65.24 (17/Mar)	80.94 (07/Mar)	65.24 (17/Mar)	82.67 (18/Jan)	65.24 (17/Mar)

All price & chart based on Valbury MT4 Platform

PT. Valbury Asia Futures

Disclaimer

All contents of this report have been prepared by the Research Dept. of Valbury Asia Futures and are provided solely for informational purpose. We have taken reasonable measures to ensure the accuracy of the report, however, do not guarantee its accuracy and will not accept liability for any consequential loss or damage which may arise directly or indirectly from any use of the report.

Published by RESEARCH DEPARTMENT – PT VALBURY ASIA FUTURES
Menara Karya 9th Floor, Jl. HR Rasuna Said Blok X-5 Kav. 1-2 Jakarta 12950 Indonesia
Phone : +6221-25533777, Email: research@valbury.com