








## Daily Outlook

GLOBAL MARKETS & ECONOMIES | WEEKLY ECONOMIC INDICATORS | CURRENCIES | PRECIOUS METAL | O I L |

Counter	News	Trend	Support	Resistance
 <b>EURUSD</b>	<b>EURUSD</b> – Harga naik setelah USD ditutup melemah pada perdagangan hari Kamis dalam perdagangan yang berombak, karena serangkaian data terus menunjukkan bahwa ekonomi AS melambat setelah beberapa kenaikan suku bunga yang besar dan kuat dari Federal Reserve, dengan pasar mengantisipasi jeda pengetatan tahun ini. Resistance di 1.0874, support di 1.0759	↑	1.0759	1.0874
 <b>USDJPY</b>	<b>USDJPY</b> – Harga yen menguat karena ekspektasi bahwa Bank of Japan (BOJ) pada akhirnya akan beralih dari kebijakan moneter yang sangat longgar serta USD turun karena sejumlah data terus menunjukkan bahwa ekonomi AS melambat setelah beberapa kenaikan suku bunga yang besar dan kuat dari Federal Reserve dengan pasar mengantisipasi jeda dalam pengetatan kebijakan tahun ini. Resistance 128.91, support 127.83	↓	127.83	128.91
 <b>USDCHF</b>	<b>USDCHF</b> – Harga turun setelah USD ditutup melemah pada perdagangan hari Kamis dalam perdagangan yang berombak, karena serangkaian data terus menunjukkan bahwa ekonomi AS melambat setelah beberapa kenaikan suku bunga yang besar dan kuat dari Federal Reserve, dengan pasar mengantisipasi jeda pengetatan tahun ini. Resistance utama 0.9204, support 0.9136	↓	0.9136	0.9204
 <b>GBPUSD</b>	<b>GBPUSD</b> – Harga naik setelah USD ditutup melemah pada perdagangan hari Kamis dalam perdagangan yang berombak, karena serangkaian data terus menunjukkan bahwa ekonomi AS melambat setelah beberapa kenaikan suku bunga yang besar dan kuat dari Federal Reserve, dengan pasar mengantisipasi jeda pengetatan tahun ini. Resistance utama 1.2417, support 1.2333	↑	1.2333	1.2417
 <b>AUDUSD</b>	<b>AUDUSD</b> – Harga turun setelah penurunan data pekerjaan Australia yang lebih rendah dari ekspektasi pada bulan Desember namun harga didukung oleh pelemahan USD karena sejumlah data terus menunjukkan bahwa ekonomi AS melambat setelah beberapa kenaikan suku bunga yang besar dan kuat dari Federal Reserve dengan pasar mengantisipasi jeda dalam pengetatan kebijakan tahun ini. Resistance 0.6948, support 0.6872	↑	0.6872	0.6948
 <b>XAUUSD</b>	<b>XAUUSD</b> – Harga emas naik lebih dari 1% pada hari Kamis didukung oleh dolar yang melemah dan meningkatnya permintaan atas emas sebagai safe-haven karena sejumlah data menunjukkan ekonomi AS melemah dan komentar hawkish dari pejabat Federal Reserve memicu kekhawatiran resesi. Resistance 1944.42, support 1910.22	↑	1910.22	1944.42
 <b>CLc1 (WTI)</b>	<b>Oil</b> – Harga minyak ditutup naik sebesar 1% pada hari Kamis, ditengah meningkatnya permintaan dari China sementara pasar mengabaikan peningkatan besar dalam persediaan minyak mentah AS. Resistance 82.07, support 79.05	↑	79.05	82.07

### ECONOMIC INDICATORS

DATE	WIB	CT Y	INDICATORS	PER	ACTUAL	FORECAST	PREV.	REV.
Mon/16-Jan-23	06:50	JP	PPI YoY	Dec	10.2%	9.5%	9.3%	9.7%
	06:50	JP	PPI MoM	Dec	0.5%	0.3%	0.6%	0.8%
	07:00	AU	Melbourne Institute Inflation MoM	Dec	0.2%	--	1%	--
	07:00	AU	Melbourne Institute Inflation YoY	Dec	--	--	5.9%	--
	13:00	JP	Machine Tool Orders YoY	Dec P	1%	--	-7.7%	--
	20:30	CA	Manufacturing Sales MoM	Nov	0%	0.5%	2.4%	--
	All	US	<b>Bank Holiday (Martin Luther King, Jr Day)</b>					
	21:00	CA	Existing Home Sales MoM	Dec		--	-3.3%	--
	22:00	GB	BOE's Bailey and Sam Woods testify on financial stability					
	22:30	CA	BoC Overall Business Outlook Survey	4Q		--	1.7	--
Tue/17-Jan-23	06:30	AU	Westpac Consumer Conf SA MoM	Jan	5%	--	3%	--
	06:30	AU	Westpac Consumer Conf Index	Jan	84.3	--	80.3	--
	09:00	CN	Industrial Production YoY	Dec	1.3%	0.2%	2.2%	--
	09:00	CN	Industrial Production YTD YoY	Dec	3%	3.8%	3%	--
	09:00	CN	Retail Sales YoY	Dec	-1.8%	-8.6%	-5.9%	--
	09:00	CN	Retail Sales YTD YoY	Dec	-0.25%	-0.7%	-0.09%	--
	09:00	CN	Surveyed Jobless Rate	Dec	5.5%	5.8%	5.7%	--
	09:00	CN	GDP YoY	4Q	2.9%	1.8%	3.9%	--
	09:00	CN	GDP SA QoQ	4Q	0.0%	-0.8%	3.9%	--
	09:00	CN	GDP YTD YoY	4Q	3%	2.7%	3%	--
	14:00	DE	CPI MoM	Dec F	-0.8%	-0.8%	-0.5%	--
	14:00	DE	CPI YoY	Dec F	8.6%	8.6%	10%	--
	14:00	DE	CPI EU Harmonized MoM	Dec F	-1.2%	-1.2%	0.0%	--
	14:00	DE	CPI EU Harmonized YoY	Dec F	9.6%	9.6%	11.3%	--
	14:00	GB	Payrolled Employees Monthly Change	Dec	19.7k	--	107k	16.1k
	14:00	GB	Claimant Count Rate	Dec	3.7%	3.7%	3.7%	--
	14:00	GB	Jobless Claims Change	Dec	27k	5k	27k	--
	14:00	GB	Average Weekly Earnings 3M/YoY	Nov	6.4%	6.2%	6.2%	--
	14:00	GB	Weekly Earnings ex Bonus 3M/YoY	Nov	6.4%	6.3%	6.1%	--
	14:00	GB	ILO Unemployment Rate 3Mths	Nov	3.7%	3.7%	3.7%	--
	14:00	GB	Employment Change 3M/3M	Nov	27k	5k	27k	--
	14:30	EZ	ECB's Centeno Speaks at WEF					
	17:00	EZ	ZEW Survey Expectations	Jan	16.7	--	-23.6	--
	17:00	DE	ZEW Survey Expectations	Jan	16.9	-15	-23.3	--
	17:00	DE	ZEW Survey Current Situation	Jan	-58.6	-58	-61.4	--
	20:15	CA	Housing Starts	Dec	248.6k	257.5k	264.2k	263k
	20:30	CA	CPI NSA MoM	Dec	-0.6%	-0.5%	0.1%	--
	20:30	CA	CPI YoY	Dec	6.3%	6.4%	6.8%	--
	20:30	CA	Consumer Price Index	Dec		--	154	--
	20:30	CA	CPI Core- Median YoY%	Dec	5%	--	5%	--
	20:30	CA	CPI Core- Trim YoY%	Dec	5.3%	--	5.3%	--
	20:30	US	Empire Manufacturing	Jan	-32.9	-9	-11.2	--
	Wed/18-Jan-23	N/A	JP	BOJ CPI Current Forecast	1Q		--	2.9%
N/A		JP	BOJ CPI Current Forecast +1	1Q		--	1.6%	--
N/A		JP	BOJ CPI Current Forecast +2	1Q		--	1.6%	--
N/A		JP	BOJ GDP Current Forecast	1Q		--	2%	--
N/A		JP	BOJ GDP Current Forecast +1	1Q		--	1.9%	--
N/A		JP	BOJ GDP Current Forecast +2	1Q		--	1.5%	--
03:00		US	Fed's Williams Gives Welcoming Remarks					
06:50		JP	Core Machine Orders MoM	Nov	-8.3%	-0.9%	5.4%	--
06:50		JP	Core Machine Orders YoY	Nov	-3.7%	2.4%	0.4%	--
10:00		JP	BOJ Policy Balance Rate	18-Jan	-0.1%	--	-0.1%	--
10:00		JP	BOJ 10-Yr Yield Target	18-Jan	0.0%	--	0.0%	--
11:30		JP	Industrial Production MoM	Nov F	0.2%	-0.1%	-3.2%	--
11:30		JP	Industrial Production YoY	Nov F	-0.9%	--	3.8%	--
14:00		GB	CPIH YoY	Dec		--	9.3%	--
14:00		GB	CPI MoM	Dec	0.4%	0.4%	0.4%	--
14:00		GB	CPI YoY	Dec	10.5%	10.5%	10.7%	--
14:00		GB	CPI Core YoY	Dec	6.3%	6.2%	6.3%	--
14:00		GB	Retail Price Index	Dec		--	358.3	--
14:00		GB	RPI MoM	Dec	0.6%	0.7%	0.6%	--
14:00		GB	RPI YoY	Dec	13.4%	13.6%	14%	--
14:00		GB	RPI Ex Mort Int.Payments (YoY)	Dec		--	13.5%	--
16:15	EZ	ECB's Villeroy Speaks at WEF						
16:30	GB	House Price Index YoY	Nov	10.3%	10.4%	12.6%	--	
17:00	EZ	Construction Output MoM	Nov	-0.81%	--	1.3%	1%	
17:00	EZ	Construction Output YoY	Nov	1.3%	--	2.2%	1.9%	

	17:00	EZ	CPI MoM	Dec F	-0.4%	-0.3%	-0.1%	--
	17:00	EZ	CPI YoY	Dec F	9.2%	9.2%	10.1%	--
	17:00	EZ	CPI Core YoY	Dec F	5.2%	5.2%	5%	--
	19:15	EZ	ECB's Villeroy Speaks at WEF					
	20:30	CA	Industrial Product Price MoM	Dec	-1.1%	-0.3%	-0.4%	--
	20:30	CA	Raw Materials Price Index MoM	Dec	-3.1%	--	-0.8%	--
	20:30	US	Retail Sales Advance MoM	Dec	-1.1%	-0.8%	-0.6%	--
	20:30	US	Retail Sales Ex Auto MoM	Dec	-1.1%	-0.4%	-0.2%	--
	20:30	US	Retail Sales Ex Auto and Gas	Dec	-0.7%	-0.1%	-0.2%	-0.5%
	20:30	US	Retail Sales Control Group	Dec	-0.7%	-0.3%	-0.2%	--
	20:30	US	PPI Final Demand MoM	Dec	-0.5%	-0.1%	0.3%	0.2%
	20:30	US	PPI Ex Food and Energy MoM	Dec	0.1%	0.1%	0.4%	0.2%
	20:30	US	PPI Ex Food, Energy, Trade MoM	Dec		0.2%	0.3%	--
	20:30	US	PPI Final Demand YoY	Dec	6.2%	6.8%	7.4%	7.3%
	20:30	US	PPI Ex Food and Energy YoY	Dec	5.5%	5.7%	6.2%	--
	20:30	US	PPI Ex Food, Energy, Trade YoY	Dec		--	4.9%	--
	21:00	US	Fed's Bostic Makes Welcoming Remarks at Academic Conference					
	21:15	US	Industrial Production MoM	Dec	-0.7%	-0.1%	-0.2%	-0.6%
	21:15	US	Manufacturing (SIC) Production	Dec	-1.3%	-0.3%	-0.6%	-1.1%
	21:15	US	Capacity Utilization	Dec	78.8%	79.6%	79.7%	79.4%
	22:00	US	Business Inventories	Nov	0.4%	0.4%	0.3%	0.2%
	22:00	US	NAHB Housing Market Index	Jan	35	31	31	--
<b>Thu/19-Jan-23</b>	02:00	US	Federal Reserve Releases Beige Book					
	02:00	US	Fed's Harker Discusses the Economic Outlook					
	04:00	US	Net Long-term TIC Flows	Nov	\$171.5b	--	\$67.8b	--
	04:00	US	Total Net TIC Flows	Nov	\$213.1b	--	\$179.9b	--
	05:00	US	Fed's Logan Gives Speech in Austin					
	06:50	JP	Trade Balance	Dec	¥-1448.5b	¥-1652.8b	¥-2027.4b	¥-2029b
	06:50	JP	Trade Balance Adjusted	Dec	¥--1720b	¥-1630.6b	¥-1732.3b	¥--1780b
	06:50	JP	Exports YoY	Dec	11.5%	10.1%	20%	--
	06:50	JP	Imports YoY	Dec	20.6%	22.4%	30.3%	--
	07:00	AU	Consumer Inflation Expectation	Jan	5.6%	--	5.2%	--
	07:01	GB	RICS House Price Balance	Dec	-42%	-30%	-25%	-26%
	07:30	AU	Full Time Employment Change	Dec	17.6k	--	34.2k	33.2k
	07:30	AU	Employment Change	Dec	-14.6k	22.5k	64.0k	58.2k
	07:30	AU	RBA FX Transactions Market	Dec		--	A\$672m	--
	07:30	AU	Participation Rate	Dec	66.6%	66.8%	66.8%	--
	07:30	AU	Part Time Employment Change	Dec	-32.2k	--	29.8k	25k
	07:30	AU	Unemployment Rate	Dec	3.5%	3.4%	3.4%	3.5%
	15:30	HK	Unemployment Rate SA	Dec	3.5%	--	3.7%	--
	16:00	EZ	ECB Current Account SA	Nov	€13.41b	--	€-0.4b	€-4.5b
	16:30	GB	Bank of England Bank Liabilities/Credit Conditions Surveys					
	17:30	EZ	ECB's Lagarde Speaks at WEF					
	19:30	EZ	ECB Publishes Account of December 2022 Policy Meeting					
	20:30	CA	Wholesale Trade Sales MoM	Nov	0.5%	1.9%	1.9%	--
	20:30	US	Building Permits	Dec	1330k	1370k	1351k	--
	20:30	US	Building Permits MoM	Dec	-1.6%	1.4%	-10.6%	--
	20:30	US	Philadelphia Fed Business Outlook	Jan	-8.9	-11	-13.8	-13.7
	20:30	US	Housing Starts	Dec	1382k	1359k	1427k	1401k
	20:30	US	Housing Starts MoM	Dec	-1.4%	-5.4%	-0.5%	-1.8%
	20:30	US	Initial Jobless Claims	14-Jan	190k	214k	205k	--
	20:30	US	Continuing Claims	7-Jan	1647k	1660k	1634k	1630k
	21:00	EZ	ECB's Knot Speaks at WEF					
	21:00	US	Fed's Collins Speaks at Housing Conference					
	23:00	US	DOE U.S. Crude Oil Inventories	13-Jan	8408k	-593k	18962k	--
	23:00	US	DOE Cushing OK Crude Inventory	13-Jan	3646k	--	2511k	--
	23:00	US	DOE U.S. Gasoline Inventories	13-Jan	3483k	2529k	4114k	--
	23:00	US	DOE U.S. Distillate Inventory	13-Jan	-1939k	122k	-1069k	--
	23:00	US	DOE U.S. Refinery Utilization	13-Jan	1.2%	3.8%	4.5%	--
<b>Fri/20-Jan-23</b>	00:00	EZ	ECB's Schnabel Speaks					
	01:15	US	Fed's Brainard Discusses the Economic Outlook					
	04:30	NZ	BusinessNZ Manufacturing PMI	Dec		--	47.4	--
	06:30	JP	Natl CPI YoY	Dec		4%	3.8%	--
	06:30	JP	Natl CPI Ex Fresh Food YoY	Dec		4%	3.7%	--
	06:30	JP	Natl CPI Ex Fresh Food, Energy YoY	Dec		3.1%	2.8%	--
	06:35	US	Fed's Williams Speaks at Event in New York					
	07:01	GB	GfK Consumer Confidence	Jan		--	-42	--
	14:00	DE	PPI MoM	Dec		-1.1%	-3.9%	--
	14:00	DE	PPI YoY	Dec		21.7%	28.2%	--

	14:00	GB	Retail Sales Inc Auto Fuel MoM	Dec		--	-0.4%	--
	14:00	GB	Retail Sales Inc Auto Fuel YoY	Dec		--	-5.9%	--
	14:00	GB	Retail Sales Ex Auto Fuel MoM	Dec		--	-0.3%	--
	14:00	GB	Retail Sales Ex Auto Fuel YoY	Dec		--	-5.9%	--
	15:30	HK	CPI Composite YoY	Dec		2%	1.8%	--
	17:00	EZ	ECB's Lagarde Speaks at WEF					
	20:30	CA	Retail Sales MoM	Nov		--	1.4%	--
	20:30	CA	Retail Sales Ex Auto MoM	Nov		--	1.7%	--
	21:00	US	Fed's Harker Discusses the Economic Outlook					
	22:00	US	Existing Home Sales	Dec		3.96m	4.09m	--
	22:00	US	Existing Home Sales MoM	Dec		-3.2%	-7.7%	--
<b>Sat/21-Jan-23</b>	01:00	US	Baker Hughes U.S. Rig Count	20-Jan		--	--	--
	01:00	US	Fed's Waller Speaks at the Council on Foreign Relations					

### EUR/USD

Interest Rate: 2.50% (EU) / 4.25% - 4.50% (US)



RESISTANCE	1.09097	
	1.08743	
	1.08522	
SUPPORT	1.07947	
	1.07593	
	1.07372	
SUGGESTION	BUY	1.0825
	SELL	---
	S/L	1.0795
	T/P:	1.0875 1.0895

DATE	OPEN	HIGH	LOW	RANGE	CLOSE	CHANGE	PREVIOUS
Jan 19	1.07929	1.08390	1.07815	57,5	1.08300	↑ 37,2	1.07928

WEEKLY		JANUARY		2023	
HIGH	LOW	HIGH	LOW	HIGH	LOW
1.08866 (18/Jan)	1.07654 (18/Jan)	1.08866 (18/Jan)	1.04824 (06/Jan)	1.08866 (18/Jan)	1.04824 (06/Jan)

All price & chart based on Valbury MT4 Platform

### USDJPY

Interest Rate: 4.25% - 4.50% (US) / -0.10% (JP)



RESISTANCE	130.001	
	129.420	
	128.916	
SUPPORT	127.831	
	127.250	
	126.746	
SUGGESTION	BUY	---
	SELL	128.45
	S/L	128.90
	T/P:	127.85 127.40

DATE	OPEN	HIGH	LOW	RANGE	CLOSE	CHANGE	PREVIOUS
Jan 19	128.721	128.838	127.753	108,5	128.413	↓ 30,4	128.717

WEEKLY		JANUARY		2023	
HIGH	LOW	HIGH	LOW	HIGH	LOW
131.572 (18/Jan)	127.217 (16/Jan)	134.766 (06/Jan)	127.217 (16/Jan)	134.766 (06/Jan)	127.217 (16/Jan)



### GBP/USD

Interest Rate: 3.50% (GB) / 4.25% - 4.50% (US)



RESISTANCE	1.25020	
	1.24491	
	1.24179	
SUPPORT	1.23338	
	1.22809	
	1.22497	
SUGGESTION	BUY	1.2375
	SELL	---
	S/L	1.2330
	T/P:	1.2445 1.2475

DATE	OPEN	HIGH	LOW	RANGE	CLOSE	CHANGE	PREVIOUS
Jan 19	1.23457	1.23963	1.23122	84,1	1.23866	↑ 40,9	1.23457

WEEKLY		JANUARY		2023	
HIGH	LOW	HIGH	LOW	HIGH	LOW
1.24348 (18/Jan)	1.21685 (17/Jan)	1.24348 (18/Jan)	1.18401 (06/Jan)	1.24348 (18/Jan)	1.18401 (06/Jan)

All price & chart based on Valbury MT4 Platform

### USD/CHF

Interest Rate: 4.25% - 4.50% (US) / 1.00% (CH)



RESISTANCE	0.92205	
	0.92046	
	0.91783	
SUPPORT	0.91361	
	0.91202	
	0.90939	
SUGGESTION	BUY	---
	SELL	0.9160
	S/L	0.9190
	T/P:	0.9110 0.9095

DATE	OPEN	HIGH	LOW	RANGE	CLOSE	CHANGE	PREVIOUS
Jan 19	0.91597	0.91886	0.91464	42,2	0.91521	↓ 7,5	0.91596

WEEKLY		JANUARY		2023	
HIGH	LOW	HIGH	LOW	HIGH	LOW
0.92873 (16/Jan)	0.90843 (18/Jan)	0.94072 (06/Jan)	0.90843 (18/Jan)	0.94072 (06/Jan)	0.90843 (18/Jan)

### AUD/USD

Interest Rate: 3.10% (AU) / 4.25% - 4.50% (US)



DATE	OPEN	HIGH	LOW	RANGE	CLOSE	CHANGE	PREVIOUS
Jan 19	0.69413	0.69469	0.68708	76,1	0.69108	↓ 30,4	0.69412

WEEKLY		JANUARY		2023	
HIGH	LOW	HIGH	LOW	HIGH	LOW
0.70627 (18/Jan)	0.68708 (19/Jan)	0.70627 (18/Jan)	0.66870 (03/Jan)	0.70627 (18/Jan)	0.66870 (03/Jan)

All price & chart based on Valbury MT4 Platform

### NZD/USD

Interest Rate: 4.25% (NZ) / 4.25% - 4.50% (US)



DATE	OPEN	HIGH	LOW	RANGE	CLOSE	CHANGE	PREVIOUS
Jan 19	0.64403	0.64479	0.63642	83,7	0.63931	↓ 47,0	0.64401

WEEKLY		JANUARY		2023	
HIGH	LOW	HIGH	LOW	HIGH	LOW
0.65294 (18/Jan)	0.63603 (16/Jan)	0.65294 (18/Jan)	0.61903 (06/Jan)	0.65294 (18/Jan)	0.61903 (06/Jan)

### USD/CAD

Interest Rate: 4.25% - 4.50% (US) / 4.25% (CA)



RESISTANCE	1.35818	
	1.35506	
	1.35080	
SUPPORT	1.34342	
	1.34030	
	1.33604	
SUGGESTION	BUY	---
	SELL	1.3470
	S/L	1.3505
	T/P:	1.3435 1.3405

DATE	OPEN	HIGH	LOW	RANGE	CLOSE	CHANGE	PREVIOUS
Jan 19	1.34845	1.35193	1.34455	73,8	1.34655	↓ 19,9	1.34854

WEEKLY		JANUARY		2023	
HIGH	LOW	HIGH	LOW	HIGH	LOW
1.35193 (19/Jan)	1.33496 (18/Jan)	1.36841 (03/Jan)	1.33205 (13/Jan)	1.36841 (03/Jan)	1.33205 (13/Jan)

All price & chart based on Valbury MT4 Platform

### EURJPY

Interest Rate: 2.50% (EU) / -0.10% (JP)



RESISTANCE	141.207	
	140.313	
	139.698	
SUPPORT	138.189	
	137.295	
	136.680	
SUGGESTION	BUY	138.95
	SELL	---
	S/L	138.20
	T/P:	139.70 140.30

DATE	OPEN	HIGH	LOW	RANGE	CLOSE	CHANGE	PREVIOUS
Jan 19	138.958	139.418	137.909	150,9	139.084	↑ 12,6	138.958

WEEKLY		JANUARY		2023	
HIGH	LOW	HIGH	LOW	HIGH	LOW
141.682 (18/Jan)	137.909 (19/Jan)	142.844 (11/Jan)	137.377 (03/Jan)	142.844 (11/Jan)	137.377 (03/Jan)



### GOLD (XAU/USD)



RESISTANCE	1978.62	
	1956.83	
	1944.42	
SUPPORT	1910.22	
	1888.43	
	1876.02	
SUGGESTION	BUY	1927.00
	SELL	---
	S/L	1910.00
	T/P:	1944.00 1956.00

DATE	OPEN	HIGH	LOW	RANGE	CLOSE	CHANGE	PREVIOUS
Jan 19	1903.65	1935.05	1900.85	34.20	1932.00	↑ 28.03	1903.97

WEEKLY		JANUARY		2023	
HIGH	LOW	HIGH	LOW	HIGH	LOW
1935.05 (19/Jan)	1896.49 (18/Jan)	1935.05 (19/Jan)	1823.61 (03/Jan)	1935.05 (19/Jan)	1823.61 (03/Jan)

All price & chart based on Valbury MT4 Platform

### SILVER – XAG/USD



RESISTANCE	24.874	
	24.393	
	24.104	
SUPPORT	23.334	
	22.853	
	22.564	
SUGGESTION	BUY	23.70
	SELL	---
	S/L	23.30
	T/P:	24.10 24.40

DATE	OPEN	HIGH	LOW	RANGE	CLOSE	CHANGE	PREVIOUS
Jan 19	23.446	23.913	23.143	0.770	23.814	↑ 0.366	23.448

WEEKLY		JANUARY		2023	
HIGH	LOW	HIGH	LOW	HIGH	LOW
24.486 (16/Jan)	23.143 (19/Jan)	24.526 (03/Jan)	23.094 (05/Jan)	24.526 (03/Jan)	23.094 (05/Jan)

## OIL WTI – CL-MAR/USD

(Exp. 17 February 2023)



DATE	OPEN	HIGH	LOW	RANGE	CLOSE	CHANGE	PREVIOUS
Jan 19	79.42	81.49	78.47	3.02	80.85	↑ 1.40	79.45

WEEKLY		JANUARY		2023	
HIGH	LOW	HIGH	LOW	HIGH	LOW
82.67 (18/Jan)	78.47 (19/Jan)	82.67 (18/Jan)	72.48 (05/Jan)	82.67 (18/Jan)	72.48 (05/Jan)

*All price & chart based on Valbury MT4 Platform*

PT. Valbury Asia Futures

## Disclaimer

All contents of this report have been prepared by the Research Dept. of Valbury Asia Futures and are provided solely for informational purpose. We have taken reasonable measures to ensure the accuracy of the report, however, do not guarantee its accuracy and will not accept liability for any consequential loss or damage which may arise directly or indirectly from any use of the report.

Published by RESEARCH DEPARTMENT – PT VALBURY ASIA FUTURES  
Menara Karya 9th Floor, Jl. HR Rasuna Said Blok X-5 Kav. 1-2 Jakarta 12950 Indonesia  
Phone : +6221-25533777, Email: research@valbury.com