








## Daily Outlook

GLOBAL MARKETS & ECONOMIES | WEEKLY ECONOMIC INDICATORS | CURRENCIES | PRECIOUS METAL | O I L |

Counter	News	Trend	Support	Resistance
 <b>EURUSD</b>	<b>EURUSD</b> – Harga naik setelah Indeks USD sedikit melemah pada hari Jumat tetapi mencatat kenaikan untuk minggu ini karena investor memperkirakan Federal Reserve AS akan tetap agresif ketika menaikkan suku bunga minggu depan, USD sebagian besar menahan sedikit kenaikan menyusul data AS yang menunjukkan sentimen konsumen meningkat secara moderat pada bulan September. <i>Resistance di 1.0051, support di 0.9959</i>	↑	0.9959	1.0051
 <b>USDJPY</b>	<b>USDJPY</b> – Harga melemah setelah USD sedikit turun tetapi mencatat kenaikan untuk minggu ini karena investor memperkirakan Federal Reserve akan tetap agresif ketika menaikkan suku bunga AS dalam pertemuan kebijakan minggu depan. Fokus minggu ini pada pertemuan kebijakan moneter dari Bank of Japan dan Federal Reserve. <i>Resistance 143.44, support 142.58</i>	↑	142.58	143.44
 <b>USDCHF</b>	<b>USDCHF</b> – Harga naik setelah Indeks USD sedikit melemah pada hari Jumat tetapi mencatat kenaikan untuk minggu ini karena investor memperkirakan Federal Reserve AS akan tetap agresif ketika menaikkan suku bunga minggu depan, USD sebagian besar menahan sedikit kenaikan menyusul data AS yang menunjukkan sentimen konsumen meningkat secara moderat pada bulan September. <i>Resistance utama 0.9669, support 0.9608</i>	↓	0.9608	0.9669
 <b>GBPUSD</b>	<b>GBPUSD</b> – Harga turun setelah Pound Sterling melemah terhadap USD karena Penjualan ritel Inggris turun jauh lebih dari yang diharapkan pada Agustus, sebagai tanda lain bahwa ekonomi sedang meluncur ke dalam resesi karena krisis biaya hidup menekan pengeluaran rumah tangga. <i>Resistance utama 1.1486, support 1.1356</i>	↑	1.1356	1.1486
 <b>AUDUSD</b>	<b>AUDUSD</b> – Harga turun meskipun USD sedikit melemah tetapi mencatat kenaikan untuk minggu ini karena investor memperkirakan Federal Reserve akan tetap agresif ketika menaikkan suku bunga AS dalam pertemuan kebijakan minggu depan. <i>Resistance 0.6738, support 0.6684</i>	↓	0.6684	0.6738
 <b>XAUUSD</b>	<b>XAUUSD</b> – Harga emas naik karena reli dolar terhenti tetapi kenaikan dolar selama seminggu dan ekspektasi kenaikan suku bunga AS yang cukup besar membuat harga jatuh di bawah level kunci di \$ 1.700, tercatat sebagai penurunan mingguan terburuk dalam empat minggu. Fokus minggu ini pada pertemuan kebijakan Federal Reserve (FOMC) untuk keputusan suku bunga. <i>Resistance 1684.35, support 1658.15</i>	↓	1658.15	1684.35
 <b>CLc1 (WTI)</b>	<b>Oil</b> – Harga minyak sedikit naik karena tumpahan minyak di terminal Basra Irak tampaknya akan membatasi pasokan minyak mentah, tetapi harga tetap di jalur penurunan pada minggu ini di tengah kekhawatiran kenaikan suku bunga yang besar dan kuat akan membatasi pertumbuhan ekonomi global dan permintaan bahan bakar. <i>Resistance 86.17, support 83.87</i>	↓	83.87	86.17

### ECONOMIC INDICATORS

DATE	WIB	CTY	INDICATORS	PER	ACTUAL	FORECAST	PREV.	REV.
Mon/12-Sep-22	All	CN	Bank Holiday (Mid-Autumn Moon Festival)					
	All	HK	Bank Holiday (Mid-Autumn Moon Festival)					
	All	KR	Chuseok – Thanksgiving Day)					
	13:00	JP	Machine Tool Orders YoY	Aug P	10.7%	--	5.5%	--
	13:00	GB	Monthly GDP (MoM)	Jul	0.2%	0.4%	-0.6%	--
	13:00	GB	Monthly GDP (3M/3M)	Jul	0.0%	0.1%	0.4%	-0.1%
	13:00	GB	Construction Output MoM	Jul	-0.8%	0.5%	-1.4%	--
	13:00	GB	Construction Output YoY	Jul	4.3%	5.6%	4.1%	--
	13:00	GB	Industrial Production MoM	Jul	-0.3%	0.4%	-0.9%	--
	13:00	GB	Industrial Production YoY	Jul	1.1%	1.9%	2.4%	--
	13:00	GB	Manufacturing Production MoM	Jul	0.1%	0.4%	-1.6%	--
	13:00	GB	Manufacturing Production YoY	Jul	1.1%	1.6%	1.3%	--
	13:00	GB	Index of Services MoM	Jul	--	--	-0.5%	--
	13:00	GB	Index of Services 3M/3M	Jul	-0.2%	-0.2%	-0.4%	--
	13:00	GB	Visible Trade Balance GBP/Mn	Jul	£-19362m	£-22400m	£22847m	--
	13:00	GB	Trade Balance GBP/Mn	Jul	£-7793m	--	£-11387m	--
	13:00	GB	Visible Trade Balance Ex Precious Metals	Jul	£-10190m	--	£-22084m	£-12290m
	13:00	GB	Trade Balance Ex Precious Metals	Jul	--	--	£10624m	--
	14:30	EZ	ECB's Guindos Speaks					
	19:00	EZ	ECB's Schnabel Speaks					
21:00	DE	Current Account Balance	Jul	€5b	--	€16.2b	--	
Tue/13-Sep-22	04:00	NZ	REINZ House Sales YoY	Aug	--	--	-36.7%	--
	06:50	JP	PPI YoY	Aug	9%	8.9%	8.6%	9%
	06:50	JP	PPI MoM	Aug	0.2%	0.4%	0.4%	0.7%
	06:50	JP	BSI Large Manufacturing QoQ	3Q	1.7%	--	-9.9	--
	06:50	JP	BSI Large All Industry QoQ	3Q	--	--	-0.9	--
	07:30	AU	Westpac Consumer Conf Index	Sep	84.4	--	81.2	--
	07:30	AU	Westpac Consumer Conf SA MoM	Sep	3.9%	--	-3%	--
	08:30	AU	NAB Business Conditions	Aug	20	--	20	--
	08:30	AU	NAB Business Confidence	Aug	10	--	7	8
	13:00	DE	CPI MoM	Aug F	0.3%	0.3%	0.3%	0.9%
	13:00	DE	CPI YoY	Aug F	7.9%	7.9%	7.9%	7.5%
	13:00	DE	CPI EU Harmonized MoM	Aug F	0.4%	0.4%	0.4%	0.8%
	13:00	DE	CPI EU Harmonized YoY	Aug F	8.8%	8.8%	8.8%	8.5%
	13:00	GB	Payrolled Employees Monthly Change	Aug	--	--	73k	--
	13:00	GB	Claimant Count Rate	Aug	3.6%	3.8%	3.9%	3.8%
	13:00	GB	Jobless Claims Change	Aug	6.3k	--	-10.6k	-10.5k
	13:00	GB	Average Weekly Earnings 3M/YoY	Jul	5.5%	5.4%	5.1%	5.2%
	13:00	GB	Weekly Earnings ex Bonus 3M/YoY	Jul	5.2%	5%	4.7%	--
	13:00	GB	ILO Unemployment Rate 3Mths	Jul	3.6%	3.8%	3.8%	--
	13:00	GB	Employment Change 3M/3M	Jul	40k	128k	160k	--
	13:30	CH	Producer & Import Prices MoM	Aug	-0.1%	--	-0.1%	--
	13:30	CH	Producer & Import Prices YoY	Aug	5.5%	--	6.3%	--
	16:00	EZ	ZEW Survey Expectations	Sep	-60.7	-58.3	-54.9	--
	16:00	DE	ZEW Survey Expectations	Sep	-61.9	-60	-55.3	--
	16:00	DE	ZEW Survey Current Situation	Sep	-60.5	-52.2	-47.6	--
	17:00	US	NFIB Small Business Optimism	Aug	91.8	90.5	89.9	--
	19:30	US	CPI MoM	Aug	0.1%	-0.1%	0.0%	--
19:30	US	CPI Ex Food and Energy MoM	Aug	0.6%	0.3%	0.3%	--	
19:30	US	CPI YoY	Aug	8.3%	8.1%	8.5%	--	
19:30	US	CPI Ex Food and Energy YoY	Aug	6.3%	6.1%	5.9%	--	
19:30	US	CPI Index NSA	Aug	296.171	295.53	296.276	--	
19:30	US	CPI Core Index SA	Aug	295.62	--	295.275	--	
19:30	US	Real Avg Hourly Earning YoY	Aug	--	--	-3%	--	
19:30	US	Real Avg Weekly Earnings YoY	Aug	--	--	-3.6%	--	
Wed/14-Sep-22	01:00	US	Monthly Budget Statement	Aug	\$-220b	\$-213.5b	\$-211.1b	\$-211b
	05:45	NZ	BoP Current Account Balance NZD	2Q	NZ\$-5.224b	NZ\$-4.7b	NZ\$-6.143b	NZ\$-6.502b
	05:45	NZ	Current Account GDP Ratio YTD	2Q	-7.7%	-7.4%	-6.5%	--
	06:50	JP	Core Machine Orders MoM	Jul	5.3%	-0.8%	0.9%	--
	06:50	JP	Core Machine Orders YoY	Jul	12.8%	6.6%	6.5%	--

	11:30	JP	Industrial Production MoM	Jul F	0.8%	1%	1%	9.2%
	11:30	JP	Industrial Production YoY	Jul F	-2.0%	--	-2.8%	--
	13:00	GB	CPIH YoY	Aug		--	8.8%	--
	13:00	GB	CPI MoM	Aug	0.5%	0.6%	0.6%	--
	13:00	GB	CPI YoY	Aug	9.9%	10.2%	10.1%	--
	13:00	GB	CPI Core YoY	Aug	6.3%	6.3%	6.2%	--
	13:00	GB	Retail Price Index	Aug		--	343.2	--
	13:00	GB	RPI MoM	Aug	0.6%	0.7%	0.9%	--
	13:00	GB	RPI YoY	Aug	12.3%	12.4%	12.3%	--
	13:00	GB	RPI Ex Mort Int.Payments (YoY)	Aug		--	12.3%	--
	13:00	GB	PPI Output NSA MoM	Aug	-0.1%	0.9%	1.6%	--
	13:00	GB	PPI Output NSA YoY	Aug	16.1%	17.4%	17.1%	--
	13:00	GB	PPI Input NSA MoM	Aug	-1.2%	0.3%	0.1%	0.0%
	13:00	GB	PPI Input NSA YoY	Aug	20.5%	22.4%	22.6%	--
	15:30	HK	Industrial Production YoY	2Q	2.7%	--	-1.2%	-1.3%
	15:30	HK	PPI YoY	2Q		--	2.3%	--
	15:30	GB	House Price Index YoY	Jul	15.5%	7.9%	7.8%	--
	16:00	EZ	Industrial Production SA MoM	Jul	-2.3%	-1%	0.7%	1.1%
	16:00	EZ	Industrial Production WDA YoY	Jul	-2.4%	0.4%	2.4%	2.2%
	19:30	CA	Manufacturing Sales MoM	Jul	-0.9%	-0.9%	-0.8%	-0.1%
	19:30	US	PPI Ex Food and Energy YoY	Aug	7.3%	7.1%	7.6%	--
	19:30	US	PPI Final Demand MoM	Aug	-0.1%	-0.1%	-0.5%	-0.4%
	19:30	US	PPI Ex Food and Energy MoM	Aug	0.4%	0.3%	0.2%	0.3%
	19:30	US	PPI Ex Food, Energy, Trade MoM	Aug		--	0.2%	--
	19:30	US	PPI Final Demand YoY	Aug	8.7%	8.8%	9.8%	--
	19:30	US	PPI Ex Food, Energy, Trade YoY	Aug		--	5.8%	--
	21:30	US	DOE U.S. Crude Oil Inventories	9-Sep	2442k	833k	8844k	--
	21:30	US	DOE Cushing OK Crude Inventory	9-Sep	-135k	--	-501k	--
	21:30	US	DOE U.S. Gasoline Inventories	9-Sep	-1767k	-858k	333k	--
	21:30	US	DOE U.S. Distillate Inventory	9-Sep	4219k	600k	95k	--
	21:30	US	DOE U.S. Refinery Utilization	9-Sep	0.6%	-0.8%	-1.8%	--
<b>Thu/15-Sep-22</b>	05:45	NZ	GDP YoY	2Q	0.4%	0.2%	1.2%	1%
	05:45	NZ	GDP SA QoQ	2Q	1.7%	1%	-0.2%	--
	06:50	JP	Trade Balance	Aug	¥-2817.3b	¥-2398.2b	1436.8b	--
	06:50	JP	Trade Balance Adjusted	Aug	¥-2370b	¥-2031.3b	2133.3b	¥-2160b
	06:50	JP	Exports YoY	Aug	22.1%	23.6%	19%	--
	06:50	JP	Imports YoY	Aug	49.9%	46.7%	47.2%	--
	08:00	AU	Consumer Inflation Expectation	Sep	5.4%	--	5.9%	--
	08:30	AU	Employment Change	Aug	33.5k	35k	-40.9k	-41.0k
	08:30	AU	Unemployment Rate	Aug	3.5%	3.4%	3.4%	--
	08:30	AU	Participation Rate	Aug	66.6%	66.6%	66.4%	--
	08:30	AU	Full Time Employment Change	Aug	58.8k	--	-86.9k	--
	08:30	AU	Part Time Employment Change	Aug	-25.3k	--	46.0k	--
	11:30	JP	Tertiary Industry Index MoM	Jul	-0.6%	-0.1%	-0.2%	-0.4%
	16:00	EZ	Trade Balance SA	Jul	€-34b	-20b	€-30.8b	€-25.4b
	16:00	EZ	Trade Balance NSA	Jul		--	-24.6b	--
	16:15	EZ	ECB's Guindos Speaks					
	18:00	EZ	ECB's Centeno Speaks					
	18:00	GB	Bank of England Bank Rate	15-Sep		2.28%	1.75%	--
	19:30	US	Initial Jobless Claims	10-Sep	213k	226k	222k	218k
	19:30	US	Empire Manufacturing	Sep	-1.5	-13	-31.3	--
	19:30	US	Retail Sales Advance MoM	Aug	0.3%	0.0%	0.0%	-0.4%
	19:30	US	Continuing Claims	3-Sep	1403k	1475k	1473k	1401k
	19:30	US	Retail Sales Ex Auto MoM	Aug	-0.3%	0.1%	0.4%	0.0%
	19:30	US	Retail Sales Ex Auto and Gas	Aug	0.3%	0.9%	0.7%	0.3%
	19:30	US	Retail Sales Control Group	Aug		0.6%	0.8%	--
	19:30	US	Philadelphia Fed Business Outlook	Sep	-9.9	2.8	6.2	--
	19:30	US	Import Price Index MoM	Aug	-1%	-1.2%	-1.4%	-1.5%
	19:30	US	Import Price Index ex Petroleum MoM	Aug		--	-0.7%	--
	19:30	US	Import Price Index YoY	Aug	7.8%	--	8.8%	--
	19:30	US	Export Price Index MoM	Aug	-1.6%	-1.2%	-3.3%	-3.7%
	19:30	US	Export Price Index YoY	Aug	10.8%	--	13.1%	12.9%
	20:00	CA	Existing Home Sales MoM	Aug		--	-5.3%	--
	20:15	US	Industrial Production MoM	Aug	-0.2%	0.1%	0.6%	0.5%

	20:15	US	Manufacturing (SIC) Production	Aug	0.1%	0.0%	0.7%	0.6%
	21:00	US	Business Inventories	Jul	0.6%	0.6%	1.4%	--
<b>Fri/16-Sep-22</b>	05:30	NZ	BusinessNZ Manufacturing PMI	Aug	54.9	--	52.7	53.5
	09:00	CN	Industrial Production YoY	Aug	4.2%	3.8%	3.8%	--
	09:00	CN	Industrial Production YTD YoY	Aug	3.6%	3.6%	3.5%	--
	09:00	CN	Retail Sales YoY	Aug	5.4%	3.5%	2.7%	--
	09:00	CN	Retail Sales YTD YoY	Aug	0.48%	0.2%	-0.21%	--
	09:00	CN	Surveyed Jobless Rate	Aug	5.3%	5.4%	5.4%	--
	13:00	GB	Retail Sales Inc Auto Fuel MoM	Aug	-1.6%	-0.5%	0.3%	0.4%
	13:00	GB	Retail Sales Inc Auto Fuel YoY	Aug	-5.4%	-4.2%	-3.4%	-3.2%
	13:00	GB	Retail Sales Ex Auto Fuel MoM	Aug	-1.6%	-0.7%	0.4%	--
	13:00	GB	Retail Sales Ex Auto Fuel YoY	Aug	-5%	-3.4%	-3%	-3.1%
	16:00	EZ	CPI YoY	Aug F	9.1%	9.1%	9.1%	8.9%
	16:00	EZ	CPI MoM	Aug F	0.6%	0.5%	0.5%	0.1%
	16:00	EZ	CPI Core YoY	Aug F	4.3%	4.3%	4.3%	4%
	19:15	CA	Housing Starts	Aug	267.4k	265k	275.3k	275.2k
	19:30	CA	Wholesale Trade Sales MoM	Jul	-0.6%	-0.6%	0.1%	--
	21:00	US	U. of Mich. Sentiment	Sep P	59.5	60	58.2	--
	21:00	US	U. of Mich. Current Conditions	Sep P	58.9	60.8	58.6	--
	21:00	US	U. of Mich. Expectations	Sep P	59.9	59.7	58	--
	21:00	US	U. of Mich. 1 Yr Inflation	Sep P	4.6%	--	4.8%	--
	21:00	US	U. of Mich. 5-10 Yr Inflation	Sep P	2.8%	--	2.9%	--
<b>Sat/17-Sep-22</b>	00:00	US	Baker Hughes U.S. Rig Count	16-Sep	763	--	759	--

DATE	WIB	CTY	INDICATORS	PER	ACTUAL	FORECAST	PREV.	REV.
<b>Mon/19-Sep-22</b>	05:10	AU	RBA's Kearns-Speech					
	05:30	NZ	Performance Services Index	Aug		--	51.2	--
	All	JP	<b>Bank Holiday (Respect for the Aged Day)</b>					
	All	GB	<b>Bank Holiday</b>					
	06:01	GB	Rightmove House Prices MoM	Sep		--	-1.3%	--
	06:01	GB	Rightmove House Prices YoY	Sep		--	8.2%	--
	15:30	HK	Unemployment Rate SA	Aug		4.1%	4.3%	--
	16:00	EZ	ECB's Guindos Speaks					
	16:00	EZ	ECB's Holzmann Speaks at Event on Euro					
	16:00	EZ	Construction Output MoM	Jul		--	-1.3%	--
	16:00	EZ	Construction Output YoY	Jul		--	0.1%	--
	19:30	CA	Industrial Product Price MoM	Aug		--	-2.1%	--
	19:45	EZ	ECB's Villeroy speaks					
	21:00	US	NAHB Housing Market Index	Sep		48	49	--
<b>Tue/20-Sep-22</b>	06:30	JP	Natl CPI YoY	Aug		2.9%	2.6%	--
	06:30	JP	Natl CPI Ex Fresh Food YoY	Aug		2.7%	2.4%	--
	06:30	JP	Natl CPI Ex Fresh Food, Energy YoY	Aug		1.5%	1.2%	--
	08:30	AU	RBA Minutes of Sept. Policy Meeting					
	13:00	DE	PPI MoM	Aug		--	5.3%	--
	13:00	DE	PPI YoY	Aug		--	37.2%	--
	13:00	CH	Exports Real MoM	Aug		--	-2.9%	--
	13:00	CH	Imports Real MoM	Aug		--	-3.4%	--
	15:00	EZ	ECB's Muller Speaks					
	15:00	EZ	ECB Current Account SA	Jul		--	4.2b	--
	19:30	CA	CPI NSA MoM	Aug		-0.1%	0.1%	--
	19:30	CA	CPI YoY	Aug		7.2%	7.6%	--
	19:30	CA	Consumer Price Index	Aug		--	153.1	--
	19:30	CA	CPI Core- Common YoY%	Aug		--	5.5%	--
	19:30	CA	CPI Core- Median YoY%	Aug		--	5%	--
	19:30	CA	CPI Core- Trim YoY%	Aug		--	5.4%	--
	19:30	US	Building Permits	Aug		1621k	1674k	--
	19:30	US	Building Permits MoM	Aug		-3.8%	-1.3%	--
	19:30	US	Housing Starts	Aug		1460k	1446k	--
	19:30	US	Housing Starts MoM	Aug		1%	-9.6%	--
<b>Wed/21-Sep-22</b>	07:30	AU	Westpac Leading Index MoM	Aug		--	-0.15%	--
	09:00	AU	RBA's Bullock-Speech					
	14:00	EZ	ECB's Guindos Speaks					
	21:00	US	Existing Home Sales	Aug		4.70m	4.81m	--
	21:00	US	Existing Home Sales MoM	Aug		-2.3%	-5.9%	--
	21:30	US	DOE U.S. Crude Oil Inventories	16-Sep		--	2442k	--
	21:30	US	DOE Cushing OK Crude Inventory	16-Sep		--	-135k	--
	21:30	US	DOE U.S. Gasoline Inventories	16-Sep		--	-1768k	--

	21:30	US	DOE U.S. Distillate Inventory	16-Sep		--	4219k	--
	21:30	US	DOE U.S. Refinery Utilization	16-Sep		--	0.6%	--
<b>Thu/22-Sep-22</b>	N/A	JP	BOJ Policy Balance Rate	22-Sep		--	-0.1%	--
	N/A	JP	BOJ 10-Yr Yield Target	22-Sep		--	0.0%	--
	01:00	US	FOMC Rate Decision (Lower Bound)	21-Sep		3%	2.25%	--
	01:00	US	FOMC Rate Decision (Upper Bound)	21-Sep		3.25%	2.5%	--
	01:00	US	Interest on Reserve Balances Rate	22-Sep		--	2.4%	--
	01:30	US	Fed Chair Holds Press Conference Following FOMC Meeting					
	04:00	NZ	Westpac Consumer Confidence	3Q		--	78.7	--
	05:45	NZ	Trade Balance NZD	Aug		--	-1092m	--
	05:45	NZ	Trade Balance 12 Mth YTD NZD	Aug		--	-11640m	--
	05:45	NZ	Exports NZD	Aug		--	6.68b	--
	05:45	NZ	Imports NZD	Aug		--	7.77b	--
	14:30	CH	SNB Policy Rate	22-Sep		0.50%	-0.25%	--
	14:30	CH	SNB Sight Deposit Interest Rate	22-Sep		--	-0.25%	--
	15:00	EZ	ECB Publishes Economic Bulletin					
	15:30	HK	BoP Current Account Balance	2Q		--	\$78.51b	--
	15:30	HK	CPI Composite YoY	Aug		2%	1.9%	--
	15:30	HK	BoP Overall	2Q		--	-\$52.49b	--
	18:00	GB	Bank of England Bank Rate	22-Sep		2.25%	1.75%	--
	19:30	US	Current Account Balance	2Q		-\$258.4b	-\$291.4b	--
	19:30	US	Initial Jobless Claims	17-Sep		--	213k	--
	19:30	US	Continuing Claims	10-Sep		--	1403k	--
	21:00	EZ	Consumer Confidence	Sep P		-24.6	-24.9	--
	21:00	US	Leading Index	Aug		0.0%	-0.4%	--
<b>Fri/23-Sep-22</b>	06:00	AU	S&P Global Australia PMI Composite	Sep P		--	50.2	--
	06:00	AU	S&P Global Australia PMI Services	Sep P		--	50.2	--
	06:00	AU	S&P Global Australia PMI Mfg	Sep P		--	53.8	--
	06:01	GB	GfK Consumer Confidence	Sep		--	-44	--
	All	JP	<b>Bank Holiday (Autumnal Equinox Day)</b>					
	14:30	DE	S&P Global/BME Germany Manufacturing PMI	Sep P		--	49.1	--
	14:30	DE	S&P Global Germany Services PMI	Sep P		--	47.7	--
	14:30	DE	S&P Global Germany Composite PMI	Sep P		46.4	46.9	--
	15:00	EZ	ECB's Kazaks Speaks					
	15:00	EZ	S&P Global Eurozone Manufacturing PMI	Sep P		49.1	49.6	--
	15:00	EZ	S&P Global Eurozone Services PMI	Sep P		49.2	49.8	--
	15:00	EZ	S&P Global Eurozone Composite PMI	Sep P		48.2	48.9	--
	15:30	GB	S&P Global/CIPS UK Manufacturing PMI	Sep P		--	47.3	--
	15:30	GB	S&P Global/CIPS UK Services PMI	Sep P		--	50.9	--
	15:30	GB	S&P Global/CIPS UK Composite PMI	Sep P		--	49.6	--
	19:30	CA	Retail Sales MoM	Jul		-2%	1.1%	--
	19:30	CA	Retail Sales Ex Auto MoM	Jul		-1.1%	0.8%	--
	20:45	US	S&P Global US Manufacturing PMI	Sep P		51.3	51.5	--
	20:45	US	S&P Global US Services PMI	Sep P		45	43.7	--
	20:45	US	S&P Global US Composite PMI	Sep P		--	44.6	--
<b>Sat/24-Sep-22</b>	00:00	US	Baker Hughes U.S. Rig Count	23-Sep		--	--	--
	01:00	US	Powell Gives Opening Remarks at Fed Listens Event					

### EUR/USD

Interest Rate: 0.50% (EU)/2.25%-2.50% (US)



RESISTANCE	1.01428	
	1.00892	
	1.00513	
SUPPORT	0.99598	
	0.99062	
	0.98683	
SUGGESTION	BUY	0.9995
	SELL	---
	S/L	0.9950
	T/P:	1.0065 1.0095

DATE	OPEN	HIGH	LOW	RANGE	CLOSE	CHANGE	PREVIOUS
Sep 16	0.99959	1.00357	0.99442	91,5	1.00133	↑ 18,5	0.99948

WEEKLY		SEPTEMBER		2022	
HIGH	LOW	HIGH	LOW	HIGH	LOW
1.01969 (12/Sep)	0.99442 (16/Sep)	1.01969 (12/Sep)	0.98631 (06/Sep)	1.14941 (10/Feb)	0.98631 (06/Sep)

All price & chart based on Valbury MT4 Platform

### USDJPY

Interest Rate: 2.25%-2.50% (US)/-0.10% (JP)



RESISTANCE	144.305	
	143.995	
	143.444	
SUPPORT	142.583	
	142.273	
	141.722	
SUGGESTION	BUY	142.85
	SELL	---
	S/L	142.55
	T/P:	143.40 143.70

DATE	OPEN	HIGH	LOW	RANGE	CLOSE	CHANGE	PREVIOUS
Sep 16	143.466	143.685	142.824	86,1	142.894	↓ 57,5	143.469

WEEKLY		SEPTEMBER		2022	
HIGH	LOW	HIGH	LOW	HIGH	LOW
144.952 (14/Sep)	141.594 (13/Sep)	144.980 (07/Sep)	139.016 (01/Sep)	144.980 (07/Sep)	113.463 (24/Jan)

### GBP/USD

Interest Rate: 1.25% (GB)/ 2.25%-2.50% (US)



RESISTANCE	1.16160	
	1.15477	
	1.14862	
SUPPORT	1.13564	
	1.12881	
	1.12266	
SUGGESTION	BUY	1.1400
	SELL	---
	S/L	1.1350
	T/P:	1.1480 1.1520

DATE	OPEN	HIGH	LOW	RANGE	CLOSE	CHANGE	PREVIOUS
Sep 16	1.14640	1.14795	1.13497	129,8	1.14246	↓ 37,8	1.14624

WEEKLY		SEPTEMBER		2022	
HIGH	LOW	HIGH	LOW	HIGH	LOW
1.17371 (13/Sep)	1.13497 (16/Sep)	1.17371 (13/Sep)	1.13497 (16/Sep)	1.37477 (13/Jan)	1.13497 (16/Sep)

All price & chart based on Valbury MT4 Platform

### USD/CHF

Interest Rate: 2.25%-2.50% (US)/ -0.25% (CH)



RESISTANCE	0.97308	
	0.96955	
	0.96698	
SUPPORT	0.96088	
	0.95735	
	0.95478	
SUGGESTION	BUY	---
	SELL	0.9655
	S/L	0.9685
	T/P:	0.9600 0.9580

DATE	OPEN	HIGH	LOW	RANGE	CLOSE	CHANGE	PREVIOUS
Sep 16	0.96118	0.96602	0.95992	61,0	0.96441	↑ 32,8	0.96113

WEEKLY		SEPTEMBER		2022	
HIGH	LOW	HIGH	LOW	HIGH	LOW
0.96602 (16/Sep)	0.94786 (13/Sep)	0.98686 (07/Sep)	0.94786 (13/Sep)	1.00634 (16/May)	0.90908 (13/Jan)

### AUD/USD

Interest Rate: 2.35% (AU)/ 2.25%-2.50% (US)



RESISTANCE	0.64930	
	0.67581	
	0.67388	
SUPPORT	0.66846	
	0.66497	
	0.66304	
SUGGESTION	BUY	---
	SELL	0.6725
	S/L	0.6740
	T/P:	0.6685 0.6670

DATE	OPEN	HIGH	LOW	RANGE	CLOSE	CHANGE	PREVIOUS
Sep 16	0.66971	0.67232	0.66690	54,2	0.67196	↑ 22,2	0.66974

WEEKLY		SEPTEMBER		2022	
HIGH	LOW	HIGH	LOW	HIGH	LOW
0.69152 (13/Sep)	0.66690 (16/Sep)	0.69152 (13/Sep)	0.66690 (16/Sep)	0.76603 (05/Apr)	0.66690 (16/Sep)

All price & chart based on Valbury MT4 Platform

### NZD/USD

Interest Rate: 3.00% (NZ)/ 2.25%-2.50% (US)



RESISTANCE	0.60618	
	0.60268	
	0.60092	
SUPPORT	0.59566	
	0.59216	
	0.59040	
SUGGESTION	BUY	---
	SELL	0.5995
	S/L	0.6010
	T/P:	0.5955 0.5940

DATE	OPEN	HIGH	LOW	RANGE	CLOSE	CHANGE	PREVIOUS
Sep 16	0.59645	0.59918	0.59392	52,6	0.59917	↑ 27,4	0.59643

WEEKLY		SEPTEMBER		2022	
HIGH	LOW	HIGH	LOW	HIGH	LOW
0.61603 (13/Sep)	0.59392 (16/Sep)	0.61603 (13/Sep)	0.59392 (16/Sep)	0.70331 (05/Apr)	0.59392 (16/Sep)



### USD/CAD

Interest Rate: 2.25%-2.50% (US)/ 3.25% (CA)



RESISTANCE	1.33864	
	1.33465	
	1.33069	
SUPPORT	1.32274	
	1.31875	
	1.31479	
SUGGESTION	BUY	1.3260
	SELL	---
	S/L	1.3225
	T/P:	1.3305 1.3340

DATE	OPEN	HIGH	LOW	RANGE	CLOSE	CHANGE	PREVIOUS
Sep 16	1.32285	1.33066	1.32271	79,5	1.32674	↑ 39,2	1.32282

WEEKLY		SEPTEMBER		2022	
HIGH	LOW	HIGH	LOW	HIGH	LOW
1.33066 (16/Sep)	1.29526 (13/Sep)	1.33066 (16/Sep)	1.29526 (13/Sep)	1.33066 (16/Sep)	1.24016 (05/Apr)

All price & chart based on Valbury MT4 Platform

### EURJPY

Interest Rate: 0.00% (EU)/-0.10% (JP)



RESISTANCE	144.610	
	144.068	
	143.587	
SUPPORT	142.564	
	142.022	
	141.541	
SUGGESTION	BUY	143.05
	SELL	---
	S/L	142.60
	T/P:	143.55 144.00

DATE	OPEN	HIGH	LOW	RANGE	CLOSE	CHANGE	PREVIOUS
Sep 16	143.427	143.526	142.503	102,3	143.106	↓ 32,4	143.430

WEEKLY		SEPTEMBER		2022	
HIGH	LOW	HIGH	LOW	HIGH	LOW
145.629 (12/Sep)	142.287 (14/Sep)	145.629 (12/Sep)	138.682 (05/Sep)	145.629 (12/Sep)	124.384 (07/Mar)

### GOLD (XAU/USD)



RESISTANCE	1710.55	
	1695.35	
	1684.35	
SUPPORT	1658.15	
	1642.95	
	1631.95	
SUGGESTION	BUY	---
	SELL	1675.00
	S/L	1684.00
	T/P:	1658.00 1649.00

DATE	OPEN	HIGH	LOW	RANGE	CLOSE	CHANGE	PREVIOUS
Sep 16	1664.94	1680.16	1653.96	26.20	1673.35	↑ 9.14	1664.21

WEEKLY		SEPTEMBER		2022	
HIGH	LOW	HIGH	LOW	HIGH	LOW
1734.97 (12/Sep)	1653.96 (16/Sep)	1734.97 (12/Sep)	1653.96 (16/Sep)	2070.27 (08/Mar)	1653.96 (16/Sep)

All price & chart based on Valbury MT4 Platform

### SILVER – XAG/USD



RESISTANCE	20.662	
	20.131	
	19.821	
SUPPORT	18.980	
	18.449	
	18.139	
SUGGESTION	BUY	---
	SELL	19.55
	S/L	19.85
	T/P:	19.00 18.70

DATE	OPEN	HIGH	LOW	RANGE	CLOSE	CHANGE	PREVIOUS
Sep 16	19.139	19.600	18.759	0.841	19.512	↑ 0.364	19.148

WEEKLY		SEPTEMBER		2022	
HIGH	LOW	HIGH	LOW	HIGH	LOW
19.989 (12/Sep)	18.759 (16/Sep)	19.989 (12/Sep)	17.536 (01/Sep)	26.927 (08/Mar)	17.536 (01/Sep)

**OIL WTI – CL-NOV/USD**  
(Exp. 18 Oktober 2022)



RESISTANCE	88.47	
	87.32	
	86.17	
SUPPORT	83.87	
	82.72	
	81.57	
SUGGESTION	BUY	---
	SELL	85.05
	S/L	86.15
	T/P:	83.90 82.80

DATE	OPEN	HIGH	LOW	RANGE	CLOSE	CHANGE	PREVIOUS
Sep 16 (CL-NOV)	84.77	86.18	83.88	2.30	85.02	↑ 0.34	84.68
Sep 16 (CL-OKT)	85.17	86.60	84.29	2.31	85.38	↑ 0.25	85.13

WEEKLY		SEPTEMBER		2022	
HIGH	LOW	HIGH	LOW	HIGH	LOW
90.19 (14/Sep)	83.88 (16/Sep)	90.39 (05/Sep)	81.21 (08/Sep)	130.57 (07/Mar)	74.27 (03/Jan)

*All price & chart based on Valbury MT4 Platform*

PT. Valbury Asia Futures

## Disclaimer

All contents of this report have been prepared by the Research Dept. of Valbury Asia Futures and are provided solely for informational purpose. We have taken reasonable measures to ensure the accuracy of the report, however, do not guarantee its accuracy and will not accept liability for any consequential loss or damage which may arise directly or indirectly from any use of the report.

Published by RESEARCH DEPARTMENT – PT VALBURY ASIA FUTURES  
Menara Karya 9th Floor, Jl. HR Rasuna Said Blok X-5 Kav. 1-2 Jakarta 12950 Indonesia  
Phone : +6221-25533777, Email: [research@valbury.com](mailto:research@valbury.com)