








Daily Outlook

GLOBAL MARKETS & ECONOMIES | WEEKLY ECONOMIC INDICATORS | CURRENCIES | PRECIOUS METAL | OIL |

Counter	News	Trend	Support	Resistance
 EURUSD	EURUSD – Harga turun setelah USD mendapatkan angin segar selera risiko memburuk dengan saham defensif di tengah komentar hawkish dari pejabat Federal Reserve AS yang menyarankan lebih banyak kenaikan suku bunga cenderung menjinakkan inflasi dan didukung setelah komentar salah satu anggota Bank Sentral Eropa Francois Villeroy de Galhau yang mengatakan masih terlalu dini untuk berspekulasi tentang apa yang akan dilakukan bank sentral pada pertemuan Maret. Resistance di 1.0864, support di 1.0743	↓	1.0743	1.0864
 USDJPY	USDJPY – Harga yen melemah setelah USD naik terhadap mata uang utama pada hari Rabu karena sentimen risiko memburuk dengan saham bertahan di tengah komentar hawkish dari pejabat Federal Reserve AS yang menyarankan lebih banyak kenaikan suku bunga karena kemungkinan inflasi akan turun. Resistance 131.00, support 126.99	↑	126.99	131.00
 USDCHF	USDCHF – Harga naik setelah USD menguat terhadap mata uang utama pada hari Rabu dalam perdagangan berombak, setelah USD mendapatkan tawaran safe-haven karena selera risiko memburuk dengan saham defensif di tengah komentar hawkish dari pejabat Federal Reserve AS yang menyarankan lebih banyak kenaikan suku bunga cenderung menjinakkan inflasi. Resistance utama 0.9241, support 0.9081	↑	0.9081	0.9241
 GBPUSD	GBPUSD – Harga naik setelah Pound Sterling naik ke level tertinggi dalam lima minggu bahkan saat inflasi harga konsumen turun ke level terendah tiga bulan karena CPI inti gagal untuk moderat, bertahan di 6,3%. Pound bertahan naik 0,4% pada \$1,2336. Resistance utama 1.2435, support 1.2254	↓	1.2254	1.2435
 AUDUSD	AUDUSD – Harga turun setelah USD menguat terhadap mata uang utama pada hari Rabu karena sentimen risiko memburuk dengan saham bertahan di tengah komentar hawkish dari pejabat Federal Reserve AS yang menyarankan lebih banyak kenaikan suku bunga karena kemungkinan inflasi akan turun. Fokus hari ini pada rilis data pekerjaan Australia. Resistance 0.7024, support 0.6896	↓	0.6896	0.7024
 XAUUSD	XAUUSD – Harga emas berbalik turun pada hari Rabu, menghapus keuntungan yang dibuat setelah data ekonomi AS yang lemah namun tetap di atas level \$1.900 karena anggota utama Federal Reserve mengisyaratkan niat mereka untuk terus mendorong suku bunga lebih tinggi untuk memerangi inflasi. Resistance 1920.96, support 1891.73	↓	1891.73	1920.96
 CLc1 (WTI)	Oil – Harga minyak turun sekitar 1% pada hari Rabu, menghapus kenaikan awal karena kekhawatiran tentang kemungkinan resesi AS melebihi optimisme bahwa pencabutan pembatasan COVID-19 di China akan memicu permintaan minyak mentah dari importir minyak utama dunia. Resistance 81.66, support 78.24	↓	78.24	81.66

ECONOMIC INDICATORS

DATE	WIB	CT Y	INDICATORS	PER	ACTUAL	FORECAST	PREV.	REV.
Mon/16-Jan-23	06:50	JP	PPI YoY	Dec	10.2%	9.5%	9.3%	9.7%
	06:50	JP	PPI MoM	Dec	0.5%	0.3%	0.6%	0.8%
	07:00	AU	Melbourne Institute Inflation MoM	Dec	0.2%	--	1%	--
	07:00	AU	Melbourne Institute Inflation YoY	Dec	--	--	5.9%	--
	13:00	JP	Machine Tool Orders YoY	Dec P	1%	--	-7.7%	--
	20:30	CA	Manufacturing Sales MoM	Nov	0%	0.5%	2.4%	--
	All	US	Bank Holiday (Martin Luther King, Jr Day)					
	21:00	CA	Existing Home Sales MoM	Dec		--	-3.3%	--
	22:00	GB	BOE's Bailey and Sam Woods testify on financial stability					
	22:30	CA	BoC Overall Business Outlook Survey	4Q		--	1.7	--
Tue/17-Jan-23	06:30	AU	Westpac Consumer Conf SA MoM	Jan	5%	--	3%	--
	06:30	AU	Westpac Consumer Conf Index	Jan	84.3	--	80.3	--
	09:00	CN	Industrial Production YoY	Dec	1.3%	0.2%	2.2%	--
	09:00	CN	Industrial Production YTD YoY	Dec	3%	3.8%	3%	--
	09:00	CN	Retail Sales YoY	Dec	-1.8%	-8.6%	-5.9%	--
	09:00	CN	Retail Sales YTD YoY	Dec	-0.25%	-0.7%	-0.09%	--
	09:00	CN	Surveyed Jobless Rate	Dec	5.5%	5.8%	5.7%	--
	09:00	CN	GDP YoY	4Q	2.9%	1.8%	3.9%	--
	09:00	CN	GDP SA QoQ	4Q	0.0%	-0.8%	3.9%	--
	09:00	CN	GDP YTD YoY	4Q	3%	2.7%	3%	--
	14:00	DE	CPI MoM	Dec F	-0.8%	-0.8%	-0.5%	--
	14:00	DE	CPI YoY	Dec F	8.6%	8.6%	10%	--
	14:00	DE	CPI EU Harmonized MoM	Dec F	-1.2%	-1.2%	0.0%	--
	14:00	DE	CPI EU Harmonized YoY	Dec F	9.6%	9.6%	11.3%	--
	14:00	GB	Payrolled Employees Monthly Change	Dec	19.7k	--	107k	16.1k
	14:00	GB	Claimant Count Rate	Dec	3.7%	3.7%	3.7%	--
	14:00	GB	Jobless Claims Change	Dec	27k	5k	27k	--
	14:00	GB	Average Weekly Earnings 3M/YoY	Nov	6.4%	6.2%	6.2%	--
	14:00	GB	Weekly Earnings ex Bonus 3M/YoY	Nov	6.4%	6.3%	6.1%	--
	14:00	GB	ILO Unemployment Rate 3Mths	Nov	3.7%	3.7%	3.7%	--
	14:00	GB	Employment Change 3M/3M	Nov	27k	5k	27k	--
	14:30	EZ	ECB's Centeno Speaks at WEF					
	17:00	EZ	ZEW Survey Expectations	Jan	16.7	--	-23.6	--
	17:00	DE	ZEW Survey Expectations	Jan	16.9	-15	-23.3	--
	17:00	DE	ZEW Survey Current Situation	Jan	-58.6	-58	-61.4	--
	20:15	CA	Housing Starts	Dec	248.6k	257.5k	264.2k	263k
	20:30	CA	CPI NSA MoM	Dec	-0.6%	-0.5%	0.1%	--
	20:30	CA	CPI YoY	Dec	6.3%	6.4%	6.8%	--
	20:30	CA	Consumer Price Index	Dec		--	154	--
	20:30	CA	CPI Core- Median YoY%	Dec	5%	--	5%	--
	20:30	CA	CPI Core- Trim YoY%	Dec	5.3%	--	5.3%	--
	20:30	US	Empire Manufacturing	Jan	-32.9	-9	-11.2	--
	Wed/18-Jan-23	N/A	JP	BOJ CPI Current Forecast	1Q		--	2.9%
N/A		JP	BOJ CPI Current Forecast +1	1Q		--	1.6%	--
N/A		JP	BOJ CPI Current Forecast +2	1Q		--	1.6%	--
N/A		JP	BOJ GDP Current Forecast	1Q		--	2%	--
N/A		JP	BOJ GDP Current Forecast +1	1Q		--	1.9%	--
N/A		JP	BOJ GDP Current Forecast +2	1Q		--	1.5%	--
03:00		US	Fed's Williams Gives Welcoming Remarks					
06:50		JP	Core Machine Orders MoM	Nov	-8.3%	-0.9%	5.4%	--
06:50		JP	Core Machine Orders YoY	Nov	-3.7%	2.4%	0.4%	--
10:00		JP	BOJ Policy Balance Rate	18-Jan	-0.1%	--	-0.1%	--
10:00		JP	BOJ 10-Yr Yield Target	18-Jan	0.0%	--	0.0%	--
11:30		JP	Industrial Production MoM	Nov F	0.2%	-0.1%	-3.2%	--
11:30		JP	Industrial Production YoY	Nov F	-0.9%	--	3.8%	--
14:00		GB	CPIH YoY	Dec		--	9.3%	--
14:00		GB	CPI MoM	Dec	0.4%	0.4%	0.4%	--
14:00		GB	CPI YoY	Dec	10.5%	10.5%	10.7%	--
14:00		GB	CPI Core YoY	Dec	6.3%	6.2%	6.3%	--
14:00		GB	Retail Price Index	Dec		--	358.3	--
14:00		GB	RPI MoM	Dec	0.6%	0.7%	0.6%	--
14:00		GB	RPI YoY	Dec	13.4%	13.6%	14%	--
14:00		GB	RPI Ex Mort Int.Payments (YoY)	Dec		--	13.5%	--
16:15	EZ	ECB's Villeroy Speaks at WEF						
16:30	GB	House Price Index YoY	Nov	10.3%	10.4%	12.6%	--	
17:00	EZ	Construction Output MoM	Nov	-0.81%	--	1.3%	1%	
17:00	EZ	Construction Output YoY	Nov	1.3%	--	2.2%	1.9%	

	17:00	EZ	CPI MoM	Dec F	-0.4%	-0.3%	-0.1%	--
	17:00	EZ	CPI YoY	Dec F	9.2%	9.2%	10.1%	--
	17:00	EZ	CPI Core YoY	Dec F	5.2%	5.2%	5%	--
	19:15	EZ	ECB's Villeroy Speaks at WEF					
	20:30	CA	Industrial Product Price MoM	Dec	-1.1%	-0.3%	-0.4%	--
	20:30	CA	Raw Materials Price Index MoM	Dec	-3.1%	--	-0.8%	--
	20:30	US	Retail Sales Advance MoM	Dec	-1.1%	-0.8%	-0.6%	--
	20:30	US	Retail Sales Ex Auto MoM	Dec	-1.1%	-0.4%	-0.2%	--
	20:30	US	Retail Sales Ex Auto and Gas	Dec	-0.7%	-0.1%	-0.2%	-0.5%
	20:30	US	Retail Sales Control Group	Dec	-0.7%	-0.3%	-0.2%	--
	20:30	US	PPI Final Demand MoM	Dec	-0.5%	-0.1%	0.3%	0.2%
	20:30	US	PPI Ex Food and Energy MoM	Dec	0.1%	0.1%	0.4%	0.2%
	20:30	US	PPI Ex Food, Energy, Trade MoM	Dec		0.2%	0.3%	--
	20:30	US	PPI Final Demand YoY	Dec	6.2%	6.8%	7.4%	7.3%
	20:30	US	PPI Ex Food and Energy YoY	Dec	5.5%	5.7%	6.2%	--
	20:30	US	PPI Ex Food, Energy, Trade YoY	Dec		--	4.9%	--
	21:00	US	Fed's Bostic Makes Welcoming Remarks at Academic Conference					
	21:15	US	Industrial Production MoM	Dec	-0.7%	-0.1%	-0.2%	-0.6%
	21:15	US	Manufacturing (SIC) Production	Dec	-1.3%	-0.3%	-0.6%	-1.1%
	21:15	US	Capacity Utilization	Dec	78.8%	79.6%	79.7%	79.4%
	22:00	US	Business Inventories	Nov	0.4%	0.4%	0.3%	0.2%
	22:00	US	NAHB Housing Market Index	Jan	35	31	31	--
Thu/19-Jan-23	02:00	US	Federal Reserve Releases Beige Book					
	02:00	US	Fed's Harker Discusses the Economic Outlook					
	04:00	US	Net Long-term TIC Flows	Nov		--	\$67.8b	--
	04:00	US	Total Net TIC Flows	Nov		--	\$179.9b	--
	05:00	US	Fed's Logan Gives Speech in Austin					
	06:50	JP	Trade Balance	Dec		-¥1653.1b	¥2027.4b	--
	06:50	JP	Trade Balance Adjusted	Dec		-¥1630.6b	¥1732.3b	--
	06:50	JP	Exports YoY	Dec		11%	20%	--
	06:50	JP	Imports YoY	Dec		22.6%	30.3%	--
	07:00	AU	Consumer Inflation Expectation	Jan		--	5.2%	--
	07:01	GB	RICS House Price Balance	Dec		--	-25%	--
	07:30	AU	Full Time Employment Change	Dec		--	34.2k	--
	07:30	AU	Employment Change	Dec		22.5k	64.0k	--
	07:30	AU	RBA FX Transactions Market	Dec		--	A\$672m	--
	07:30	AU	Participation Rate	Dec		66.8%	66.8%	--
	07:30	AU	Part Time Employment Change	Dec		--	29.8k	--
	07:30	AU	Unemployment Rate	Dec		3.4%	3.4%	--
	15:30	HK	Unemployment Rate SA	Dec		--	3.7%	--
	16:00	EZ	ECB Current Account SA	Nov		--	-0.4b	--
	16:30	GB	Bank of England Bank Liabilities/Credit Conditions Surveys					
	17:30	EZ	ECB's Lagarde Speaks at WEF					
	19:30	EZ	ECB Publishes Account of December 2022 Policy Meeting					
	20:30	CA	Wholesale Trade Sales MoM	Nov		--	2.1%	--
	20:30	US	Building Permits	Dec		1370k	1342k	--
	20:30	US	Building Permits MoM	Dec		1.4%	-11.2%	--
	20:30	US	Philadelphia Fed Business Outlook	Jan		-10	-13.8	--
	20:30	US	Housing Starts	Dec		1350k	1427k	--
	20:30	US	Housing Starts MoM	Dec		-5.4%	-0.5%	--
	20:30	US	Initial Jobless Claims	14-Jan		--	205k	--
	20:30	US	Continuing Claims	7-Jan		--	1634k	--
	21:00	EZ	ECB's Knot Speaks at WEF					
	21:00	US	Fed's Collins Speaks at Housing Conference					
	23:00	US	DOE U.S. Crude Oil Inventories	13-Jan		--	18961k	--
	23:00	US	DOE Cushing OK Crude Inventory	13-Jan		--	2511k	--
	23:00	US	DOE U.S. Gasoline Inventories	13-Jan		--	4114k	--
	23:00	US	DOE U.S. Distillate Inventory	13-Jan		--	-1069k	--
	23:00	US	DOE U.S. Refinery Utilization	13-Jan		--	4.5%	--
Fri/20-Jan-23	00:00	EZ	ECB's Schnabel Speaks					
	01:15	US	Fed's Brainard Discusses the Economic Outlook					
	04:30	NZ	BusinessNZ Manufacturing PMI	Dec		--	47.4	--
	06:30	JP	Natl CPI YoY	Dec		4%	3.8%	--
	06:30	JP	Natl CPI Ex Fresh Food YoY	Dec		4%	3.7%	--
	06:30	JP	Natl CPI Ex Fresh Food, Energy YoY	Dec		3.1%	2.8%	--
	06:35	US	Fed's Williams Speaks at Event in New York					
	07:01	GB	GfK Consumer Confidence	Jan		--	-42	--
	14:00	DE	PPI MoM	Dec		-1.1%	-3.9%	--
	14:00	DE	PPI YoY	Dec		21.7%	28.2%	--

	14:00	GB	Retail Sales Inc Auto Fuel MoM	Dec		--	-0.4%	--
	14:00	GB	Retail Sales Inc Auto Fuel YoY	Dec		--	-5.9%	--
	14:00	GB	Retail Sales Ex Auto Fuel MoM	Dec		--	-0.3%	--
	14:00	GB	Retail Sales Ex Auto Fuel YoY	Dec		--	-5.9%	--
	15:30	HK	CPI Composite YoY	Dec		2%	1.8%	--
	17:00	EZ	ECB's Lagarde Speaks at WEF					
	20:30	CA	Retail Sales MoM	Nov		--	1.4%	--
	20:30	CA	Retail Sales Ex Auto MoM	Nov		--	1.7%	--
	21:00	US	Fed's Harker Discusses the Economic Outlook					
	22:00	US	Existing Home Sales	Dec		3.96m	4.09m	--
	22:00	US	Existing Home Sales MoM	Dec		-3.2%	-7.7%	--
Sat/21-Jan-23	01:00	US	Baker Hughes U.S. Rig Count	20-Jan		--	--	--
	01:00	US	Fed's Waller Speaks at the Council on Foreign Relations					

EUR/USD

Interest Rate: 2.50% (EU) / 4.25% - 4.50% (US)



RESISTANCE	1.09857	
	1.09361	
	1.08645	
SUPPORT	1.07433	
	1.06937	
	1.06221	
SUGGESTION	BUY	---
	SELL	1.0815
	S/L	1.0870
	T/P:	1.0735 1.0685

DATE	OPEN	HIGH	LOW	RANGE	CLOSE	CHANGE	PREVIOUS
Jan 18	1.07913	1.08866	1.07654	121,2	1.07928	↑ 1,5	1.07913

WEEKLY		JANUARY		2023	
HIGH	LOW	HIGH	LOW	HIGH	LOW
1.08866 (18/Jan)	1.07654 (18/Jan)	1.08866 (18/Jan)	1.04824 (06/Jan)	1.08866 (18/Jan)	1.04824 (06/Jan)

All price & chart based on Valbury MT4 Platform

USDJPY

Interest Rate: 4.25% - 4.50% (US) / -0.10% (JP)



RESISTANCE	135.021	
	133.296	
	131.007	
SUPPORT	126.993	
	125.268	
	122.979	
SUGGESTION	BUY	128.50
	SELL	---
	S/L	127.00
	T/P:	131.00 132.50

DATE	OPEN	HIGH	LOW	RANGE	CLOSE	CHANGE	PREVIOUS
Jan 18	128.221	131.572	127.558	401,4	128.717	↑ 49,7	128.220

WEEKLY		JANUARY		2023	
HIGH	LOW	HIGH	LOW	HIGH	LOW
131.572 (18/Jan)	127.217 (16/Jan)	134.766 (06/Jan)	127.217 (16/Jan)	134.766 (06/Jan)	127.217 (16/Jan)

GBP/USD

Interest Rate: 3.50% (GB) / 4.25% - 4.50% (US)



RESISTANCE	1.26166	
	1.25257	
	1.24357	
SUPPORT	1.22548	
	1.21639	
	1.20739	
SUGGESTION	BUY	---
	SELL	1.2375
	S/L	1.2440
	T/P:	1.2245 1.2175

DATE	OPEN	HIGH	LOW	RANGE	CLOSE	CHANGE	PREVIOUS
Jan 18	1.22824	1.24348	1.22539	180,9	1.23457	↑ 64,4	1.22813

WEEKLY		JANUARY		2023	
HIGH	LOW	HIGH	LOW	HIGH	LOW
1.24348 (18/Jan)	1.21685 (17/Jan)	1.24348 (18/Jan)	1.18401 (06/Jan)	1.24348 (18/Jan)	1.18401 (06/Jan)

All price & chart based on Valbury MT4 Platform

USD/CHF

Interest Rate: 4.25% - 4.50% (US) / 1.00% (CH)



RESISTANCE	0.94022	
	0.93235	
	0.92416	
SUPPORT	0.90810	
	0.90023	
	0.89204	
SUGGESTION	BUY	0.9130
	SELL	---
	S/L	0.9070
	T/P:	0.9230 0.9280

DATE	OPEN	HIGH	LOW	RANGE	CLOSE	CHANGE	PREVIOUS
Jan 18	0.92145	0.92449	0.90843	160,6	0.91596	↓ 54,9	0.92145

WEEKLY		JANUARY		2023	
HIGH	LOW	HIGH	LOW	HIGH	LOW
0.92873 (16/Jan)	0.90843 (18/Jan)	0.94072 (06/Jan)	0.90843 (18/Jan)	0.94072 (06/Jan)	0.90843 (18/Jan)

AUD/USD

Interest Rate: 3.10% (AU) / 4.25% - 4.50% (US)



RESISTANCE	0.71522	
	0.71075	
	0.70243	
SUPPORT	0.68964	
	0.68517	
	0.67685	
SUGGESTION	BUY	---
	SELL	0.6960
	S/L	0.7025
	T/P:	0.6895 0.6850

DATE	OPEN	HIGH	LOW	RANGE	CLOSE	CHANGE	PREVIOUS
Jan 18	0.69877	0.70627	0.69348	127,9	0.69412	↓ 46,6	0.69878

WEEKLY		JANUARY		2023	
HIGH	LOW	HIGH	LOW	HIGH	LOW
0.70627 (18/Jan)	0.69287 (17/Jan)	0.70627 (18/Jan)	0.66870 (03/Jan)	0.70627 (18/Jan)	0.66870 (03/Jan)

All price & chart based on Valbury MT4 Platform

NZD/USD

Interest Rate: 4.25% (NZ) / 4.25% - 4.50% (US)



RESISTANCE	0.66125	
	0.65710	
	0.65055	
SUPPORT	0.63985	
	0.63570	
	0.62915	
SUGGESTION	BUY	---
	SELL	0.6450
	S/L	0.6505
	T/P:	0.6400 0.6360

DATE	OPEN	HIGH	LOW	RANGE	CLOSE	CHANGE	PREVIOUS
Jan 18	0.64260	0.65294	0.64224	107,0	0.64401	↑ 14,2	0.64259

WEEKLY		JANUARY		2023	
HIGH	LOW	HIGH	LOW	HIGH	LOW
0.65294 (18/Jan)	0.63603 (16/Jan)	0.65294 (18/Jan)	0.61903 (06/Jan)	0.65294 (18/Jan)	0.61903 (06/Jan)

USD/CAD

Interest Rate: 4.25% - 4.50% (US) / 4.25% (CA)



RESISTANCE	1.36893	
	1.35942	
	1.35398	
SUPPORT	1.33903	
	1.32952	
	1.32408	
SUGGESTION	BUY	1.3465
	SELL	---
	S/L	1.3390
	T/P:	1.3540 1.3595

DATE	OPEN	HIGH	LOW	RANGE	CLOSE	CHANGE	PREVIOUS
Jan 18	1.33827	1.34991	1.33496	149,5	1.34854	↑ 101,8	1.33836

WEEKLY		JANUARY		2023	
HIGH	LOW	HIGH	LOW	HIGH	LOW
1.34991 (18/Jan)	1.33496 (18/Jan)	1.36841 (03/Jan)	1.33205 (13/Jan)	1.36841 (03/Jan)	1.33205 (13/Jan)

All price & chart based on Valbury MT4 Platform

EURJPY

Interest Rate: 2.50% (EU) / -0.10% (JP)



RESISTANCE	144.362	
	143.022	
	140.990	
SUPPORT	137.618	
	136.278	
	134.246	
SUGGESTION	BUY	138.65
	SELL	---
	S/L	137.60
	T/P:	141.00 142.05

DATE	OPEN	HIGH	LOW	RANGE	CLOSE	CHANGE	PREVIOUS
Jan 18	138.371	141.682	138.310	337,2	138.958	↑ 59,5	138.363

WEEKLY		JANUARY		2023	
HIGH	LOW	HIGH	LOW	HIGH	LOW
141.682 (18/Jan)	138.086 (17/Jan)	142.844 (11/Jan)	137.377 (03/Jan)	142.844 (11/Jan)	137.377 (03/Jan)

GOLD (XAU/USD)



RESISTANCE	1950.19	
	1937.96	
	1920.96	
SUPPORT	1891.73	
	1879.50	
	1862.50	
SUGGESTION	BUY	---
	SELL	1906.00
	S/L	1920.00
	T/P:	1891.00 1879.00

DATE	OPEN	HIGH	LOW	RANGE	CLOSE	CHANGE	PREVIOUS
Jan 18	1907.81	1925.72	1896.49	29.23	1903.97	↓ 4.48	1908.45

WEEKLY		JANUARY		2023	
HIGH	LOW	HIGH	LOW	HIGH	LOW
1928.86 (16/Jan)	1896.49 (18/Jan)	1928.86 (16/Jan)	1823.61 (03/Jan)	1928.86 (16/Jan)	1823.61 (03/Jan)

All price & chart based on Valbury MT4 Platform

SILVER – XAG/USD



RESISTANCE	24.964	
	24.641	
	24.045	
SUPPORT	23.126	
	22.803	
	22.207	
SUGGESTION	BUY	---
	SELL	23.60
	S/L	24.05
	T/P:	23.15 22.80

DATE	OPEN	HIGH	LOW	RANGE	CLOSE	CHANGE	PREVIOUS
Jan 18	23.894	24.319	23.400	0.919	23.448	↓ 0.458	23.906

WEEKLY		JANUARY		2023	
HIGH	LOW	HIGH	LOW	HIGH	LOW
24.486 (16/Jan)	23.400 (18/Jan)	24.526 (03/Jan)	23.094 (05/Jan)	24.526 (03/Jan)	23.094 (05/Jan)

OIL WTI – CL-MAR/USD
(Exp. 17 February 2023)



RESISTANCE	85.08	
	83.88	
	81.66	
SUPPORT	78.24	
	77.04	
	74.82	
SUGGESTION	BUY	---
	SELL	79.95
	S/L	81.65
	T/P:	78.25 77.05

DATE	OPEN	HIGH	LOW	RANGE	CLOSE	CHANGE	PREVIOUS
Jan 18 (CL-MAR)	81.30	82.67	79.25	3.42	79.45	↓ 1.89	81.34
Jan 18 (CL-FEB)	81.02	82.39	78.95	3.44	79.16	↓ 1.90	81.06

WEEKLY		JANUARY		2023	
HIGH	LOW	HIGH	LOW	HIGH	LOW
82.67 (18/Jan)	78.56 (16/Jan)	82.67 (18/Jan)	72.48 (05/Jan)	82.67 (18/Jan)	72.48 (05/Jan)

All price & chart based on Valbury MT4 Platform

PT. Valbury Asia Futures

Disclaimer

All contents of this report have been prepared by the Research Dept. of Valbury Asia Futures and are provided solely for informational purpose. We have taken reasonable measures to ensure the accuracy of the report, however, do not guarantee its accuracy and will not accept liability for any consequential loss or damage which may arise directly or indirectly from any use of the report.

Published by RESEARCH DEPARTMENT – PT VALBURY ASIA FUTURES
Menara Karya 9th Floor, Jl. HR Rasuna Said Blok X-5 Kav. 1-2 Jakarta 12950 Indonesia
Phone : +6221-25533777, Email: research@valbury.com