








## Daily Outlook

GLOBAL MARKETS & ECONOMIES | WEEKLY ECONOMIC INDICATORS | CURRENCIES | PRECIOUS METAL | OIL |

### “USD Naik Karena Perekonomian AS Yang Kuat Mendukung Sikap Hawkish Federal Reserve”

Counter	News	Trend	Support	Resistance
 <b>CLc1 (WTI)</b>	<b>OIL</b> – Harga minyak bertahan di dekat level terendah dalam tiga minggu pada hari Kamis karena investor mempertimbangkan data ekonomi AS yang beragam, sanksi AS terhadap Venezuela dan Iran serta meredanya ketegangan di Timur Tengah. Resistance 82.79, support 81.02	↓	81.02	82.79
 <b>XAUUSD</b>	<b>XAUUSD</b> – Harga safe-haven emas menguat pada hari Kamis karena ketegangan yang terus berlanjut di Timur Tengah menambah daya tarik emas meskipun data ekonomi yang kuat dari AS meningkatkan prospek penurunan suku bunga yang lebih sedikit. Resistance 2393.28, support 2363.79	↑	2363.79	2393.28
 <b>EURUSD</b>	<b>EURUSD</b> – Harga turun setelah USD naik pada hari Kamis karena serangkaian data AS yang beragam tidak banyak mengubah pandangan bahwa perekonomian masih berada pada kondisi yang kokoh, menunjukkan bahwa Federal Reserve kemungkinan akan menunda waktu penurunan suku bunga pertamanya sejak tahun 2020 hingga akhir tahun ini. Resistance utama di 1.0674, support di 1.0625	↓	1.0625	1.0674
 <b>USDJPY</b>	<b>USDJPY</b> – Yen melemah terhadap USD yang menguat pada hari Kamis karena serangkaian data AS yang beragam tidak banyak mengubah pandangan bahwa perekonomian masih berada pada kondisi yang kokoh menunjukkan bahwa Federal Reserve kemungkinan akan menunda waktu penurunan suku bunga pertamanya sejak tahun 2020 hingga akhir tahun ini, pelaku pasar telah meningkatkan kemungkinan intervensi oleh otoritas Jepang untuk menopang yen yang saat ini mengarah ke level 155 meskipun mereka percaya bahwa Jepang dapat melakukan intervensi kapan saja. Resistance 154.85, support 154.13	↑	154.13	154.85
 <b>GBPUSD</b>	<b>GBPUSD</b> – Harga turun setelah USD naik pada hari Kamis karena serangkaian data AS yang beragam tidak banyak mengubah pandangan bahwa perekonomian masih berada pada kondisi yang kokoh, menunjukkan bahwa Federal Reserve kemungkinan akan menunda waktu penurunan suku bunga pertamanya sejak tahun 2020 hingga akhir tahun ini. Resistance utama 1.2468, support 1.2417	↓	1.2417	1.2468
 <b>USDCHF</b>	<b>USDCHF</b> – Harga naik setelah USD menguat pada hari Kamis karena serangkaian data AS yang beragam tidak banyak mengubah pandangan bahwa perekonomian masih berada pada kondisi yang kokoh, menunjukkan bahwa Federal Reserve kemungkinan akan menunda waktu penurunan suku bunga pertamanya sejak tahun 2020 hingga akhir tahun ini. Resistance utama 0.9138, support 0.9093	↑	0.9093	0.9138
 <b>AUDUSD</b>	<b>AUDUSD</b> – Harga turun setelah USD naik pada hari Kamis karena serangkaian data AS yang beragam tidak banyak mengubah pandangan bahwa perekonomian masih berada pada kondisi yang kokoh, menunjukkan bahwa Federal Reserve kemungkinan akan menunda waktu penurunan suku bunga pertamanya sejak tahun 2020 hingga akhir tahun ini. Resistance 0.6445, support 0.6405	↓	0.6405	0.6445

### ECONOMIC INDICATORS

DATE	WIB	CT Y	INDICATORS	PER	ACTUAL	FORECAST	PREV.	REV.
<b>Mon/15-Apr-24</b>	05:30	NZ	Performance Services Index	Mar	47.5	--	53	--
	06:50	JP	Core Machine Orders MoM	Feb	7.7%	--	-1.7%	--
	06:50	JP	Core Machine Orders YoY	Feb	-1.8%	--	-10.9%	--
	13:30	CH	Producer & Import Prices YoY	Mar	-2.1%	--	-2%	--
	13:30	CH	Producer & Import Prices MoM	Mar	0.1%	--	0.1%	--
	16:00	EZ	Industrial Production SA MoM	Feb	0.8%	0.8%	-3.2%	-3%
	16:00	EZ	Industrial Production WDA YoY	Feb	-6.4%	--	-6.7%	6.6%
	19:15	CA	Housing Starts	Mar		--	253.5k	--
	19:30	CA	Manufacturing Sales MoM	Feb	0.7%	0.7%	0.2%	--
	19:30	CA	Wholesale Sales ex Petroleum MoM	Feb	0%	0.8%	0.1%	--
	19:30	US	Empire Manufacturing	Apr	-14.3	-9	-20.9	--
	19:30	US	Retail Sales Advance MoM	Mar	0.7%	0.3%	0.6%	0.9%
	19:30	US	Retail Sales Ex Auto MoM	Mar	1.1%	0.4%	0.3%	0.6%
	19:30	US	Retail Sales Ex Auto and Gas	Mar	1%	0.3%	0.3%	0.5%
	19:30	US	Retail Sales Control Group	Mar	1.1%	0.4%	0.0%	0.3%
	21:00	US	Business Inventories	Feb	0.4%	0.3%	0.0%	--
	21:00	US	NAHB Housing Market Index	Apr	51	51	51	--
<b>Tue/16-Apr-24</b>	07:00	US	Fed's Daly Gives Keynote Remarks					
	09:00	CN	GDP YTD YoY	1Q	5.3%	5%	5.2%	--
	09:00	CN	GDP SA QoQ	1Q	1.6%	1.4%	1%	--
	09:00	CN	Industrial Production YoY	Mar	4.5%	5.4%	7%	--
	09:00	CN	GDP YoY	1Q	5.3%	4.8%	5.2%	--
	09:00	CN	Retail Sales YoY	Mar	3.1%	4.5%	5.5%	--
	09:00	CN	Industrial Production YTD YoY	Mar	4.5%	6%	7%	--
	09:00	CN	Retail Sales YTD YoY	Mar	4.7%	--	5.5%	--
	09:00	CN	Surveyed Jobless Rate	Mar	5.2%	5.2%	5.3%	--
	13:00	GB	Average Weekly Earnings 3M/YoY	Feb	5.6%	5.5%	5.6%	--
	13:00	GB	Weekly Earnings ex Bonus 3M/YoY	Feb	6%	--	6.1%	--
	13:00	GB	ILO Unemployment Rate 3Mths	Feb	4.2%	4%	3.9%	--
	13:00	GB	Employment Change 3M/3M	Feb	-156k	--	-21k	--
	13:00	GB	Payrolled Employees Monthly Change	Mar	10.9k	17.2k	20k	4.1k
	13:00	GB	Claimant Count Rate	Mar	4.2%	4%	4%	--
	13:00	GB	Jobless Claims Change	Mar	--	--	16.8k	--
	16:00	EZ	ZEW Survey Expectations	Apr	43.9	37.2	33.5	--
	16:00	EZ	Trade Balance SA	Feb		--	28.1b	--
	16:00	EZ	Trade Balance NSA	Feb	€23.6b	--	€11.4b	--
	16:00	DE	ZEW Survey Expectations	Apr	42.9	35.9	31.7	--
	16:00	DE	ZEW Survey Current Situation	Apr	-79.2	--	-80.5	--
	19:30	CA	CPI NSA MoM	Mar	0.6%	0.7%	0.3%	--
	19:30	CA	CPI YoY	Mar	2.9%	--	2.8%	--
	19:30	CA	Consumer Price Index	Mar		--	158.8	--
	19:30	CA	CPI Core- Median YoY%	Mar	2.8%	3%	3.1%	--
	19:30	CA	CPI Core- Trim YoY%	Mar	3.1%	3.2%	3.2%	--
	19:30	US	Building Permits MoM	Mar	-4.3%	-0.9%	1.9%	2.3%
	19:30	US	Building Permits	Mar	1458k	1514k	1523k	1524k
	19:30	US	Housing Starts	Mar	1321k	1480k	1521k	1549k
	19:30	US	Housing Starts MoM	Mar	-14.7%	-3%	10.7%	12.7%
	20:15	US	Industrial Production MoM	Mar	0.4%	0.4%	0.4%	--
	20:15	US	Capacity Utilization	Mar	78.4%	78.5%	78.2%	--
20:15	US	Manufacturing (SIC) Production	Mar	0.8%	--	0.8%	-0.7%	
<b>Wed/17-Apr-24</b>	05:45	NZ	CPI QoQ	1Q	0.6%	0.6%	0.5%	--
	05:45	NZ	CPI YoY	1Q	4%	--	4.7%	--
	05:45	NZ	CPI Tradeable QoQ	1Q		--	-0.2%	--
	05:45	NZ	CPI Non Tradeable QoQ	1Q		--	1.1%	--
	06:50	JP	Trade Balance	Mar	¥366.5b	--	¥-379.4b	¥-377.8b
	06:50	JP	Trade Balance Adjusted	Mar	¥-700b	¥-280b	¥-451.6b	¥-570b
	06:50	JP	Exports YoY	Mar	7.3%	--	7.8%	--
	06:50	JP	Imports YoY	Mar	-4.9%	--	0.5%	--
	07:30	AU	Westpac Leading Index MoM	Mar	-0.1%	--	0.08%	0.1%
	13:00	GB	CPI MoM	Mar	0.6%	--	0.6%	--
	13:00	GB	CPI YoY	Mar	3.2%	3.1%	3.4%	--
	13:00	GB	CPI Core YoY	Mar	4.2%	4.1%	4.5%	--
	13:00	GB	CPI Services YoY	Mar		--	6.1%	--
	13:00	GB	CPIH YoY	Mar		--	3.8%	--
	13:00	GB	Retail Price Index	Mar		--	381	--
	13:00	GB	RPI MoM	Mar	0.5%	--	0.8%	--
	13:00	GB	RPI YoY	Mar	4.3%	4.2%	4.5%	--

	13:00	GB	RPI Ex Mort Int.Payments (YoY)	Mar		--	3.5%	--
	13:00	GB	PPI Output NSA MoM	Mar	0.2%	0.2%	0.3%	--
	13:00	GB	PPI Output NSA YoY	Mar	0.6%	--	0.4%	--
	13:00	GB	PPI Input NSA MoM	Mar	-0.1%	0.1%	-0.4%	0.3%
	13:00	GB	PPI Input NSA YoY	Mar	-2.5%	--	-2.7%	-2.2%
	16:00	EZ	CPI YoY	Mar F	2.4%	2.4%	2.6%	2.6%
	16:00	EZ	CPI MoM	Mar F	0.8%	0.8%	0.6%	--
	16:00	EZ	CPI Core YoY	Mar F	2.9%	2.9%	3.1%	--
	21:30	US	DOE U.S. Crude Oil Inventories	12-Apr	2735k	1600k	5841k	--
	21:30	US	DOE Cushing OK Crude Inventory	12-Apr	33k	--	-170k	--
	21:30	US	DOE U.S. Gasoline Inventories	12-Apr	-1154k	--	715k	--
	21:30	US	DOE U.S. Distillate Inventory	12-Apr	-2760k	--	1659k	--
	21:30	US	DOE U.S. Refinery Utilization	12-Apr	-0.2%	--	-0.3%	--
<b>Thu/18-Apr-24</b>	01:00	US	Federal Reserve Releases Beige Book					
	08:30	AU	NAB Business Confidence	1Q	-2	--	-6	--
	08:30	AU	Participation Rate	Mar	66.6%	--	66.7%	--
	08:30	AU	Part Time Employment Change	Mar	-34.5k	--	38.3k	38.2k
	08:30	AU	Unemployment Rate	Mar	3.8%	3.9%	3.7%	--
	08:30	AU	Employment Change	Mar	-6.6k	7.2k	116.5k	117.6k
	08:30	AU	Full Time Employment Change	Mar	27.9k	--	78.2k	76.4k
	08:30	JP	BOJ Board Noguchi Speech in Saga					
	11:30	JP	Tertiary Industry Index MoM	Feb	1.5%	0.4%	0.3%	-0.5%
	13:00	JP	Machine Tool Orders YoY	Mar F		--	--	--
	13:00	CH	Exports Real MoM	Mar		--	0.2%	--
	13:00	CH	Imports Real MoM	Mar		--	3.8%	--
	15:00	EZ	ECB Current Account SA	Feb	29.5b	45.2b	39.4b	39.3b
	16:00	EZ	Construction Output MoM	Feb	1.83%	--	0.5%	0.19%
	16:00	EZ	Construction Output YoY	Feb	-0.4%	--	0.8%	-0.3%
	19:30	US	Initial Jobless Claims	13-Apr	212k	215k	211k	212k
	19:30	US	Continuing Claims	6-Apr	1812k	1818k	1810k	--
	20:15	US	Fed's Bowman Speaks at SIFMA Roundtable					
	21:00	US	Leading Index	Mar	-0.3%	-0.1%	0.1%	--
	21:00	US	Existing Home Sales	Mar	4.19m	4.2m	4.38m	--
	21:00	US	Existing Home Sales MoM	Mar	-4.3	-0.7%	9.5%	--
	22:00	US	Fed's Bostic Speaks in Fireside Chat on Economy					
<b>Fri/19-Apr-24</b>	04:45	US	Fed's Bostic Chats About Economy, Monetary Policy					
	06:30	JP	Natl CPI YoY	Mar		--	2.8%	--
	06:30	JP	Natl CPI Ex Fresh Food YoY	Mar		--	2.8%	--
	06:30	JP	Natl CPI Ex Fresh Food, Energy YoY	Mar		--	3.2%	--
	13:00	DE	PPI MoM	Mar		--	-0.4%	--
	13:00	DE	PPI YoY	Mar		--	-4.1%	--
	13:00	GB	Retail Sales Inc Auto Fuel MoM	Mar		--	0.0%	--
	13:00	GB	Retail Sales Inc Auto Fuel YoY	Mar		--	-0.4%	--
	13:00	GB	Retail Sales Ex Auto Fuel MoM	Mar		--	0.2%	--
	13:00	GB	Retail Sales Ex Auto Fuel YoY	Mar		--	-0.5%	--
	21:30	US	Fed's Goolsbee Participates in Q&A					
<b>Sat/20-Apr-24</b>	00:00	US	Baker Hughes U.S. Rig Count	19-Apr		--	--	--

### OIL WTI – CL-JUN/USD (Exp. 17 May 2024)



RESISTANCE	84.56	
	83.69	
	82.79	
SUPPORT	81.02	
	80.15	
	79.25	
SUGGESTION	BUY	---
	SELL	81.90
	S/L	82.80
	T/P:	81.00 80.15

DATE	OPEN	HIGH	LOW	RANGE	CLOSE	CHANGE	PREVIOUS
Apr 18 (CL-JUN)	82.35	82.83	81.06	1.77	81.88	↓ 0.44	82.32
Apr 18 (CL-MAY)	82.85	83.45	81.56	1.89	82.46	↓ 0.37	82.83

WEEKLY		APRIL		2024	
HIGH	LOW	HIGH	LOW	HIGH	LOW
86.17 (16/Apr)	81.06 (18/Apr)	87.63 (12/Apr)	81.06 (18/Apr)	87.63 (12/Apr)	69.30 (03/Jan)

### GOLD (XAU/USD)



RESISTANCE	2422.77	
	2407.73	
	2393.28	
SUPPORT	2363.79	
	2348.75	
	2334.30	
SUGGESTION	BUY	2378.00
	SELL	---
	S/L	2363.00
	T/P:	2393.00 2407.00

DATE	OPEN	HIGH	LOW	RANGE	CLOSE	CHANGE	PREVIOUS
Apr 18	2363.21	2392.70	2363.21	29.49	2378.82	↑ 17.77	2361.05

WEEKLY		APRIL		2024	
HIGH	LOW	HIGH	LOW	HIGH	LOW
2398.18 (16/Apr)	2324.02 (15/Apr)	2431.35 (12/Apr)	2228.35 (01/Apr)	2431.35 (12/Apr)	1989.97 (13/Feb)

### SILVER – XAG/USD



RESISTANCE	29.054	
	28.844	
	28.531	
SUPPORT	28.008	
	27.798	
	27.485	
SUGGESTION	BUY	28.15
	SELL	---
	S/L	28.00
	T/P:	28.50 28.65

DATE	OPEN	HIGH	LOW	RANGE	CLOSE	CHANGE	PREVIOUS
Apr 18	28.196	28.635	28.112	0.523	28.217	↑ 0.015	28.202

WEEKLY		APRIL		2024	
HIGH	LOW	HIGH	LOW	HIGH	LOW
28.996 (16/Apr)	27.929 (16/Apr)	29.773 (12/Apr)	24.719 (01/Apr)	29.773 (12/Apr)	21.903 (22/Jan)

### EUR/USD

Interest Rate: 4.50% (EU) / 5.25% - 5.50% (US)



RESISTANCE	1.07230	
	1.07060	
	1.06744	
SUPPORT	1.06258	
	1.06088	
	1.05772	
SUGGESTION	BUY	---
	SELL	1.0650
	S/L	1.0675
	T/P:	1.0625 1.0605

DATE	OPEN	HIGH	LOW	RANGE	CLOSE	CHANGE	PREVIOUS
Apr 18	1.06714	1.06891	1.06405	48,6	1.06428	↓ 28,7	1.06715

WEEKLY		APRIL		2024	
HIGH	LOW	HIGH	LOW	LOW	HIGH
1.06891 (18/Apr)	1.06003 (16/Apr)	1.08842 (09/Apr)	1.06003 (16/Apr)	1.10438 (02/Jan)	1.06003 (16/Apr)

All price & chart based on Valbury MT4 Platform

### USDJPY

Interest Rate: 5.25% - 5.50% (US) / 0.00% (JP)



DATE	OPEN	HIGH	LOW	RANGE	CLOSE	CHANGE	PREVIOUS
Apr 18	154.309	154.670	153.947	72,3	154.592	↑ 28,3	154.309

WEEKLY		APRIL		2024	
HIGH	LOW	HIGH	LOW	HIGH	LOW
154.777 (16/Apr)	153.217 (15/Apr)	154.777 (16/Apr)	150.802 (05/Apr)	154.777 (16/Apr)	140.806 (02/Jan)

### GBP/USD

Interest Rate: 5.25% (GB) / 5.25% - 5.50% (US)



DATE	OPEN	HIGH	LOW	RANGE	CLOSE	CHANGE	PREVIOUS
Apr 18	1.24532	1.24835	1.24325	51,0	1.24354	↓ 17,9	1.24533

WEEKLY		APRIL		2024	
HIGH	LOW	HIGH	LOW	HIGH	LOW
1.24976 (15/Apr)	1.24043 (16/Apr)	1.27083 (09/Apr)	1.24043 (16/Apr)	1.28926 (08/Mar)	1.24043 (16/Apr)

All price & chart based on Valbury MT4 Platform

### USD/CHF

Interest Rate: 5.25% - 5.50% (US) / 1.50% (CH)



RESISTANCE	0.91830	
	0.91539	
	0.91382	
SUPPORT	0.90934	
	0.90643	
	0.90486	
SUGGESTION	BUY	0.9115
	SELL	---
	S/L	0.9090
	T/P:	0.9140 0.9155

DATE	OPEN	HIGH	LOW	RANGE	CLOSE	CHANGE	PREVIOUS
Apr 18	0.91033	0.91248	0.90800	44,8	0.91225	↑ 20,0	0.91025

WEEKLY		APRIL		2024	
HIGH	LOW	HIGH	LOW	HIGH	LOW
0.91509 (15/Apr)	0.90800 (18/Apr)	0.91509 (15/Apr)	0.89968 (05/Apr)	0.91509 (15/Apr)	0.84012 (02/Jan)

### AUD/USD

Interest Rate: 4.35% (AU) / 5.25% - 5.50% (US)



RESISTANCE	0.64859	
	0.64708	
	0.64457	
SUPPORT	0.64055	
	0.63904	
	0.63653	
SUGGESTION	BUY	---
	SELL	0.6425
	S/L	0.6445
	T/P:	0.6405 0.6390

DATE	OPEN	HIGH	LOW	RANGE	CLOSE	CHANGE	PREVIOUS
Apr 18	0.64345	0.64557	0.64155	40,2	0.64206	↓ 13,9	0.64345

WEEKLY		APRIL		2024	
HIGH	LOW	HIGH	LOW	HIGH	LOW
0.64924 (15/Apr)	0.63886 (16/Apr)	0.66442 (09/Apr)	0.63886 (16/Apr)	0.68381 (02/Jan)	0.63886 (16/Apr)

All price & chart based on Valbury MT4 Platform

### NZD/USD

Interest Rate: 5.50% (NZ) / 5.25% - 5.50% (US)



RESISTANCE	0.59567	
	0.59444	
	0.59225	
SUPPORT	0.58883	
	0.58760	
	0.58541	
SUGGESTION	BUY	---
	SELL	0.5905
	S/L	0.5925
	T/P:	0.5885 0.5875

DATE	OPEN	HIGH	LOW	RANGE	CLOSE	CHANGE	PREVIOUS
Apr 18	0.59161	0.59320	0.58978	34,2	0.59007	↓ 15,3	0.59160

WEEKLY		APRIL		2024	
HIGH	LOW	HIGH	LOW	HIGH	LOW
0.59526 (15/Apr)	0.58597 (17/Apr)	0.60819 (10/Apr)	0.58597 (17/Apr)	0.63216 (02/Jan)	0.58597 (17/Apr)

### USD/CAD

Interest Rate: 5.25% - 5.50% (US) / 5.00% (CA)



RESISTANCE	1.38238	
	1.38022	
	1.37841	
SUPPORT	1.37444	
	1.37228	
	1.37047	
SUGGESTION	BUY	1.3760
	SELL	---
	S/L	1.3745
	T/P:	1.3785 1.3800

DATE	OPEN	HIGH	LOW	RANGE	CLOSE	CHANGE	PREVIOUS
Apr 18	1.37699	1.37805	1.37408	39,7	1.37661	↓ 3,8	1.37699

WEEKLY		APRIL		2024	
HIGH	LOW	HIGH	LOW	HIGH	LOW
1.38450 (16/Apr)	1.37242 (15/Apr)	1.38450 (16/Apr)	1.34769 (04/Apr)	1.38450 (16/Apr)	1.32277 (02/Jan)

All price & chart based on Valbury MT4 Platform



### EURJPY

Interest Rate: 4.50% (EU) / 0.00% (JP)

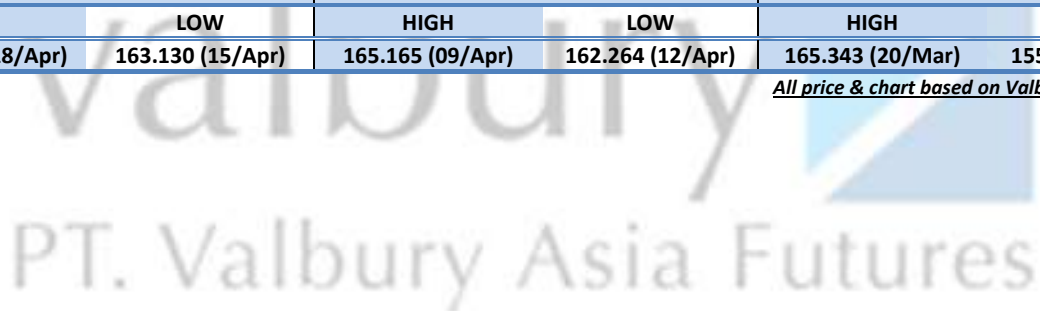


RESISTANCE	165.468	
	165.206	
	164.872	
SUPPORT	164.276	
	164.014	
	163.680	
SUGGESTION	BUY	---
	SELL	164.60
	S/L	164.90
	T/P:	164.25 164.00

DATE	OPEN	HIGH	LOW	RANGE	CLOSE	CHANGE	PREVIOUS
Apr 18	164.678	164.945	164.349	59,6	164.537	↓ 14,0	164.677

WEEKLY		APRIL		2024	
HIGH	LOW	HIGH	LOW	HIGH	LOW
164.945 (18/Apr)	163.130 (15/Apr)	165.165 (09/Apr)	162.264 (12/Apr)	165.343 (20/Mar)	155.060 (02/Jan)

*All price & chart based on Valbury MT4 Platform*



## Disclaimer

All contents of this report have been prepared by the Research Dept. of Valbury Asia Futures and are provided solely for informational purpose. We have taken reasonable measures to ensure the accuracy of the report, however, do not guarantee its accuracy and will not accept liability for any consequential loss or damage which may arise directly or indirectly from any use of the report.

Published by RESEARCH DEPARTMENT – PT VALBURY ASIA FUTURES  
Menara Karya 9th Floor, Jl. HR Rasuna Said Blok X-5 Kav. 1-2 Jakarta 12950 Indonesia  
Phone : +6221-25533777, Email: [research@valbury.com](mailto:research@valbury.com)