








Daily Outlook

GLOBAL MARKETS & ECONOMIES | WEEKLY ECONOMIC INDICATORS | CURRENCIES | PRECIOUS METAL | O I L |

Counter	News	Trend	Support	Resistance
 EURUSD	EURUSD – Harga turun setelah USD ditutup menguat pada hari Kamis karena imbal hasil Treasury AS meningkat dan investor mengamati komentar hawkish dari pejabat Federal Reserve. <i>Resistance di 1.0459, support di 1.0309</i>	↓	1.0309	1.0459
 USDJPY	USDJPY – Harga yen melemah terhadap USD yang naik karena imbal hasil Treasury AS meningkat dan investor memperhatikan komentar hawkish dari pejabat Federal Reserve di tengah ekspektasi suku bunga yang lebih tinggi. Fokus hari ini pada rilis data inflasi Jepang. <i>Resistance 141.04, support 139.18</i>	↑	139.18	141.04
 USDCHF	USDCHF – Harga naik setelah USD ditutup menguat pada hari Kamis karena imbal hasil Treasury AS meningkat dan investor mengamati komentar hawkish dari pejabat Federal Reserve. <i>Resistance utama 0.9574, support 0.9450</i>	↑	0.9450	0.9574
 GBPUSD	GBPUSD – Pound Inggris ditutup melemah terhadap USD karena investor tidak terkesan dengan anggaran terbaru pemerintah Inggris dan USD ditutup menguat karena imbal hasil Treasury AS meningkat dan investor mengamati komentar hawkish dari pejabat Federal Reserve. <i>Resistance utama 1.1958, support 1.1764</i>	↓	1.1764	1.1958
 AUDUSD	AUDUSD – Harga turun karena sentimen risiko turun dan USD naik karena imbal hasil Treasury AS meningkat dan investor memperhatikan komentar hawkish dari pejabat Federal Reserve di tengah ekspektasi suku bunga yang lebih tinggi. <i>Resistance 0.6745, support 0.6628</i>	↓	0.6628	0.6745
 XAUUSD	XAUUSD – Harga emas turun karena penguatan dolar dan imbal hasil Treasury AS yang lebih tinggi, sementara komentar baru-baru ini dari pejabat Federal Reserve AS yang mengisyaratkan berlanjutnya pengetatan kebijakan untuk menjinakkan inflasi. <i>Resistance 1771.71, support 1751.42</i>	↓	1751.42	1771.71
 CLc1 (WTI)	Oil – Harga minyak turun lebih dari 3% dengan permintaan tertekan oleh meningkatnya kasus COVID-19 di China dan kekhawatiran kenaikan suku bunga AS yang lebih agresif membebani permintaan minyak. <i>Resistance 84.08, support 80.42</i>	↓	80.42	84.08

ECONOMIC INDICATORS

DATE	WIB	CT Y	INDICATORS	PER	ACTUAL	FORECAST	PREV.	REV.
Mon/14-Nov-22	04:30	NZ	Performance Services Index	Oct	57.4	--	55.8	55.9
	04:30	US	Fed's Waller Discusses the Economic Outlook					
	07:01	GB	Rightmove House Prices MoM	Nov	-1.1%	--	0.9%	--
	07:01	GB	Rightmove House Prices YoY	Nov		--	7.8%	--
	14:30	CH	Producer & Import Prices MoM	Oct	0.0%	--	0.2%	--
	14:30	CH	Producer & Import Prices YoY	Oct	4.9%	--	5.4%	--
	17:00	EZ	ECB's Panetta Speaks					
	17:00	EZ	Industrial Production SA MoM	Sep	0.9%	0.3%	1.5%	2%
	17:00	EZ	Industrial Production WDA YoY	Sep	4.9%	2.8%	2.5%	2.8%
	23:15	EZ	ECB's Centeno Speaks at Bank of Portugal Event					
	23:15	EZ	ECB's Guindos Speaks in Frankfurt					
	23:30	US	Fed's Brainard Discusses the Economic Outlook					
	Tue/15-Nov-22	03:00	NZ	REINZ House Sales YoY	Oct		--	-10.9%
06:30		US	Fed's Williams Moderates Panel at the Economic Club of...					
06:50		JP	GDP Annualized SA QoQ	3Q P	-1.2%	1.1%	3.5%	4.6%
06:50		JP	GDP SA QoQ	3Q P	-0.3%	0.3%	0.9%	1.1%
06:50		JP	GDP Nominal SA QoQ	3Q P		0.2%	0.6%	--
06:50		JP	GDP Deflator YoY	3Q P	-0.5%	-0.6%	-0.3%	--
06:50		JP	GDP Private Consumption QoQ	3Q P	0.3%	0.2%	1.2%	--
06:50		JP	GDP Business Spending QoQ	3Q P		2.2%	2%	--
06:50		JP	Inventory Contribution % GDP	3Q P		0.0%	-0.3%	--
06:50		JP	Net Exports Contribution % GDP	3Q P		-0.3%	0.1%	--
07:30		AU	RBA Minutes of Nov. Policy Meeting					
09:00		CN	Industrial Production YoY	Oct	5%	5.2%	6.3%	--
09:00		CN	Industrial Production YTD YoY	Oct	4%	4%	3.9%	--
09:00		CN	Retail Sales YoY	Oct	-0.5%	1%	2.5%	--
09:00		CN	Retail Sales YTD YoY	Oct	0.58%	0.8%	0.7%	0.71%
09:00		CN	Surveyed Jobless Rate	Oct	5.5%	5.5%	5.5%	--
10:00		EZ	ECB's Villeroy speaks in Tokyo					
11:30		JP	Industrial Production MoM	Sep F	-1.7%	-1.6%	3.4%	--
11:30		JP	Industrial Production YoY	Sep F	9.6%	--	5.8%	--
11:30		JP	Capacity Utilization MoM	Sep	-0.4%	--	1.2%	--
13:10		EZ	ECB's Villeroy speaks in Tokyo					
14:00		GB	Payrolled Employees Monthly Change	Oct		--	69k	--
14:00		GB	Claimant Count Rate	Oct	3.3k	17.3k	3.9%	--
14:00		GB	Jobless Claims Change	Oct		--	25.5k	--
14:00		GB	Average Weekly Earnings 3M/YoY	Sep	6%	5.9%	6.1%	--
14:00		GB	Weekly Earnings ex Bonus 3M/YoY	Sep	5.7%	5.5%	5.5%	--
14:00		GB	ILO Unemployment Rate 3Mths	Sep	3.6%	3.5%	3.5%	--
14:00		GB	Employment Change 3M/3M	Sep	-52k	-25k	-109k	--
17:00		EZ	ZEW Survey Expectations	Nov	-38.7	--	-59.7	--
17:00		EZ	Trade Balance SA	Sep		--	-47.3b	--
17:00		EZ	Trade Balance NSA	Sep	-34.4b	-44.5b	-50.9b	-52.4b
17:00		EZ	Employment QoQ	3Q P	0.2%	0.3%	0.4%	--
17:00		EZ	Employment YoY	3Q P	1.7%	1.8%	2.7%	--
17:00		EZ	GDP SA QoQ	3Q P	0.2%	0.2%	0.8%	--
17:00		EZ	GDP SA YoY	3Q P	2.1%	2.1%	4.3%	--
17:00		DE	ZEW Survey Expectations	Nov	-36.7	-50	-59.2	--
17:00		DE	ZEW Survey Current Situation	Nov	-64.5	-68.4	-72.2	--
20:30		CA	Manufacturing Sales MoM	Sep	0%	-0.5%	-2%	--
20:30		CA	Wholesale Trade Sales MoM	Sep	0.1%	-0.2%	1.4%	--
20:30		US	Empire Manufacturing	Nov	4.5	-5	-9.1	--
20:30		US	PPI Final Demand MoM	Oct	0.2%	0.4%	0.4%	0.2%
20:30		US	PPI Ex Food and Energy MoM	Oct	0%	0.3%	0.3%	0.2%
20:30		US	PPI Ex Food, Energy, Trade MoM	Oct		0.3%	0.4%	--
20:30		US	PPI Final Demand YoY	Oct	6.8%	8.3%	8.5%	8.4%
20:30		US	PPI Ex Food and Energy YoY	Oct	6.7%	7.2%	7.2%	--
20:30		US	PPI Ex Food, Energy, Trade YoY	Oct		--	5.6%	--
21:00		CA	Existing Home Sales MoM	Oct		--	-3.9%	--
21:00	US	Fed's Harker Discusses the Economic Outlook						
21:00	US	Fed's Cook Discusses Post-Covid Challenges Facing Women						
22:00	US	Fed Vice Chair for Supervision Barr Speaks Before Senate Panel						
Wed/16-Nov-22	N/A	EZ	ECB Financial Stability Review (provisional date)					

	00:30	EZ	ECB's Elderson Speaks					
	06:30	AU	Westpac Leading Index MoM	Oct	-0.1%	--	0.0%	--
	06:50	JP	Core Machine Orders YoY	Sep	2.9%	7.4%	9.7%	--
	06:50	JP	Core Machine Orders MoM	Sep	-4.6%	0.7%	-5.8%	--
	07:30	AU	Wage Price Index QoQ	3Q	1%	0.9%	0.7%	0.8%
	07:30	AU	Wage Price Index YoY	3Q	3.1%	3%	2.6%	--
	11:30	JP	Tertiary Industry Index MoM	Sep	-0.4%	0.6%	0.7%	--
	14:00	GB	CPIH YoY	Oct		--	8.8%	--
	14:00	GB	CPI MoM	Oct	2%	1.7%	0.5%	--
	14:00	GB	CPI YoY	Oct	11.1%	10.7%	10.1%	--
	14:00	GB	CPI Core YoY	Oct	6.5%	6.4%	6.5%	--
	14:00	GB	Retail Price Index	Oct		--	347.6	--
	14:00	GB	RPI MoM	Oct	2.5%	1.8%	0.7%	--
	14:00	GB	RPI YoY	Oct	14.2%	13.5%	12.6%	--
	14:00	GB	RPI Ex Mort Int.Payments (YoY)	Oct		--	12.4%	--
	14:00	GB	PPI Output NSA MoM	Oct	0.3%	0.5%	0.2%	0.3%
	14:00	GB	PPI Output NSA YoY	Oct	14.8%	14.6%	15.9%	16.3%
	14:00	GB	PPI Input NSA MoM	Oct	0.6%	0.3%	0.4%	0.9%
	14:00	GB	PPI Input NSA YoY	Oct	19.2%	18%	20%	20.8%
	16:30	GB	House Price Index YoY	Sep	9.5%	--	13.6%	13.1%
	19:45	EZ	ECB's Villeroy speaks in Paris					
	20:15	CA	Housing Starts	Oct	267.1k	270k	299.6k	298.8k
	20:30	CA	CPI NSA MoM	Oct	0.7%	0.7%	0.1%	--
	20:30	CA	CPI YoY	Oct	6.9%	6.9%	6.9%	--
	20:30	CA	Consumer Price Index	Oct		--	152.7	--
	20:30	CA	CPI Core- Common YoY%	Oct	5.8%	5.9%	6%	--
	20:30	CA	CPI Core- Median YoY%	Oct	4.8%	4.8%	4.7%	--
	20:30	CA	CPI Core- Trim YoY%	Oct	5.3%	--	5.2%	--
	20:30	US	Retail Sales Advance MoM	Oct	1.3%	1%	0.0%	--
	20:30	US	Retail Sales Ex Auto MoM	Oct	1.3%	0.4%	0.1%	--
	20:30	US	Retail Sales Ex Auto and Gas	Oct	0.9%	0.2%	0.3%	0.6%
	20:30	US	Retail Sales Control Group	Oct	0.7%	0.3%	0.4%	0.6%
	20:30	US	Import Price Index MoM	Oct	-0.2%	-0.4%	-1.2%	-1.1%
	20:30	US	Import Price Index ex Petroleum MoM	Oct		--	-0.5%	--
	20:30	US	Import Price Index YoY	Oct	8.3%	--	6%	8.6%
	20:30	US	Export Price Index MoM	Oct	-0.3%	-0.4%	-0.8%	-1.5%
	20:30	US	Export Price Index YoY	Oct	6.9%	--	9.5%	9.2%
	21:15	GB	BOE's Bailey testifies to Parliament					
	21:15	US	Industrial Production MoM	Oct	-0.1%	0.2%	0.4%	0.1%
	21:15	US	Capacity Utilization	Oct	79.9%	80.4%	80.3%	80.1%
	21:15	US	Manufacturing (SIC) Production	Oct	0.1%	0.2%	0.4%	0.2%
	21:50	US	Fed's Williams Speaks at 2022 Treasury Market Conference					
	22:00	EZ	ECB's Lagarde Speaks					
	22:00	EZ	ECB's Panetta Speaks					
	22:00	US	Fed's Barr Testifies Before House Panel					
	22:00	US	Business Inventories	Sep	0.4%	0.5%	0.8%	0.9%
	22:00	US	NAHB Housing Market Index	Nov	33	36	38	--
	22:30	US	DOE U.S. Crude Oil Inventories	11-Nov	-5400k	-440k	3925k	--
	22:30	US	DOE Cushing OK Crude Inventory	11-Nov	-1624k	--	-923k	--
	22:30	US	DOE U.S. Gasoline Inventories	11-Nov	2207k	310k	-899k	--
	22:30	US	DOE U.S. Distillate Inventory	11-Nov	1120k	-513k	-521k	--
	22:30	US	DOE U.S. Refinery Utilization	11-Nov	0.8%	0.5%	1.5%	--
Thu/17-Nov-22	02:35	US	Fed's Waller Discusses the Economic Outlook					
	04:45	NZ	PPI Input QoQ	3Q	0.8%	--	3.1%	--
	04:45	NZ	PPI Output QoQ	3Q	1.6%	--	2.4%	--
	06:50	JP	Imports YoY	Oct	53.5%	49.7%	45.9%	45.7%
	06:50	JP	Trade Balance	Oct	¥-2162.3b	¥-1689.0b	2094.0b	2094.3b
	06:50	JP	Trade Balance Adjusted	Oct	¥-2300b	¥-2021.5b	2009.8b	¥-2040b
	06:50	JP	Exports YoY	Oct	25.3%	28.1%	28.9%	--
	07:30	AU	Part Time Employment Change	Oct	-14.9k	--	-12.4k	-14.7k
	07:30	AU	Employment Change	Oct	32.2k	15.0k	0.9k	-3.8k
	07:30	AU	Unemployment Rate	Oct	3.4%	3.6%	3.5%	--
	07:30	AU	Participation Rate	Oct	66.5%	66.6%	66.5%	--

	07:30	AU	Full Time Employment Change	Oct	47.1k	--	13.3k	10.8k
	14:00	CH	Exports Real MoM	Oct		--	0.4%	--
	14:00	CH	Imports Real MoM	Oct		--	0.9%	--
	15:30	HK	Unemployment Rate SA	Oct	3.8%	--	3.9%	--
	17:00	EZ	Construction Output MoM	Sep	0.09%	--	-0.6%	-0.99%
	17:00	EZ	Construction Output YoY	Sep	1%	--	2.3%	2%
	17:00	EZ	CPI YoY	Oct F	10.6%	10.7%	9.9%	--
	17:00	EZ	CPI MoM	Oct F	1.5%	1.5%	1.2%	--
	17:00	EZ	CPI Core YoY	Oct F	5%	5%	4.8%	--
	19:30	GB	BOE's Huw Pill speaks					
	20:00	US	Fed's Bullard Discussed the Economy and Monetary Policy					
	20:30	US	Housing Starts	Oct	1425k	1410k	1439k	1488k
	20:30	US	Building Permits	Oct	1526k	1517k	1564k	--
	20:30	US	Housing Starts MoM	Oct	-4.2%	-1.3%	-8.1%	-1.3%
	20:30	US	Building Permits MoM	Oct	-2.4%	-3%	1.4%	--
	20:30	US	Philadelphia Fed Business Outlook	Nov	-19.4	-6.2	-8.7	--
	20:30	US	Initial Jobless Claims	12-Nov	222k	225k	225k	226k
	20:30	US	Continuing Claims	5-Nov	1507k	1500l	1493k	1494k
	21:15	US	Fed's Bowman Discusses Financial Literacy and Inclusion					
	21:30	GB	BOE's Tenreyro speaks					
	21:40	US	Fed's Mester Speaks at Financial Stability Conference					
	22:00	EZ	ECB's Villeroy speaks in Lyon, France					
	22:40	US	Fed's Jefferson and Kashkari Take Part in Panel Discussion					
Fri/18-Nov-22	01:45	US	Fed's Kashkari Takes Part in Moderated Q&A					
	06:30	JP	Natl CPI YoY	Oct		3.7%	3%	--
	06:30	JP	Natl CPI Ex Fresh Food YoY	Oct		3.5%	3%	--
	06:30	JP	Natl CPI Ex Fresh Food, Energy YoY	Oct		2.4%	1.8%	--
	07:01	GB	GfK Consumer Confidence	Nov		--	-47	--
	14:00	GB	Retail Sales Inc Auto Fuel MoM	Oct		--	-1.4%	--
	14:00	GB	Retail Sales Inc Auto Fuel YoY	Oct		--	-6.9%	--
	14:00	GB	Retail Sales Ex Auto Fuel MoM	Oct		--	-1.5%	--
	14:00	GB	Retail Sales Ex Auto Fuel YoY	Oct		--	-6.2%	--
	14:30	CH	Industry & Construction Output WDA YoY	3Q		--	4.1%	--
	14:30	CH	Industrial Output WDA YoY	3Q		--	5.1%	--
	15:30	EZ	ECB's Lagarde Speaks					
	20:00	EZ	Bundesbank Chief Nagel Speaks in Frankfurt					
	20:15	EZ	ECB's Knot Speaks in Frankfurt					
	20:15	GB	BOE's Catherine Mann Speaks in Frankfurt					
	20:30	CA	Industrial Product Price MoM	Oct		--	0.1%	--
	22:00	US	Existing Home Sales	Oct		4.37m	4.71m	--
	22:00	US	Existing Home Sales MoM	Oct		-7.3%	-1.5%	--
	22:00	US	Leading Index	Oct		-0.4%	-0.4%	--
Sat/19-Nov-22	00:15	GB	BOE's Haskel speaks					
	01:00	US	Baker Hughes U.S. Rig Count	18-Nov		--	--	--

EUR/USD

Interest Rate: 2.00% (EU) / 3.75% - 4.00% (US)



RESISTANCE	1.05127	
	1.04593	
	1.04112	
SUPPORT	1.03097	
	1.02563	
	1.02082	
SUGGESTION	BUY	---
	SELL	1.0385
	S/L	1.0430
	T/P:	1.0315 1.0285

DATE	OPEN	HIGH	LOW	RANGE	CLOSE	CHANGE	PREVIOUS
Nov 17	1.03935	1.04058	1.03043	101,5	1.03632	↓ 29,9	1.03931

WEEKLY		NOVEMBER		2022	
HIGH	LOW	HIGH	LOW	HIGH	LOW
1.04810 (15/Nov)	1.02705 (14/Nov)	1.04810 (15/Nov)	0.97294 (03/Nov)	1.14941 (10/Feb)	0.95351 (28/Sep)

All price & chart based on Valbury MT4 Platform

USDJPY

Interest Rate: 3.75% - 4.00% (US) / -0.10% (JP)



RESISTANCE	142.909	
	141.821	
	141.045	
SUPPORT	139.181	
	138.093	
	137.317	
SUGGESTION	BUY	140.05
	SELL	---
	S/L	139.20
	T/P:	141.05 141.85

DATE	OPEN	HIGH	LOW	RANGE	CLOSE	CHANGE	PREVIOUS
Nov 17	139.500	140.734	138.870	186,4	140.268	↑ 78,4	139.484

WEEKLY		NOVEMBER		2022	
HIGH	LOW	HIGH	LOW	HIGH	LOW
140.789 (14/Nov)	137.668 (15/Nov)	148.815 (01/Nov)	137.668 (15/Nov)	151.933 (21/Oct)	113.463 (24/Jan)

GBP/USD

Interest Rate: 3.00% (GB)/ 3.75% - 4.00% (US)



RESISTANCE	1.21536	
	1.20552	
	1.19589	
SUPPORT	1.17642	
	1.16658	
	1.15695	
SUGGESTION	BUY	---
	SELL	1.1890
	S/L	1.1970
	T/P:	1.1765 1.1690

DATE	OPEN	HIGH	LOW	RANGE	CLOSE	CHANGE	PREVIOUS
Nov 17	1.19118	1.19569	1.17622	194,7	1.18625	↓ 49,9	1.19124

WEEKLY		NOVEMBER		2022	
HIGH	LOW	HIGH	LOW	HIGH	LOW
1.20277 (15/Nov)	1.17092 (14/Nov)	1.20277 (15/Nov)	1.11461 (04/Nov)	1.37477 (13/Jan)	1.03581 (26/Sep)

All price & chart based on Valbury MT4 Platform

USD/CHF

Interest Rate: 3.75% - 4.00% (US)/ 0.50% (CH)



RESISTANCE	0.96993	
	0.96279	
	0.95747	
SUPPORT	0.94501	
	0.93787	
	0.93255	
SUGGESTION	BUY	0.9500
	SELL	---
	S/L	0.9445
	T/P:	0.9590 0.9630

DATE	OPEN	HIGH	LOW	RANGE	CLOSE	CHANGE	PREVIOUS
Nov 17	0.94399	0.95566	0.94320	124,6	0.95214	↑ 81,5	0.94399

WEEKLY		NOVEMBER		2022	
HIGH	LOW	HIGH	LOW	HIGH	LOW
0.95566 (17/Nov)	0.93559 (15/Nov)	1.01466 (03/Nov)	0.93559 (15/Nov)	1.01468 (21/Oct)	0.90908 (13/Jan)

AUD/USD

Interest Rate: 2.85% (AU) / 3.75% - 4.00% (US)



RESISTANCE	0.68623	
	0.68062	
	0.67455	
SUPPORT	0.66287	
	0.65726	
	0.65119	
SUGGESTION	BUY	---
	SELL	0.6690
	S/L	0.6745
	T/P:	0.6630 0.6575

DATE	OPEN	HIGH	LOW	RANGE	CLOSE	CHANGE	PREVIOUS
Nov 17	0.67364	0.67500	0.66332	116,8	0.66849	↓ 51,3	0.67362

WEEKLY		NOVEMBER		2022	
HIGH	LOW	HIGH	LOW	HIGH	LOW
0.67966 (15/Nov)	0.66332 (17/Nov)	0.67966 (15/Nov)	0.62713 (03/Nov)	0.76603 (05/Apr)	0.61692 (13/Oct)

All price & chart based on Valbury MT4 Platform

NZD/USD

Interest Rate: 3.50% (NZ) / 3.75% - 4.00% (US)



RESISTANCE	0.62747	
	0.62209	
	0.61709	
SUPPORT	0.60671	
	0.60133	
	0.59633	
SUGGESTION	BUY	---
	SELL	0.6125
	S/L	0.6170
	T/P:	0.6070 0.6025

DATE	OPEN	HIGH	LOW	RANGE	CLOSE	CHANGE	PREVIOUS
Nov 17	0.61416	0.61672	0.60634	103,8	0.61208	↓ 20,7	0.61415

WEEKLY		NOVEMBER		2022	
HIGH	LOW	HIGH	LOW	HIGH	LOW
0.62024 (15/Nov)	0.60606 (14/Nov)	0.62024 (15/Nov)	0.57396 (03/Nov)	0.70331 (05/Apr)	0.55109 (13/Oct)

USD/CAD

Interest Rate: 3.75% - 4.00% (US) / 3.75% (CA)



RESISTANCE	1.34790	
	1.34396	
	1.33828	
SUPPORT	1.32866	
	1.32472	
	1.31904	
SUGGESTION	BUY	1.3315
	SELL	---
	S/L	1.3285
	T/P:	1.3380 1.3410

DATE	OPEN	HIGH	LOW	RANGE	CLOSE	CHANGE	PREVIOUS
Nov 17	1.33309	1.34001	1.33039	96,2	1.33261	↓ 3,0	1.33291

WEEKLY		NOVEMBER		2022	
HIGH	LOW	HIGH	LOW	HIGH	LOW
1.34001 (17/Nov)	1.32251 (15/Nov)	1.38073 (03/Nov)	1.32251 (15/Nov)	1.39768 (13/Oct)	1.24016 (05/Apr)

All price & chart based on Valbury MT4 Platform

EURJPY

Interest Rate: 2.00% (EU) / -0.10% (JP)



RESISTANCE	146.778	
	146.121	
	145.750	
SUPPORT	144.722	
	144.065	
	143.694	
SUGGESTION	BUY	145.25
	SELL	---
	S/L	144.75
	T/P:	145.75 146.10

DATE	OPEN	HIGH	LOW	RANGE	CLOSE	CHANGE	PREVIOUS
Nov 17	144.954	145.464	144.436	102,8	145.379	↑ 41,2	144.967

WEEKLY		NOVEMBER		2022	
HIGH	LOW	HIGH	LOW	HIGH	LOW
145.490 (16/Nov)	143.345 (15/Nov)	147.111 (01/Nov)	142.552 (11/Nov)	148.393 (21/Oct)	124.384 (07/Mar)

GOLD (XAU/USD)



RESISTANCE	1792.00	
	1783.31	
	1771.71	
SUPPORT	1751.42	
	1742.73	
	1731.13	
SUGGESTION	BUY	---
	SELL	1763.00
	S/L	1771.00
	T/P:	1751.00 1743.00

DATE	OPEN	HIGH	LOW	RANGE	CLOSE	CHANGE	PREVIOUS
Nov 17	1773.31	1774.63	1754.34	20.29	1760.10	↓ 13.58	1773.68

WEEKLY		NOVEMBER		2022	
HIGH	LOW	HIGH	LOW	HIGH	LOW
1786.42 (15/Nov)	1753.13 (14/Nov)	1786.42 (15/Nov)	1616.50 (03/Nov)	2070.27 (08/Mar)	1614.69 (28/Sep)

All price & chart based on Valbury MT4 Platform

SILVER – XAG/USD



RESISTANCE	22.076	
	21.766	
	21.348	
SUPPORT	20.620	
	20.310	
	19.892	
SUGGESTION	BUY	---
	SELL	21.00
	S/L	21.35
	T/P:	20.60 20.30

DATE	OPEN	HIGH	LOW	RANGE	CLOSE	CHANGE	PREVIOUS
Nov 17	21.444	21.456	20.728	0.728	20.930	↓ 0.513	21.443

WEEKLY		NOVEMBER		2022	
HIGH	LOW	HIGH	LOW	HIGH	LOW
22.223 (15/Nov)	20.728 (17/Nov)	22.223 (15/Nov)	18.812 (03/Nov)	26.927 (08/Mar)	17.536 (01/Sep)

OIL WTI – CL-JAN/USD (Exp. 16 December 2022)



DATE	OPEN	HIGH	LOW	RANGE	CLOSE	CHANGE	PREVIOUS
Nov 17 (CL-JAN)	84.75	84.87	81.21	3.66	81.86	↓ 2.90	84.76
Nov 17 (CL-DEC)	85.37	85.44	81.42	4.02	82.08	↓ 3.25	85.33

WEEKLY		NOVEMBER		2022	
HIGH	LOW	HIGH	LOW	HIGH	LOW
89.85 (14/Nov)	81.21 (17/Nov)	93.75 (07/Nov)	81.21 (17/Nov)	130.57 (07/Mar)	74.27 (03/Jan)

All price & chart based on Valbury MT4 Platform

PT. Valbury Asia Futures

Disclaimer

All contents of this report have been prepared by the Research Dept. of Valbury Asia Futures and are provided solely for informational purpose. We have taken reasonable measures to ensure the accuracy of the report, however, do not guarantee its accuracy and will not accept liability for any consequential loss or damage which may arise directly or indirectly from any use of the report.

Published by RESEARCH DEPARTMENT – PT VALBURY ASIA FUTURES
Menara Karya 9th Floor, Jl. HR Rasuna Said Blok X-5 Kav. 1-2 Jakarta 12950 Indonesia
Phone : +6221-25533777, Email: research@valbury.com