








## Daily Outlook

GLOBAL MARKETS & ECONOMIES | WEEKLY ECONOMIC INDICATORS | CURRENCIES | PRECIOUS METAL | O I L |

Counter	News	Trend	Support	Resistance
 <b>EURUSD</b>	<b>EURUSD</b> – Harga naik setelah USD ditutup melemah terhadap sebagian besar mata uang utama pada hari Selasa dalam perdagangan berombak, terbebani oleh ekspektasi kemungkinan perubahan kebijakan di Bank of Japan (BOJ) yang dapat mengakhiri apa yang disebut "kontrol kurva imbal hasil" dan menjadi pendahulu untuk mengadopsi kebijakan yang lebih ketat sikap moneter. Resistance di 1.0905, support di 1.0754	↓	1.0754	1.0905
 <b>USDJPY</b>	<b>USDJPY</b> – Harga yen menguat terhadap USD yang melemah, terbebani oleh ekspektasi kemungkinan perubahan kebijakan di Bank of Japan yang dapat mengakhiri apa yang disebut "kontrol kurva imbal hasil" dan menjadi pionir untuk mengadopsi kebijakan moneter yang lebih ketat. Fokus hari ini pada keputusan kebijakan moneter Bank of Japan. Resistance 128.91, support 127.75	↓	127.75	128.91
 <b>USDCHF</b>	<b>USDCHF</b> – Harga turun setelah USD ditutup melemah terhadap sebagian besar mata uang utama pada hari Selasa dalam perdagangan berombak, terbebani oleh ekspektasi kemungkinan perubahan kebijakan di Bank of Japan (BOJ) yang dapat mengakhiri apa yang disebut "kontrol kurva imbal hasil" dan menjadi pendahulu untuk mengadopsi kebijakan yang lebih ketat sikap moneter. Resistance utama 0.9264, support 0.9175	↑	0.9175	0.9264
 <b>GBPUSD</b>	<b>GBPUSD</b> – Harga naik setelah Pound Sterling ditutup menguat terhadap USD yang mencapai level tertinggi dalam lima minggu setelah data menunjukkan laju pertumbuhan gaji dipercepat lagi di Inggris, diawasi ketat oleh Bank of England karena mengukur seberapa tinggi untuk menaikkan suku bunga. Resistance utama 1.2380, support 1.2200	↓	1.2200	1.2380
 <b>AUDUSD</b>	<b>AUDUSD</b> – Harga naik setelah USD melemah, terbebani oleh ekspektasi kemungkinan perubahan kebijakan di Bank of Japan yang dapat mengakhiri apa yang disebut "kontrol kurva imbal hasil" dan menjadi pionir untuk mengadopsi kebijakan moneter yang lebih ketat. Fokus hari ini pada rilis data indeks harga produsen AS (PPI). Resistance 0.7013, support 0.6945	↑	0.6945	0.7013
 <b>XAUUSD</b>	<b>XAUUSD</b> – Harga emas turun pada hari Selasa dari level tertinggi dalam lebih dari delapan bulan yang dicapai di sesi sebelumnya di tengah harapan Federal Reserve AS akan mengambil pendekatan yang kurang agresif untuk menaikkan suku bunga ke depannya. Resistance 1917.01, support 1901.79	↑	1901.79	1917.01
 <b>CLc1 (WTI)</b>	<b>Oil</b> – Harga minyak ditutup lebih tinggi pada hari Selasa setelah China mencatat data pertumbuhan ekonomi tahunan yang lemah tetapi mengalahkan ekspektasi dan di tengah harapan bahwa perubahan baru-baru ini dalam kebijakan COVID-19 di China akan meningkatkan permintaan bahan bakar. Resistance 81.97, support 79.42	↑	79.42	81.97

### ECONOMIC INDICATORS

DATE	WIB	CT Y	INDICATORS	PER	ACTUAL	FORECAST	PREV.	REV.
Mon/16-Jan-23	06:50	JP	PPI YoY	Dec	10.2%	9.5%	9.3%	9.7%
	06:50	JP	PPI MoM	Dec	0.5%	0.3%	0.6%	0.8%
	07:00	AU	Melbourne Institute Inflation MoM	Dec	0.2%	--	1%	--
	07:00	AU	Melbourne Institute Inflation YoY	Dec	--	--	5.9%	--
	13:00	JP	Machine Tool Orders YoY	Dec P	1%	--	-7.7%	--
	20:30	CA	Manufacturing Sales MoM	Nov	0%	0.5%	2.4%	--
	All	US	<b>Bank Holiday (Martin Luther King, Jr Day)</b>					
	21:00	CA	Existing Home Sales MoM	Dec		--	-3.3%	--
	22:00	GB	BOE's Bailey and Sam Woods testify on financial stability					
	22:30	CA	BoC Overall Business Outlook Survey	4Q		--	1.7	--
Tue/17-Jan-23	06:30	AU	Westpac Consumer Conf SA MoM	Jan	5%	--	3%	--
	06:30	AU	Westpac Consumer Conf Index	Jan	84.3	--	80.3	--
	09:00	CN	Industrial Production YoY	Dec	1.3%	0.2%	2.2%	--
	09:00	CN	Industrial Production YTD YoY	Dec	3%	3.8%	3%	--
	09:00	CN	Retail Sales YoY	Dec	-1.8%	-8.6%	-5.9%	--
	09:00	CN	Retail Sales YTD YoY	Dec	-0.25%	-0.7%	-0.09%	--
	09:00	CN	Surveyed Jobless Rate	Dec	5.5%	5.8%	5.7%	--
	09:00	CN	GDP YoY	4Q	2.9%	1.8%	3.9%	--
	09:00	CN	GDP SA QoQ	4Q	0.0%	-0.8%	3.9%	--
	09:00	CN	GDP YTD YoY	4Q	3%	2.7%	3%	--
	14:00	DE	CPI MoM	Dec F	-0.8%	-0.8%	-0.5%	--
	14:00	DE	CPI YoY	Dec F	8.6%	8.6%	10%	--
	14:00	DE	CPI EU Harmonized MoM	Dec F	-1.2%	-1.2%	0.0%	--
	14:00	DE	CPI EU Harmonized YoY	Dec F	9.6%	9.6%	11.3%	--
	14:00	GB	Payrolled Employees Monthly Change	Dec	19.7k	--	107k	16.1k
	14:00	GB	Claimant Count Rate	Dec	3.7%	3.7%	3.7%	--
	14:00	GB	Jobless Claims Change	Dec	27k	5k	27k	--
	14:00	GB	Average Weekly Earnings 3M/YoY	Nov	6.4%	6.2%	6.2%	--
	14:00	GB	Weekly Earnings ex Bonus 3M/YoY	Nov	6.4%	6.3%	6.1%	--
	14:00	GB	ILO Unemployment Rate 3Mths	Nov	3.7%	3.7%	3.7%	--
	14:00	GB	Employment Change 3M/3M	Nov	27k	5k	27k	--
	14:30	EZ	ECB's Centeno Speaks at WEF					
	17:00	EZ	ZEW Survey Expectations	Jan	16.7	--	-23.6	--
	17:00	DE	ZEW Survey Expectations	Jan	16.9	-15	-23.3	--
	17:00	DE	ZEW Survey Current Situation	Jan	-58.6	-58	-61.4	--
	20:15	CA	Housing Starts	Dec	248.6k	257.5k	264.2k	263k
	20:30	CA	CPI NSA MoM	Dec	-0.6%	-0.5%	0.1%	--
	20:30	CA	CPI YoY	Dec	6.3%	6.4%	6.8%	--
	20:30	CA	Consumer Price Index	Dec		--	154	--
	20:30	CA	CPI Core- Median YoY%	Dec	5%	--	5%	--
	20:30	CA	CPI Core- Trim YoY%	Dec	5.3%	--	5.3%	--
	20:30	US	Empire Manufacturing	Jan	-32.9	-9	-11.2	--
Wed/18-Jan-23	N/A	JP	BOJ Policy Balance Rate	18-Jan		--	-0.1%	--
	N/A	JP	BOJ 10-Yr Yield Target	18-Jan		--	0.0%	--
	N/A	JP	BOJ CPI Current Forecast	1Q		--	2.9%	--
	N/A	JP	BOJ CPI Current Forecast +1	1Q		--	1.6%	--
	N/A	JP	BOJ CPI Current Forecast +2	1Q		--	1.6%	--
	N/A	JP	BOJ GDP Current Forecast	1Q		--	2%	--
	N/A	JP	BOJ GDP Current Forecast +1	1Q		--	1.9%	--
	N/A	JP	BOJ GDP Current Forecast +2	1Q		--	1.5%	--
	03:00	US	Fed's Williams Gives Welcoming Remarks					
	06:50	JP	Core Machine Orders MoM	Nov		-1.5%	5.4%	--
	06:50	JP	Core Machine Orders YoY	Nov		1.8%	0.4%	--
	11:30	JP	Industrial Production MoM	Nov F		--	-0.1%	--
	11:30	JP	Industrial Production YoY	Nov F		--	-1.3%	--
	14:00	GB	CPIH YoY	Dec		--	9.3%	--
	14:00	GB	CPI MoM	Dec		--	0.4%	--
	14:00	GB	CPI YoY	Dec		10.6%	10.7%	--
	14:00	GB	CPI Core YoY	Dec		--	6.3%	--
	14:00	GB	Retail Price Index	Dec		--	358.3	--
	14:00	GB	RPI MoM	Dec		--	0.6%	--
	14:00	GB	RPI YoY	Dec		--	14%	--
	14:00	GB	RPI Ex Mort Int.Payments (YoY)	Dec		--	13.5%	--
16:15	EZ	ECB's Villeroy Speaks at WEF						
16:30	GB	House Price Index YoY	Nov		--	12.6%	--	
17:00	EZ	Construction Output MoM	Nov		--	1.3%	--	
17:00	EZ	Construction Output YoY	Nov		--	2.2%	--	

	17:00	EZ	CPI MoM	Dec F		-0.3%	-0.3%	--
	17:00	EZ	CPI YoY	Dec F		9.2%	9.2%	--
	17:00	EZ	CPI Core YoY	Dec F		5.2%	5.2%	--
	19:15	EZ	ECB's Villeroy Speaks at WEF					
	20:30	CA	Industrial Product Price MoM	Dec		--	-0.4%	--
	20:30	CA	Raw Materials Price Index MoM	Dec		--	-0.8%	--
	20:30	US	Retail Sales Advance MoM	Dec		-0.8%	-0.6%	--
	20:30	US	Retail Sales Ex Auto MoM	Dec		-0.5%	-0.2%	--
	20:30	US	Retail Sales Ex Auto and Gas	Dec		-0.1%	-0.2%	--
	20:30	US	Retail Sales Control Group	Dec		-0.5%	-0.2%	--
	20:30	US	PPI Final Demand MoM	Dec		-0.1%	0.3%	--
	20:30	US	PPI Ex Food and Energy MoM	Dec		0.1%	0.4%	--
	20:30	US	PPI Ex Food, Energy, Trade MoM	Dec		0.2%	0.3%	--
	20:30	US	PPI Final Demand YoY	Dec		6.8%	7.4%	--
	20:30	US	PPI Ex Food and Energy YoY	Dec		5.4%	6.2%	--
	20:30	US	PPI Ex Food, Energy, Trade YoY	Dec		--	4.9%	--
	21:00	US	Fed's Bostic Makes Welcoming Remarks at Academic Conference					
	21:15	US	Industrial Production MoM	Dec		-0.1%	-0.2%	--
	21:15	US	Manufacturing (SIC) Production	Dec		-0.2%	-0.6%	--
	21:15	US	Capacity Utilization	Dec		79.6%	79.7%	--
	22:00	US	Business Inventories	Nov		0.4%	0.3%	--
	22:00	US	NAHB Housing Market Index	Jan		31	31	--
<b>Thu/19-Jan-23</b>	02:00	US	Federal Reserve Releases Beige Book					
	02:00	US	Fed's Harker Discusses the Economic Outlook					
	04:00	US	Net Long-term TIC Flows	Nov		--	\$67.8b	--
	04:00	US	Total Net TIC Flows	Nov		--	\$179.9b	--
	05:00	US	Fed's Logan Gives Speech in Austin					
	06:50	JP	Trade Balance	Dec		-¥1653.1b	¥2027.4b	--
	06:50	JP	Trade Balance Adjusted	Dec		-¥1630.6b	¥1732.3b	--
	06:50	JP	Exports YoY	Dec		11%	20%	--
	06:50	JP	Imports YoY	Dec		22.6%	30.3%	--
	07:00	AU	Consumer Inflation Expectation	Jan		--	5.2%	--
	07:01	GB	RICS House Price Balance	Dec		--	-25%	--
	07:30	AU	Full Time Employment Change	Dec		--	34.2k	--
	07:30	AU	Employment Change	Dec		22.5k	64.0k	--
	07:30	AU	RBA FX Transactions Market	Dec		--	A\$672m	--
	07:30	AU	Participation Rate	Dec		66.8%	66.8%	--
	07:30	AU	Part Time Employment Change	Dec		--	29.8k	--
	07:30	AU	Unemployment Rate	Dec		3.4%	3.4%	--
	15:30	HK	Unemployment Rate SA	Dec		--	3.7%	--
	16:00	EZ	ECB Current Account SA	Nov		--	-0.4b	--
	16:30	GB	Bank of England Bank Liabilities/Credit Conditions Surveys					
	17:30	EZ	ECB's Lagarde Speaks at WEF					
	19:30	EZ	ECB Publishes Account of December 2022 Policy Meeting					
	20:30	CA	Wholesale Trade Sales MoM	Nov		--	2.1%	--
	20:30	US	Building Permits	Dec		1370k	1342k	--
	20:30	US	Building Permits MoM	Dec		1.4%	-11.2%	--
	20:30	US	Philadelphia Fed Business Outlook	Jan		-10	-13.8	--
	20:30	US	Housing Starts	Dec		1350k	1427k	--
	20:30	US	Housing Starts MoM	Dec		-5.4%	-0.5%	--
	20:30	US	Initial Jobless Claims	14-Jan		--	205k	--
	20:30	US	Continuing Claims	7-Jan		--	1634k	--
	21:00	EZ	ECB's Knot Speaks at WEF					
	21:00	US	Fed's Collins Speaks at Housing Conference					
	23:00	US	DOE U.S. Crude Oil Inventories	13-Jan		--	18961k	--
	23:00	US	DOE Cushing OK Crude Inventory	13-Jan		--	2511k	--
	23:00	US	DOE U.S. Gasoline Inventories	13-Jan		--	4114k	--
	23:00	US	DOE U.S. Distillate Inventory	13-Jan		--	-1069k	--
	23:00	US	DOE U.S. Refinery Utilization	13-Jan		--	4.5%	--
<b>Fri/20-Jan-23</b>	00:00	EZ	ECB's Schnabel Speaks					
	01:15	US	Fed's Brainard Discusses the Economic Outlook					
	04:30	NZ	BusinessNZ Manufacturing PMI	Dec		--	47.4	--
	06:30	JP	Natl CPI YoY	Dec		4%	3.8%	--
	06:30	JP	Natl CPI Ex Fresh Food YoY	Dec		4%	3.7%	--
	06:30	JP	Natl CPI Ex Fresh Food, Energy YoY	Dec		3.1%	2.8%	--
	06:35	US	Fed's Williams Speaks at Event in New York					
	07:01	GB	GfK Consumer Confidence	Jan		--	-42	--
	14:00	DE	PPI MoM	Dec		-1.1%	-3.9%	--
	14:00	DE	PPI YoY	Dec		21.7%	28.2%	--

	14:00	GB	Retail Sales Inc Auto Fuel MoM	Dec		--	-0.4%	--
	14:00	GB	Retail Sales Inc Auto Fuel YoY	Dec		--	-5.9%	--
	14:00	GB	Retail Sales Ex Auto Fuel MoM	Dec		--	-0.3%	--
	14:00	GB	Retail Sales Ex Auto Fuel YoY	Dec		--	-5.9%	--
	15:30	HK	CPI Composite YoY	Dec		2%	1.8%	--
	17:00	EZ	ECB's Lagarde Speaks at WEF					
	20:30	CA	Retail Sales MoM	Nov		--	1.4%	--
	20:30	CA	Retail Sales Ex Auto MoM	Nov		--	1.7%	--
	21:00	US	Fed's Harker Discusses the Economic Outlook					
	22:00	US	Existing Home Sales	Dec		3.96m	4.09m	--
	22:00	US	Existing Home Sales MoM	Dec		-3.2%	-7.7%	--
<b>Sat/21-Jan-23</b>	01:00	US	Baker Hughes U.S. Rig Count	20-Jan		--	--	--
	01:00	US	Fed's Waller Speaks at the Council on Foreign Relations					

valbury 

PT. Valbury Asia Futures

### EUR/USD

Interest Rate: 2.50% (EU) / 4.25% - 4.50% (US)



RESISTANCE	1.09432	
	1.09058	
	1.08486	
SUPPORT	1.07540	
	1.07166	
	1.06594	
SUGGESTION	BUY	---
	SELL	1.0810
	S/L	1.0855
	T/P:	1.0740 1.0710

DATE	OPEN	HIGH	LOW	RANGE	CLOSE	CHANGE	PREVIOUS
Jan 17	1.08235	1.08685	1.07739	94,6	1.07913	↓ 32,1	1.08234

WEEKLY		JANUARY		2023	
HIGH	LOW	HIGH	LOW	HIGH	LOW
1.08732 (16/Jan)	1.07739 (17/Jan)	1.08732 (16/Jan)	1.04824 (06/Jan)	1.08732 (16/Jan)	1.04824 (06/Jan)

All price & chart based on Valbury MT4 Platform

### USDJPY

Interest Rate: 4.25% - 4.50% (US) / -0.10% (JP)



RESISTANCE	130.082	
	129.615	
	128.918	
SUPPORT	127.754	
	127.287	
	126.590	
SUGGESTION	BUY	---
	SELL	128.35
	S/L	128.90
	T/P:	127.75 127.30

DATE	OPEN	HIGH	LOW	RANGE	CLOSE	CHANGE	PREVIOUS
Jan 17	128.442	129.149	127.985	116,4	128.220	↓ 22,3	128.443

WEEKLY		JANUARY		2023	
HIGH	LOW	HIGH	LOW	HIGH	LOW
129.149 (17/Jan)	127.217 (16/Jan)	134.766 (06/Jan)	127.217 (16/Jan)	134.766 (06/Jan)	127.217 (16/Jan)



### GBP/USD

Interest Rate: 3.50% (GB) / 4.25% - 4.50% (US)



RESISTANCE	1.24614	
	1.23802	
	1.23308	
SUPPORT	1.22002	
	1.21190	
	1.20696	
SUGGESTION	BUY	---
	SELL	1.2310
	S/L	1.2365
	T/P:	1.2225 1.2180

DATE	OPEN	HIGH	LOW	RANGE	CLOSE	CHANGE	PREVIOUS
Jan 17	1.21983	1.22991	1.21685	130,6	1.22813	↑ 83,0	1.21983

WEEKLY		JANUARY		2023	
HIGH	LOW	HIGH	LOW	HIGH	LOW
1.22991 (17/Jan)	1.21685 (17/Jan)	1.22991 (17/Jan)	1.18401 (06/Jan)	1.22991 (17/Jan)	1.18401 (06/Jan)

All price & chart based on Valbury MT4 Platform

### USD/CHF

Interest Rate: 4.25% - 4.50% (US) / 1.00% (CH)



RESISTANCE	0.93524	
	0.93137	
	0.92641	
SUPPORT	0.91758	
	0.91371	
	0.90875	
SUGGESTION	BUY	0.9200
	SELL	---
	S/L	0.9155
	T/P:	0.9270 0.9300

DATE	OPEN	HIGH	LOW	RANGE	CLOSE	CHANGE	PREVIOUS
Jan 17	0.92533	0.92750	0.91867	88,3	0.92145	↓ 38,8	0.92533

WEEKLY		JANUARY		2023	
HIGH	LOW	HIGH	LOW	HIGH	LOW
0.92873 (16/Jan)	0.92177 (16/Jan)	0.94072 (06/Jan)	0.91660 (09/Jan)	0.94072 (06/Jan)	0.91660 (09/Jan)

### AUD/USD

Interest Rate: 3.10% (AU) / 4.25% - 4.50% (US)



DATE	OPEN	HIGH	LOW	RANGE	CLOSE	CHANGE	PREVIOUS
Jan 17	0.69543	0.69964	0.69287	67,7	0.69878	↑ 33,7	0.69541

WEEKLY		JANUARY		2023	
HIGH	LOW	HIGH	LOW	HIGH	LOW
0.70182 (16/Jan)	0.69287 (17/Jan)	0.70182 (16/Jan)	0.66870 (03/Jan)	0.70182 (16/Jan)	0.66870 (03/Jan)

All price & chart based on Valbury MT4 Platform

### NZD/USD

Interest Rate: 4.25% (NZ) / 4.25% - 4.50% (US)



DATE	OPEN	HIGH	LOW	RANGE	CLOSE	CHANGE	PREVIOUS
Jan 17	0.63781	0.64369	0.63657	71,2	0.64259	↑ 48,1	0.63778

WEEKLY		JANUARY		2023	
HIGH	LOW	HIGH	LOW	HIGH	LOW
0.64369 (17/Jan)	0.63603 (16/Jan)	0.64369 (17/Jan)	0.61903 (06/Jan)	0.64369 (17/Jan)	0.61903 (06/Jan)

### USD/CAD

Interest Rate: 4.25% - 4.50% (US) / 4.25% (CA)



DATE	OPEN	HIGH	LOW	RANGE	CLOSE	CHANGE	PREVIOUS
Jan 17	1.34063	1.34360	1.33682	67,8	1.33836	↓ 21,8	1.34054

WEEKLY		JANUARY		2023	
HIGH	LOW	HIGH	LOW	HIGH	LOW
1.34360 (17/Jan)	1.33514 (16/Jan)	1.36841 (03/Jan)	1.33205 (13/Jan)	1.36841 (03/Jan)	1.33205 (13/Jan)

All price & chart based on Valbury MT4 Platform

### EURJPY

Interest Rate: 2.50% (EU) / -0.10% (JP)



DATE	OPEN	HIGH	LOW	RANGE	CLOSE	CHANGE	PREVIOUS
Jan 17	139.033	139.609	138.086	152,3	138.363	↓ 66,6	139.029

WEEKLY		JANUARY		2023	
HIGH	LOW	HIGH	LOW	HIGH	LOW
139.609 (17/Jan)	138.086 (17/Jan)	142.844 (11/Jan)	137.377 (03/Jan)	142.844 (11/Jan)	137.377 (03/Jan)



### GOLD (XAU/USD)



RESISTANCE	1932.23	
	1925.56	
	1917.01	
SUPPORT	1901.79	
	1895.12	
	1886.57	
SUGGESTION	BUY	1907.00
	SELL	---
	S/L	1901.00
	T/P:	1917.00 1923.00

DATE	OPEN	HIGH	LOW	RANGE	CLOSE	CHANGE	PREVIOUS
Jan 17	1914.29	1918.90	1903.68	15.22	1908.45	↓ 7.11	1915.56

WEEKLY		JANUARY		2023	
HIGH	LOW	HIGH	LOW	HIGH	LOW
1928.86 (16/Jan)	1903.68 (17/Jan)	1928.86 (16/Jan)	1823.61 (03/Jan)	1928.86 (16/Jan)	1823.61 (03/Jan)

All price & chart based on Valbury MT4 Platform

### SILVER – XAG/USD



RESISTANCE	24.774	
	24.560	
	24.233	
SUPPORT	23.692	
	23.478	
	23.151	
SUGGESTION	BUY	23.85
	SELL	---
	S/L	23.70
	T/P:	24.20 24.35

DATE	OPEN	HIGH	LOW	RANGE	CLOSE	CHANGE	PREVIOUS
Jan 17	24.264	24.346	23.805	0.541	23.906	↓ 0.341	24.247

WEEKLY		JANUARY		2023	
HIGH	LOW	HIGH	LOW	HIGH	LOW
24.486 (16/Jan)	23.805 (17/Jan)	24.526 (03/Jan)	23.094 (05/Jan)	24.526 (03/Jan)	23.094 (05/Jan)

**OIL WTI – CL-FEB/USD**  
(Exp. 18 January 2023)



<b>RESISTANCE</b>	84.52	
	82.89	
	81.97	
<b>SUPPORT</b>	79.42	
	77.79	
	76.87	
<b>SUGGESTION</b>	BUY	80.70
	SELL	---
	S/L	79.40
	T/P:	81.95 82.90

DATE	OPEN	HIGH	LOW	RANGE	CLOSE	CHANGE	PREVIOUS
Jan 17	78.89	81.25	78.70	2.55	81.06	↑ 2.18	78.88

WEEKLY		JANUARY		2023	
HIGH	LOW	HIGH	LOW	HIGH	LOW
81.25 (17/Jan)	78.56 (16/Jan)	81.50 (03/Jan)	72.48 (05/Jan)	81.50 (03/Jan)	72.48 (05/Jan)

*All price & chart based on Valbury MT4 Platform*

PT. Valbury Asia Futures

## Disclaimer

All contents of this report have been prepared by the Research Dept. of Valbury Asia Futures and are provided solely for informational purpose. We have taken reasonable measures to ensure the accuracy of the report, however, do not guarantee its accuracy and will not accept liability for any consequential loss or damage which may arise directly or indirectly from any use of the report.

Published by RESEARCH DEPARTMENT – PT VALBURY ASIA FUTURES  
Menara Karya 9th Floor, Jl. HR Rasuna Said Blok X-5 Kav. 1-2 Jakarta 12950 Indonesia  
Phone : +6221-25533777, Email: [research@valbury.com](mailto:research@valbury.com)