








Daily Outlook

GLOBAL MARKETS & ECONOMIES | WEEKLY ECONOMIC INDICATORS | CURRENCIES | PRECIOUS METAL | O I L |

“USD Turun Karena Investor Mengkonsolidasikan Keuntungan Tetapi Tren Kenaikan Tetap Ada”

Counter	News	Trend	Support	Resistance
 CLc1 (WTI)	OIL – Harga minyak turun 3% pada hari Rabu tertekan oleh kenaikan persediaan komersial AS, data ekonomi yang lebih lemah dari China dan kemajuan AS dalam rancangan undang-undang bantuan Ukraina dan Israel. Resistance 84.71, support 81.75	↓	81.75	84.71
 XAUUSD	XAUUSD – Harga emas turun tipis pada hari Rabu tetapi diperdagangkan di dekat rekor level tertingginya yang dicapai minggu lalu karena tekanan dari memudarnya harapan penurunan suku bunga AS membayangi keuntungan dari permintaan safe-haven yang muncul dari gejolak geopolitik di Timur Tengah. Resistance 2386.22, support 2345.15	↓	2345.15	2386.22
 EURUSD	EURUSD – Euro menguat 0,5% setelah Pengambil kebijakan Bank Sentral Eropa (ECB) terus menyarankan penurunan suku bunga pada bulan Juni karena inflasi masih berada pada jalur untuk turun kembali ke 2% pada tahun depan, meskipun jalur harga masih bergelombang. Resistance utama di 1.0698, support di 1.0624	↑	1.0624	1.0698
 USDJPY	USDJPY – Harga menguat terhadap USD yang melemah pada hari Rabu untuk pertama kalinya dalam enam hari karena investor mengkonsolidasikan keuntungan setelah para pejabat Federal Reserve mengulangi siklus pemangkasan suku bunga yang tertunda sambil menunggu data ekonomi baru sementara prospek pelonggaran moneter untuk bank-bank sentral utama lainnya tidak berubah. Resistance 154.63, support 154.06	↓	154.06	154.63
 GBPUSD	GBPUSD – Harga naik setelah USD ditutup melemah untuk pertama kalinya dalam enam hari, karena investor mengkonsolidasikan keuntungan setelah pejabat Federal Reserve mengulangi siklus penurunan suku bunga sambil menunggu data ekonomi baru, sementara prospek pelonggaran moneter untuk bank sentral utama lainnya tetap tidak berubah. Resistance utama 1.2484, support 1.2419	↑	1.2419	1.2484
 USDCHF	USDCHF – Harga turun setelah USD ditutup melemah untuk pertama kalinya dalam enam hari, karena investor mengkonsolidasikan keuntungan setelah pejabat Federal Reserve mengulangi siklus penurunan suku bunga sambil menunggu data ekonomi baru, sementara prospek pelonggaran moneter untuk bank sentral utama lainnya tetap tidak berubah. Resistance utama 0.9147, support 0.9069	↓	0.9069	0.9147
 AUDUSD	AUDUSD – Harga naik setelah USD pada hari Rabu jatuh untuk pertama kalinya dalam enam hari karena investor mengkonsolidasikan keuntungan setelah para pejabat Federal Reserve mengulangi siklus pemangkasan suku bunga yang tertunda sambil menunggu data ekonomi baru sementara prospek pelonggaran moneter untuk bank-bank sentral utama lainnya tidak berubah. Fokus ke rilis data pekerjaan Australia. Resistance 0.6453, support 0.6407	↑	0.6407	0.6453

ECONOMIC INDICATORS

DATE	WIB	CT Y	INDICATORS	PER	ACTUAL	FORECAST	PREV.	REV.
Mon/15-Apr-24	05:30	NZ	Performance Services Index	Mar	47.5	--	53	--
	06:50	JP	Core Machine Orders MoM	Feb	7.7%	--	-1.7%	--
	06:50	JP	Core Machine Orders YoY	Feb	-1.8%	--	-10.9%	--
	13:30	CH	Producer & Import Prices YoY	Mar	-2.1%	--	-2%	--
	13:30	CH	Producer & Import Prices MoM	Mar	0.1%	--	0.1%	--
	16:00	EZ	Industrial Production SA MoM	Feb	0.8%	0.8%	-3.2%	-3%
	16:00	EZ	Industrial Production WDA YoY	Feb	-6.4%	--	-6.7%	6.6%
	19:15	CA	Housing Starts	Mar		--	253.5k	--
	19:30	CA	Manufacturing Sales MoM	Feb	0.7%	0.7%	0.2%	--
	19:30	CA	Wholesale Sales ex Petroleum MoM	Feb	0%	0.8%	0.1%	--
	19:30	US	Empire Manufacturing	Apr	-14.3	-9	-20.9	--
	19:30	US	Retail Sales Advance MoM	Mar	0.7%	0.3%	0.6%	0.9%
	19:30	US	Retail Sales Ex Auto MoM	Mar	1.1%	0.4%	0.3%	0.6%
	19:30	US	Retail Sales Ex Auto and Gas	Mar	1%	0.3%	0.3%	0.5%
	19:30	US	Retail Sales Control Group	Mar	1.1%	0.4%	0.0%	0.3%
	21:00	US	Business Inventories	Feb	0.4%	0.3%	0.0%	--
	21:00	US	NAHB Housing Market Index	Apr	51	51	51	--
Tue/16-Apr-24	07:00	US	Fed's Daly Gives Keynote Remarks					
	09:00	CN	GDP YTD YoY	1Q	5.3%	5%	5.2%	--
	09:00	CN	GDP SA QoQ	1Q	1.6%	1.4%	1%	--
	09:00	CN	Industrial Production YoY	Mar	4.5%	5.4%	7%	--
	09:00	CN	GDP YoY	1Q	5.3%	4.8%	5.2%	--
	09:00	CN	Retail Sales YoY	Mar	3.1%	4.5%	5.5%	--
	09:00	CN	Industrial Production YTD YoY	Mar	4.5%	6%	7%	--
	09:00	CN	Retail Sales YTD YoY	Mar	4.7%	--	5.5%	--
	09:00	CN	Surveyed Jobless Rate	Mar	5.2%	5.2%	5.3%	--
	13:00	GB	Average Weekly Earnings 3M/YoY	Feb	5.6%	5.5%	5.6%	--
	13:00	GB	Weekly Earnings ex Bonus 3M/YoY	Feb	6%	--	6.1%	--
	13:00	GB	ILO Unemployment Rate 3Mths	Feb	4.2%	4%	3.9%	--
	13:00	GB	Employment Change 3M/3M	Feb	-156k	--	-21k	--
	13:00	GB	Payrolled Employees Monthly Change	Mar	10.9k	17.2k	20k	4.1k
	13:00	GB	Claimant Count Rate	Mar	4.2%	4%	4%	--
	13:00	GB	Jobless Claims Change	Mar		--	16.8k	--
	16:00	EZ	ZEW Survey Expectations	Apr	43.9	37.2	33.5	--
	16:00	EZ	Trade Balance SA	Feb		--	28.1b	--
	16:00	EZ	Trade Balance NSA	Feb	€23.6b	--	€11.4b	--
	16:00	DE	ZEW Survey Expectations	Apr	42.9	35.9	31.7	--
	16:00	DE	ZEW Survey Current Situation	Apr	-79.2	--	-80.5	--
	19:30	CA	CPI NSA MoM	Mar	0.6%	0.7%	0.3%	--
	19:30	CA	CPI YoY	Mar	2.9%	--	2.8%	--
	19:30	CA	Consumer Price Index	Mar		--	158.8	--
	19:30	CA	CPI Core- Median YoY%	Mar	2.8%	3%	3.1%	--
	19:30	CA	CPI Core- Trim YoY%	Mar	3.1%	3.2%	3.2%	--
	19:30	US	Building Permits MoM	Mar	-4.3%	-0.9%	1.9%	2.3%
	19:30	US	Building Permits	Mar	1458k	1514k	1523k	1524k
	19:30	US	Housing Starts	Mar	1321k	1480k	1521k	1549k
	19:30	US	Housing Starts MoM	Mar	-14.7%	-3%	10.7%	12.7%
	20:15	US	Industrial Production MoM	Mar	0.4%	0.4%	0.4%	--
20:15	US	Capacity Utilization	Mar	78.4%	78.5%	78.2%	--	
20:15	US	Manufacturing (SIC) Production	Mar	0.8%	--	0.8%	-0.7%	
Wed/17-Apr-24	05:45	NZ	CPI QoQ	1Q	0.6%	0.6%	0.5%	--
	05:45	NZ	CPI YoY	1Q	4%	--	4.7%	--
	05:45	NZ	CPI Tradeable QoQ	1Q		--	-0.2%	--
	05:45	NZ	CPI Non Tradeable QoQ	1Q		--	1.1%	--
	06:50	JP	Trade Balance	Mar	¥366.5b	--	¥-379.4b	¥-377.8b
	06:50	JP	Trade Balance Adjusted	Mar	¥-700b	¥-280b	¥-451.6b	¥-570b
	06:50	JP	Exports YoY	Mar	7.3%	--	7.8%	--
	06:50	JP	Imports YoY	Mar	-4.9%	--	0.5%	--
	07:30	AU	Westpac Leading Index MoM	Mar	-0.1%	--	0.08%	0.1%
	13:00	GB	CPI MoM	Mar	0.6%	--	0.6%	--
	13:00	GB	CPI YoY	Mar	3.2%	3.1%	3.4%	--
	13:00	GB	CPI Core YoY	Mar	4.2%	4.1%	4.5%	--
	13:00	GB	CPI Services YoY	Mar		--	6.1%	--
	13:00	GB	CPIH YoY	Mar		--	3.8%	--
	13:00	GB	Retail Price Index	Mar		--	381	--
	13:00	GB	RPI MoM	Mar	0.5%	--	0.8%	--
	13:00	GB	RPI YoY	Mar	4.3%	4.2%	4.5%	--

	13:00	GB	RPI Ex Mort Int.Payments (YoY)	Mar		--	3.5%	--
	13:00	GB	PPI Output NSA MoM	Mar	0.2%	0.2%	0.3%	--
	13:00	GB	PPI Output NSA YoY	Mar	0.6%	--	0.4%	--
	13:00	GB	PPI Input NSA MoM	Mar	-0.1%	0.1%	-0.4%	0.3%
	13:00	GB	PPI Input NSA YoY	Mar	-2.5%	--	-2.7%	-2.2%
	16:00	EZ	CPI YoY	Mar F	2.4%	2.4%	2.6%	2.6%
	16:00	EZ	CPI MoM	Mar F	0.8%	0.8%	0.6%	--
	16:00	EZ	CPI Core YoY	Mar F	2.9%	2.9%	3.1%	--
	21:30	US	DOE U.S. Crude Oil Inventories	12-Apr	2735k	1600k	5841k	--
	21:30	US	DOE Cushing OK Crude Inventory	12-Apr	33k	--	-170k	--
	21:30	US	DOE U.S. Gasoline Inventories	12-Apr	-1154k	--	715k	--
	21:30	US	DOE U.S. Distillate Inventory	12-Apr	-2760k	--	1659k	--
	21:30	US	DOE U.S. Refinery Utilization	12-Apr	-0.2%	--	-0.3%	--
Thu/18-Apr-24	01:00	US	Federal Reserve Releases Beige Book					
	08:30	AU	NAB Business Confidence	1Q		--	-6	--
	08:30	AU	Participation Rate	Mar		--	66.7%	--
	08:30	AU	Part Time Employment Change	Mar		--	38.3k	--
	08:30	AU	Unemployment Rate	Mar		--	3.7%	--
	08:30	AU	Employment Change	Mar		--	116.5k	--
	08:30	AU	Full Time Employment Change	Mar		--	78.2k	--
	08:30	JP	BOJ Board Noguchi Speech in Saga					
	11:30	JP	Tertiary Industry Index MoM	Feb		--	0.3%	--
	13:00	JP	Machine Tool Orders YoY	Mar F		--	--	--
	13:00	CH	Exports Real MoM	Mar		--	0.2%	--
	13:00	CH	Imports Real MoM	Mar		--	3.8%	--
	15:00	EZ	ECB Current Account SA	Feb		--	39.4b	--
	16:00	EZ	Construction Output MoM	Feb		--	0.5%	--
	16:00	EZ	Construction Output YoY	Feb		--	0.8%	--
	19:30	US	Initial Jobless Claims	13-Apr		--	--	--
	19:30	US	Continuing Claims	6-Apr		--	--	--
	20:15	US	Fed's Bowman Speaks at SIFMA Roundtable					
	21:00	US	Leading Index	Mar		0.1%	0.1%	--
	21:00	US	Existing Home Sales	Mar		4.35m	4.38m	--
	21:00	US	Existing Home Sales MoM	Mar		-0.7%	9.5%	--
	22:00	US	Fed's Bostic Speaks in Fireside Chat on Economy					
Fri/19-Apr-24	04:45	US	Fed's Bostic Chats About Economy, Monetary Policy					
	06:30	JP	Natl CPI YoY	Mar		--	2.8%	--
	06:30	JP	Natl CPI Ex Fresh Food YoY	Mar		--	2.8%	--
	06:30	JP	Natl CPI Ex Fresh Food, Energy YoY	Mar		--	3.2%	--
	13:00	DE	PPI MoM	Mar		--	-0.4%	--
	13:00	DE	PPI YoY	Mar		--	-4.1%	--
	13:00	GB	Retail Sales Inc Auto Fuel MoM	Mar		--	0.0%	--
	13:00	GB	Retail Sales Inc Auto Fuel YoY	Mar		--	-0.4%	--
	13:00	GB	Retail Sales Ex Auto Fuel MoM	Mar		--	0.2%	--
	13:00	GB	Retail Sales Ex Auto Fuel YoY	Mar		--	-0.5%	--
	21:30	US	Fed's Goolsbee Participates in Q&A					
Sat/20-Apr-24	00:00	US	Baker Hughes U.S. Rig Count	19-Apr		--	--	--

OIL WTI – CL-MAY/USD
(Exp. 18 Apr 2024)



RESISTANCE	87.67	
	86.58	
	84.71	
SUPPORT	81.75	
	80.66	
	78.79	
SUGGESTION	BUY	---
	SELL	83.25
	S/L	84.70
	T/P:	81.75 80.65

DATE	OPEN	HIGH	LOW	RANGE	CLOSE	CHANGE	PREVIOUS
Apr 17	85.34	85.50	82.54	2.96	82.83	↓ 2.46	85.29

WEEKLY		APRIL		2024	
HIGH	LOW	HIGH	LOW	HIGH	LOW
86.17 (16/Apr)	82.54 (17/Apr)	87.63 (12/Apr)	82.54 (17/Apr)	87.63 (12/Apr)	69.30 (03/Jan)

GOLD (XAU/USD)



RESISTANCE	2427.29	
	2411.39	
	2386.22	
SUPPORT	2345.15	
	2329.25	
	2304.08	
SUGGESTION	BUY	---
	SELL	2366.00
	S/L	2386.00
	T/P:	2345.00 2329.00

DATE	OPEN	HIGH	LOW	RANGE	CLOSE	CHANGE	PREVIOUS
Apr 17	2382.63	2395.49	2354.42	41.07	2361.05	↓ 21.61	2382.66

WEEKLY		APRIL		2024	
HIGH	LOW	HIGH	LOW	HIGH	LOW
2398.18 (16/Apr)	2324.02 (15/Apr)	2431.35 (12/Apr)	2228.35 (01/Apr)	2431.35 (12/Apr)	1989.97 (13/Feb)

SILVER – XAG/USD



RESISTANCE	29.381	
	29.083	
	28.642	
SUPPORT	27.903	
	27.605	
	27.164	
SUGGESTION	BUY	---
	SELL	28.30
	S/L	28.65
	T/P:	27.90 27.60

DATE	OPEN	HIGH	LOW	RANGE	CLOSE	CHANGE	PREVIOUS
Apr 17	28.095	28.784	28.045	0.739	28.202	↑ 0.122	28.080

WEEKLY		APRIL		2024	
HIGH	LOW	HIGH	LOW	HIGH	LOW
28.996 (16/Apr)	27.929 (16/Apr)	29.773 (12/Apr)	24.719 (01/Apr)	29.773 (12/Apr)	21.903 (22/Jan)

EUR/USD

Interest Rate: 4.50% (EU) / 5.25% - 5.50% (US)



RESISTANCE	1.07719	
	1.07253	
	1.06984	
SUPPORT	1.06249	
	1.05783	
	1.05514	
SUGGESTION	BUY	1.0665
	SELL	---
	S/L	1.0630
	T/P:	1.0725 1.0745

DATE	OPEN	HIGH	LOW	RANGE	CLOSE	CHANGE	PREVIOUS
Apr 17	1.06169	1.06787	1.06052	73,5	1.06715	↑ 54,8	1.06167

WEEKLY		APRIL		2024	
HIGH	LOW	HIGH	LOW	LOW	HIGH
1.06787 (17/Apr)	1.06003 (16/Apr)	1.08842 (09/Apr)	1.06003 (16/Apr)	1.10438 (02/Jan)	1.06003 (16/Apr)

All price & chart based on Valbury MT4 Platform

USDJPY

Interest Rate: 5.25% - 5.50% (US) / 0.00% (JP)



DATE	OPEN	HIGH	LOW	RANGE	CLOSE	CHANGE	PREVIOUS
Apr 17	154.650	154.724	154.148	57,6	154.309	↓ 34,1	154.650

WEEKLY		APRIL		2024	
HIGH	LOW	HIGH	LOW	HIGH	LOW
154.777 (16/Apr)	153.217 (15/Apr)	154.777 (16/Apr)	150.802 (05/Apr)	154.777 (16/Apr)	140.806 (02/Jan)

GBP/USD

Interest Rate: 5.25% (GB) / 5.25% - 5.50% (US)



DATE	OPEN	HIGH	LOW	RANGE	CLOSE	CHANGE	PREVIOUS
Apr 17	1.24260	1.24810	1.24161	64,9	1.24533	↑ 27,1	1.24262

WEEKLY		APRIL		2024	
HIGH	LOW	HIGH	LOW	HIGH	LOW
1.24976 (15/Apr)	1.24043 (16/Apr)	1.27083 (09/Apr)	1.24043 (16/Apr)	1.28926 (08/Mar)	1.24043 (16/Apr)

All price & chart based on Valbury MT4 Platform

USD/CHF

Interest Rate: 5.25% - 5.50% (US) / 1.50% (CH)



RESISTANCE	0.91642	
	0.91479	
	0.91252	
SUPPORT	0.90862	
	0.90699	
	0.90472	
SUGGESTION	BUY	---
	SELL	0.9105
	S/L	0.9130
	T/P:	0.9060 0.9045

DATE	OPEN	HIGH	LOW	RANGE	CLOSE	CHANGE	PREVIOUS
Apr 17	0.91260	0.91316	0.90926	39,0	0.91025	↓ 23,3	0.91258

WEEKLY		APRIL		2024	
HIGH	LOW	HIGH	LOW	HIGH	LOW
0.91509 (15/Apr)	0.90926 (17/Apr)	0.91509 (15/Apr)	0.89968 (05/Apr)	0.91509 (15/Apr)	0.84012 (02/Jan)

AUD/USD

Interest Rate: 4.35% (AU) / 5.25% - 5.50% (US)



RESISTANCE	0.64995	
	0.64724	
	0.64534	
SUPPORT	0.64073	
	0.63802	
	0.63612	
SUGGESTION	BUY	0.6430
	SELL	---
	S/L	0.6405
	T/P:	0.6455 0.6470

DATE	OPEN	HIGH	LOW	RANGE	CLOSE	CHANGE	PREVIOUS
Apr 17	0.64008	0.64452	0.63991	46,1	0.64345	↑ 33,9	0.64006

WEEKLY		APRIL		2024	
HIGH	LOW	HIGH	LOW	HIGH	LOW
0.64924 (15/Apr)	0.63886 (16/Apr)	0.66442 (09/Apr)	0.63886 (16/Apr)	0.68381 (02/Jan)	0.63886 (16/Apr)

All price & chart based on Valbury MT4 Platform

NZD/USD

Interest Rate: 5.50% (NZ) / 5.25% - 5.50% (US)



RESISTANCE	0.60049	
	0.59646	
	0.59403	
SUPPORT	0.58757	
	0.58354	
	0.58111	
SUGGESTION	BUY	0.5905
	SELL	---
	S/L	0.5875
	T/P:	0.5940 0.5965

DATE	OPEN	HIGH	LOW	RANGE	CLOSE	CHANGE	PREVIOUS
Apr 17	0.58795	0.59243	0.58597	64,6	0.59160	↑ 36,4	0.58796

WEEKLY		APRIL		2024	
HIGH	LOW	HIGH	LOW	HIGH	LOW
0.59526 (15/Apr)	0.58597 (17/Apr)	0.60819 (10/Apr)	0.58597 (17/Apr)	0.63216 (02/Jan)	0.58597 (17/Apr)

USD/CAD

Interest Rate: 5.25% - 5.50% (US) / 5.00% (CA)



RESISTANCE	1.38964	
	1.38665	
	1.38182	
SUPPORT	1.37400	
	1.37101	
	1.36618	
SUGGESTION	BUY	---
	SELL	1.3780
	S/L	1.3820
	T/P:	1.3740 1.3710

DATE	OPEN	HIGH	LOW	RANGE	CLOSE	CHANGE	PREVIOUS
Apr 17	1.38272	1.38366	1.37584	78,2	1.37699	↓ 57,4	1.38273

WEEKLY		APRIL		2024	
HIGH	LOW	HIGH	LOW	HIGH	LOW
1.38450 (16/Apr)	1.37242 (15/Apr)	1.38450 (16/Apr)	1.34769 (04/Apr)	1.38450 (16/Apr)	1.32277 (02/Jan)

All price & chart based on Valbury MT4 Platform

EURJPY

Interest Rate: 4.50% (EU) / 0.00% (JP)

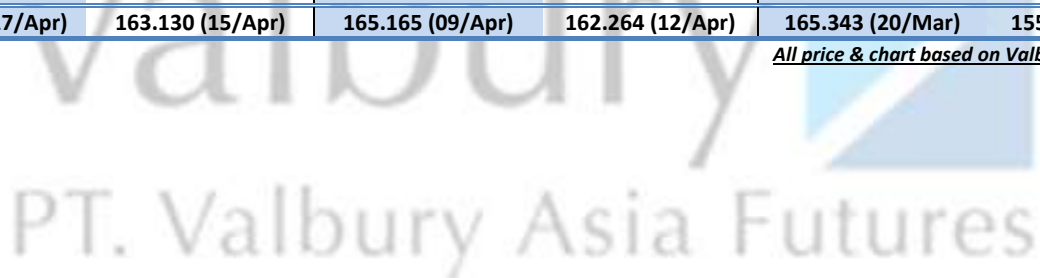


RESISTANCE	165.898	
	165.350	
	165.013	
SUPPORT	164.128	
	163.580	
	163.243	
SUGGESTION	BUY	164.55
	SELL	---
	S/L	164.10
	T/P:	165.00
		165.35

DATE	OPEN	HIGH	LOW	RANGE	CLOSE	CHANGE	PREVIOUS
Apr 17	164.211	164.801	163.916	88,5	164.677	↑ 46,8	164.209

WEEKLY		APRIL		2024	
HIGH	LOW	HIGH	LOW	HIGH	LOW
164.801 (17/Apr)	163.130 (15/Apr)	165.165 (09/Apr)	162.264 (12/Apr)	165.343 (20/Mar)	155.060 (02/Jan)

All price & chart based on Valbury MT4 Platform



Disclaimer

All contents of this report have been prepared by the Research Dept. of Valbury Asia Futures and are provided solely for informational purpose. We have taken reasonable measures to ensure the accuracy of the report, however, do not guarantee its accuracy and will not accept liability for any consequential loss or damage which may arise directly or indirectly from any use of the report.

Published by RESEARCH DEPARTMENT – PT VALBURY ASIA FUTURES
Menara Karya 9th Floor, Jl. HR Rasuna Said Blok X-5 Kav. 1-2 Jakarta 12950 Indonesia
Phone : +6221-25533777, Email: research@valbury.com