








Daily Outlook

GLOBAL MARKETS & ECONOMIES | WEEKLY ECONOMIC INDICATORS | CURRENCIES | PRECIOUS METAL | OIL |

| Counter | News | Trend | Support | Resistance |
|---|--|-------|----------------|----------------|
|  EURUSD | EURUSD – Harga naik setelah Euro menguat terhadap USD dan Yen Jepang karena kekhawatiran geopolitik mereda setelah Polandia dan NATO mengatakan pada hari Rabu bahwa ledakan hari Selasa, yang menewaskan dua orang di Polandia, mungkin berasal dari rudal nyrasar dari pertahanan udara Ukraina dan bukan serangan Rusia yang disengaja. <i>Resistance di 1.0494, support di 1.0336</i> | ↓ | 1.0336 | 1.0494 |
|  USDJPY | USDJPY – Harga yen melemah setelah USD turun tetapi didukung oleh data penjualan ritel AS yang lebih kuat dari perkiraan dan investor mencari petunjuk dari pembicara Federal Reserve tentang jalur suku bunga. <i>Resistance 140.26, support 138.72</i> | ↑ | 138.72 | 140.26 |
|  USDCHF | USDCHF – Harga naik setelah USD ditutup menguat didukung oleh data penjualan ritel AS yang lebih kuat dari perkiraan pada hari Rabu karena investor juga mencari petunjuk dari pembicara Federal Reserve tentang jalur suku bunga. <i>Resistance utama 0.9477, support 0.9393</i> | ↑ | 0.9393 | 0.9477 |
|  GBPUSD | GBPUSD – Harga naik setelah data yang dirilis pada hari Rabu menunjukkan inflasi di Inggris - berbeda dengan Amerika Serikat - terus meningkat, mencapai level tertinggi 41 tahun dalam 12 bulan hingga Oktober, Inggris akan mengumumkan anggaran baru pada hari Kamis dengan ekspektasi kenaikan pajak dan pemotongan belanja. <i>Resistance utama 1.2005, support 1.1848</i> | ↓ | 1.1848 | 1.2005 |
|  AUDUSD | AUDUSD – Harga turun setelah USD melemah tetapi didukung oleh data penjualan ritel AS yang lebih kuat dari perkiraan dan investor mencari petunjuk dari pembicara Federal Reserve tentang jalur suku bunga. Fokus hari ini pada rilis data pekerjaan Australia. <i>Resistance 0.6779, support 0.6706</i> | ↓ | 0.6706 | 0.6779 |
|  XAUUSD | XAUUSD – Harga emas turun namun berada di dekat level tertinggi dalam tiga bulan, dibebani oleh dolar yang sedikit lebih kuat sementara imbal hasil Treasury AS lebih rendah karena sekarang fokus beralih dari ketegangan global ke strategi suku bunga Federal Reserve. <i>Resistance 1782.34, support 1767.63</i> | ↑ | 1767.63 | 1782.34 |
|  CLc1 (WTI) | Oil – Harga minyak ditutup turun lebih dari 1% setelah pengiriman minyak Rusia melalui pipa Druzhba ke Hungaria telah dimulai kembali dan meningkatnya kasus COVID-19 di China membebani sentimen. <i>Resistance 87.16, support 83.86</i> | ↓ | 83.86 | 87.16 |

ECONOMIC INDICATORS

| DATE | WIB | CT Y | INDICATORS | PER | ACTUAL | FORECAST | PREV. | REV. |
|----------------------|-------|--|---|-------|--------|----------|--------|--------|
| Mon/14-Nov-22 | 04:30 | NZ | Performance Services Index | Oct | 57.4 | -- | 55.8 | 55.9 |
| | 04:30 | US | Fed's Waller Discusses the Economic Outlook | | | | | |
| | 07:01 | GB | Rightmove House Prices MoM | Nov | -1.1% | -- | 0.9% | -- |
| | 07:01 | GB | Rightmove House Prices YoY | Nov | | -- | 7.8% | -- |
| | 14:30 | CH | Producer & Import Prices MoM | Oct | 0.0% | -- | 0.2% | -- |
| | 14:30 | CH | Producer & Import Prices YoY | Oct | 4.9% | -- | 5.4% | -- |
| | 17:00 | EZ | ECB's Panetta Speaks | | | | | |
| | 17:00 | EZ | Industrial Production SA MoM | Sep | 0.9% | 0.3% | 1.5% | 2% |
| | 17:00 | EZ | Industrial Production WDA YoY | Sep | 4.9% | 2.8% | 2.5% | 2.8% |
| | 23:15 | EZ | ECB's Centeno Speaks at Bank of Portugal Event | | | | | |
| | 23:15 | EZ | ECB's Guindos Speaks in Frankfurt | | | | | |
| | 23:30 | US | Fed's Brainard Discusses the Economic Outlook | | | | | |
| Tue/15-Nov-22 | 03:00 | NZ | REINZ House Sales YoY | Oct | | -- | -10.9% | -- |
| | 06:30 | US | Fed's Williams Moderates Panel at the Economic Club of... | | | | | |
| | 06:50 | JP | GDP Annualized SA QoQ | 3Q P | -1.2% | 1.1% | 3.5% | 4.6% |
| | 06:50 | JP | GDP SA QoQ | 3Q P | -0.3% | 0.3% | 0.9% | 1.1% |
| | 06:50 | JP | GDP Nominal SA QoQ | 3Q P | | 0.2% | 0.6% | -- |
| | 06:50 | JP | GDP Deflator YoY | 3Q P | -0.5% | -0.6% | -0.3% | -- |
| | 06:50 | JP | GDP Private Consumption QoQ | 3Q P | 0.3% | 0.2% | 1.2% | -- |
| | 06:50 | JP | GDP Business Spending QoQ | 3Q P | | 2.2% | 2% | -- |
| | 06:50 | JP | Inventory Contribution % GDP | 3Q P | | 0.0% | -0.3% | -- |
| | 06:50 | JP | Net Exports Contribution % GDP | 3Q P | | -0.3% | 0.1% | -- |
| | 07:30 | AU | RBA Minutes of Nov. Policy Meeting | | | | | |
| | 09:00 | CN | Industrial Production YoY | Oct | 5% | 5.2% | 6.3% | -- |
| | 09:00 | CN | Industrial Production YTD YoY | Oct | 4% | 4% | 3.9% | -- |
| | 09:00 | CN | Retail Sales YoY | Oct | -0.5% | 1% | 2.5% | -- |
| | 09:00 | CN | Retail Sales YTD YoY | Oct | 0.58% | 0.8% | 0.7% | 0.71% |
| | 09:00 | CN | Surveyed Jobless Rate | Oct | 5.5% | 5.5% | 5.5% | -- |
| | 10:00 | EZ | ECB's Villeroy speaks in Tokyo | | | | | |
| | 11:30 | JP | Industrial Production MoM | Sep F | -1.7% | -1.6% | 3.4% | -- |
| | 11:30 | JP | Industrial Production YoY | Sep F | 9.6% | -- | 5.8% | -- |
| | 11:30 | JP | Capacity Utilization MoM | Sep | -0.4% | -- | 1.2% | -- |
| | 13:10 | EZ | ECB's Villeroy speaks in Tokyo | | | | | |
| | 14:00 | GB | Payrolled Employees Monthly Change | Oct | | -- | 69k | -- |
| | 14:00 | GB | Claimant Count Rate | Oct | 3.3k | 17.3k | 3.9% | -- |
| | 14:00 | GB | Jobless Claims Change | Oct | | -- | 25.5k | -- |
| | 14:00 | GB | Average Weekly Earnings 3M/YoY | Sep | 6% | 5.9% | 6.1% | -- |
| | 14:00 | GB | Weekly Earnings ex Bonus 3M/YoY | Sep | 5.7% | 5.5% | 5.5% | -- |
| | 14:00 | GB | ILO Unemployment Rate 3Mths | Sep | 3.6% | 3.5% | 3.5% | -- |
| | 14:00 | GB | Employment Change 3M/3M | Sep | -52k | -25k | -109k | -- |
| | 17:00 | EZ | ZEW Survey Expectations | Nov | -38.7 | -- | -59.7 | -- |
| | 17:00 | EZ | Trade Balance SA | Sep | | -- | -47.3b | -- |
| | 17:00 | EZ | Trade Balance NSA | Sep | -34.4b | -44.5b | -50.9b | -52.4b |
| | 17:00 | EZ | Employment QoQ | 3Q P | 0.2% | 0.3% | 0.4% | -- |
| | 17:00 | EZ | Employment YoY | 3Q P | 1.7% | 1.8% | 2.7% | -- |
| | 17:00 | EZ | GDP SA QoQ | 3Q P | 0.2% | 0.2% | 0.8% | -- |
| | 17:00 | EZ | GDP SA YoY | 3Q P | 2.1% | 2.1% | 4.3% | -- |
| | 17:00 | DE | ZEW Survey Expectations | Nov | -36.7 | -50 | -59.2 | -- |
| | 17:00 | DE | ZEW Survey Current Situation | Nov | -64.5 | -68.4 | -72.2 | -- |
| | 20:30 | CA | Manufacturing Sales MoM | Sep | 0% | -0.5% | -2% | -- |
| | 20:30 | CA | Wholesale Trade Sales MoM | Sep | 0.1% | -0.2% | 1.4% | -- |
| | 20:30 | US | Empire Manufacturing | Nov | 4.5 | -5 | -9.1 | -- |
| | 20:30 | US | PPI Final Demand MoM | Oct | 0.2% | 0.4% | 0.4% | 0.2% |
| | 20:30 | US | PPI Ex Food and Energy MoM | Oct | 0% | 0.3% | 0.3% | 0.2% |
| | 20:30 | US | PPI Ex Food, Energy, Trade MoM | Oct | | 0.3% | 0.4% | -- |
| | 20:30 | US | PPI Final Demand YoY | Oct | 6.8% | 8.3% | 8.5% | 8.4% |
| | 20:30 | US | PPI Ex Food and Energy YoY | Oct | 6.7% | 7.2% | 7.2% | -- |
| | 20:30 | US | PPI Ex Food, Energy, Trade YoY | Oct | | -- | 5.6% | -- |
| | 21:00 | CA | Existing Home Sales MoM | Oct | | -- | -3.9% | -- |
| 21:00 | US | Fed's Harker Discusses the Economic Outlook | | | | | | |
| 21:00 | US | Fed's Cook Discusses Post-Covid Challenges Facing Women | | | | | | |
| 22:00 | US | Fed Vice Chair for Supervision Barr Speaks Before Senate Panel | | | | | | |
| Wed/16-Nov-22 | N/A | EZ | ECB Financial Stability Review (provisional date) | | | | | |

| | | | | | | | | |
|----------------------|-------|----|--|--------|--------|-----------|----------|--------|
| | 00:30 | EZ | ECB's Elderson Speaks | | | | | |
| | 06:30 | AU | Westpac Leading Index MoM | Oct | -0.1% | -- | 0.0% | -- |
| | 06:50 | JP | Core Machine Orders YoY | Sep | 2.9% | 7.4% | 9.7% | -- |
| | 06:50 | JP | Core Machine Orders MoM | Sep | -4.6% | 0.7% | -5.8% | -- |
| | 07:30 | AU | Wage Price Index QoQ | 3Q | 1% | 0.9% | 0.7% | 0.8% |
| | 07:30 | AU | Wage Price Index YoY | 3Q | 3.1% | 3% | 2.6% | -- |
| | 11:30 | JP | Tertiary Industry Index MoM | Sep | -0.4% | 0.6% | 0.7% | -- |
| | 14:00 | GB | CPIH YoY | Oct | | -- | 8.8% | -- |
| | 14:00 | GB | CPI MoM | Oct | 2% | 1.7% | 0.5% | -- |
| | 14:00 | GB | CPI YoY | Oct | 11.1% | 10.7% | 10.1% | -- |
| | 14:00 | GB | CPI Core YoY | Oct | 6.5% | 6.4% | 6.5% | -- |
| | 14:00 | GB | Retail Price Index | Oct | | -- | 347.6 | -- |
| | 14:00 | GB | RPI MoM | Oct | 2.5% | 1.8% | 0.7% | -- |
| | 14:00 | GB | RPI YoY | Oct | 14.2% | 13.5% | 12.6% | -- |
| | 14:00 | GB | RPI Ex Mort.Int.Payments (YoY) | Oct | | -- | 12.4% | -- |
| | 14:00 | GB | PPI Output NSA MoM | Oct | 0.3% | 0.5% | 0.2% | 0.3% |
| | 14:00 | GB | PPI Output NSA YoY | Oct | 14.8% | 14.6% | 15.9% | 16.3% |
| | 14:00 | GB | PPI Input NSA MoM | Oct | 0.6% | 0.3% | 0.4% | 0.9% |
| | 14:00 | GB | PPI Input NSA YoY | Oct | 19.2% | 18% | 20% | 20.8% |
| | 16:30 | GB | House Price Index YoY | Sep | 9.5% | -- | 13.6% | 13.1% |
| | 19:45 | EZ | ECB's Villeroy speaks in Paris | | | | | |
| | 20:15 | CA | Housing Starts | Oct | 267.1k | 270k | 299.6k | 298.8k |
| | 20:30 | CA | CPI NSA MoM | Oct | 0.7% | 0.7% | 0.1% | -- |
| | 20:30 | CA | CPI YoY | Oct | 6.9% | 6.9% | 6.9% | -- |
| | 20:30 | CA | Consumer Price Index | Oct | | -- | 152.7 | -- |
| | 20:30 | CA | CPI Core- Common YoY% | Oct | 5.8% | 5.9% | 6% | -- |
| | 20:30 | CA | CPI Core- Median YoY% | Oct | 4.8% | 4.8% | 4.7% | -- |
| | 20:30 | CA | CPI Core- Trim YoY% | Oct | 5.3% | -- | 5.2% | -- |
| | 20:30 | US | Retail Sales Advance MoM | Oct | 1.3% | 1% | 0.0% | -- |
| | 20:30 | US | Retail Sales Ex Auto MoM | Oct | 1.3% | 0.4% | 0.1% | -- |
| | 20:30 | US | Retail Sales Ex Auto and Gas | Oct | 0.9% | 0.2% | 0.3% | 0.6% |
| | 20:30 | US | Retail Sales Control Group | Oct | 0.7% | 0.3% | 0.4% | 0.6% |
| | 20:30 | US | Import Price Index MoM | Oct | -0.2% | -0.4% | -1.2% | -1.1% |
| | 20:30 | US | Import Price Index ex Petroleum MoM | Oct | | -- | -0.5% | -- |
| | 20:30 | US | Import Price Index YoY | Oct | 8.3% | -- | 6% | 8.6% |
| | 20:30 | US | Export Price Index MoM | Oct | -0.3% | -0.4% | -0.8% | -1.5% |
| | 20:30 | US | Export Price Index YoY | Oct | 6.9% | -- | 9.5% | 9.2% |
| | 21:15 | GB | BOE's Bailey testifies to Parliament | | | | | |
| | 21:15 | US | Industrial Production MoM | Oct | -0.1% | 0.2% | 0.4% | 0.1% |
| | 21:15 | US | Capacity Utilization | Oct | 79.9% | 80.4% | 80.3% | 80.1% |
| | 21:15 | US | Manufacturing (SIC) Production | Oct | 0.1% | 0.2% | 0.4% | 0.2% |
| | 21:50 | US | Fed's Williams Speaks at 2022 Treasury Market Conference | | | | | |
| | 22:00 | EZ | ECB's Lagarde Speaks | | | | | |
| | 22:00 | EZ | ECB's Panetta Speaks | | | | | |
| | 22:00 | US | Fed's Barr Testifies Before House Panel | | | | | |
| | 22:00 | US | Business Inventories | Sep | 0.4% | 0.5% | 0.8% | 0.9% |
| | 22:00 | US | NAHB Housing Market Index | Nov | 33 | 36 | 38 | -- |
| | 22:30 | US | DOE U.S. Crude Oil Inventories | 11-Nov | -5400k | -440k | 3925k | -- |
| | 22:30 | US | DOE Cushing OK Crude Inventory | 11-Nov | -1624k | -- | -923k | -- |
| | 22:30 | US | DOE U.S. Gasoline Inventories | 11-Nov | 2207k | 310k | -899k | -- |
| | 22:30 | US | DOE U.S. Distillate Inventory | 11-Nov | 1120k | -513k | -521k | -- |
| | 22:30 | US | DOE U.S. Refinery Utilization | 11-Nov | 0.8% | 0.5% | 1.5% | -- |
| Thu/17-Nov-22 | 02:35 | US | Fed's Waller Discusses the Economic Outlook | | | | | |
| | 04:45 | NZ | PPI Input QoQ | 3Q | | -- | 3.1% | -- |
| | 04:45 | NZ | PPI Output QoQ | 3Q | | -- | 2.4% | -- |
| | 06:50 | JP | Imports YoY | Oct | | 50.5% | 45.9% | -- |
| | 06:50 | JP | Trade Balance | Oct | | -¥1689.0b | ¥2094.0b | -- |
| | 06:50 | JP | Trade Balance Adjusted | Oct | | -¥2021.5b | ¥2009.8b | -- |
| | 06:50 | JP | Exports YoY | Oct | | 28.7% | 28.9% | -- |
| | 07:30 | AU | Part Time Employment Change | Oct | | -- | -12.4k | -- |
| | 07:30 | AU | Employment Change | Oct | | 15.0k | 0.9k | -- |
| | 07:30 | AU | Unemployment Rate | Oct | | 3.5% | 3.5% | -- |
| | 07:30 | AU | Participation Rate | Oct | | 66.6% | 66.6% | -- |

| | | | | | | | | |
|----------------------|-------|----|--|--------|--|-------|-------|----|
| | 07:30 | AU | Full Time Employment Change | Oct | | -- | 13.3k | -- |
| | 14:00 | CH | Exports Real MoM | Oct | | -- | 0.4% | -- |
| | 14:00 | CH | Imports Real MoM | Oct | | -- | 0.9% | -- |
| | 15:30 | HK | Unemployment Rate SA | Oct | | -- | 3.9% | -- |
| | 17:00 | EZ | Construction Output MoM | Sep | | -- | -0.6% | -- |
| | 17:00 | EZ | Construction Output YoY | Sep | | -- | 2.3% | -- |
| | 17:00 | EZ | CPI YoY | Oct F | | 10.7% | 9.9% | -- |
| | 17:00 | EZ | CPI MoM | Oct F | | 1.5% | 1.5% | -- |
| | 17:00 | EZ | CPI Core YoY | Oct F | | 5% | 5% | -- |
| | 19:30 | GB | BOE's Huw Pill speaks | | | | | |
| | 20:00 | US | Fed's Bullard Discussed the Economy and Monetary Policy | | | | | |
| | 20:30 | US | Housing Starts | Oct | | 1420k | 1439k | -- |
| | 20:30 | US | Building Permits | Oct | | 1517k | 1564k | -- |
| | 20:30 | US | Housing Starts MoM | Oct | | -1.3% | -8.1% | -- |
| | 20:30 | US | Building Permits MoM | Oct | | -3% | 1.4% | -- |
| | 20:30 | US | Philadelphia Fed Business Outlook | Nov | | -6 | -8.7 | -- |
| | 20:30 | US | Initial Jobless Claims | 12-Nov | | -- | 225k | -- |
| | 20:30 | US | Continuing Claims | 5-Nov | | -- | 1493k | -- |
| | 21:15 | US | Fed's Bowman Discusses Financial Literacy and Inclusion | | | | | |
| | 21:30 | GB | BOE's Tenreyro speaks | | | | | |
| | 21:40 | US | Fed's Mester Speaks at Financial Stability Conference | | | | | |
| | 22:00 | EZ | ECB's Villeroy speaks in Lyon, France | | | | | |
| | 22:40 | US | Fed's Jefferson and Kashkari Take Part in Panel Discussion | | | | | |
| Fri/18-Nov-22 | 01:45 | US | Fed's Kashkari Takes Part in Moderated Q&A | | | | | |
| | 06:30 | JP | Natl CPI YoY | Oct | | 3.7% | 3% | -- |
| | 06:30 | JP | Natl CPI Ex Fresh Food YoY | Oct | | 3.5% | 3% | -- |
| | 06:30 | JP | Natl CPI Ex Fresh Food, Energy YoY | Oct | | 2.4% | 1.8% | -- |
| | 07:01 | GB | GfK Consumer Confidence | Nov | | -- | -47 | -- |
| | 14:00 | GB | Retail Sales Inc Auto Fuel MoM | Oct | | -- | -1.4% | -- |
| | 14:00 | GB | Retail Sales Inc Auto Fuel YoY | Oct | | -- | -6.9% | -- |
| | 14:00 | GB | Retail Sales Ex Auto Fuel MoM | Oct | | -- | -1.5% | -- |
| | 14:00 | GB | Retail Sales Ex Auto Fuel YoY | Oct | | -- | -6.2% | -- |
| | 14:30 | CH | Industry & Construction Output WDA YoY | 3Q | | -- | 4.1% | -- |
| | 14:30 | CH | Industrial Output WDA YoY | 3Q | | -- | 5.1% | -- |
| | 15:30 | EZ | ECB's Lagarde Speaks | | | | | |
| | 20:00 | EZ | Bundesbank Chief Nagel Speaks in Frankfurt | | | | | |
| | 20:15 | EZ | ECB's Knot Speaks in Frankfurt | | | | | |
| | 20:15 | GB | BOE's Catherine Mann Speaks in Frankfurt | | | | | |
| | 20:30 | CA | Industrial Product Price MoM | Oct | | -- | 0.1% | -- |
| | 22:00 | US | Existing Home Sales | Oct | | 4.37m | 4.71m | -- |
| | 22:00 | US | Existing Home Sales MoM | Oct | | -7.3% | -1.5% | -- |
| | 22:00 | US | Leading Index | Oct | | -0.4% | -0.4% | -- |
| Sat/19-Nov-22 | 00:15 | GB | BOE's Haskel speaks | | | | | |
| | 01:00 | US | Baker Hughes U.S. Rig Count | 18-Nov | | -- | -- | -- |

EUR/USD

Interest Rate: 2.00% (EU) / 3.75% - 4.00% (US)



| | | |
|------------|---------|------------------|
| RESISTANCE | 1.05512 | |
| | 1.04944 | |
| | 1.04438 | |
| SUPPORT | 1.03364 | |
| | 1.02796 | |
| | 1.02290 | |
| SUGGESTION | BUY | --- |
| | SELL | 1.0410 |
| | S/L | 1.0455 |
| | T/P: | 1.0340 1.0310 |

| DATE | OPEN | HIGH | LOW | RANGE | CLOSE | CHANGE | PREVIOUS |
|--------|---------|---------|---------|-------|---------|--------|----------|
| Nov 16 | 1.03457 | 1.04377 | 1.03303 | 107,4 | 1.03931 | ↑ 48,3 | 1.03448 |

| WEEKLY | | NOVEMBER | | 2022 | |
|------------------|------------------|------------------|------------------|------------------|------------------|
| HIGH | LOW | HIGH | LOW | HIGH | LOW |
| 1.04810 (15/Nov) | 1.02705 (14/Nov) | 1.04810 (15/Nov) | 0.97294 (03/Nov) | 1.14941 (10/Feb) | 0.95351 (28/Sep) |

All price & chart based on Valbury MT4 Platform

USDJPY

Interest Rate: 3.75% - 4.00% (US) / -0.10% (JP)



| | | |
|------------|---------|------------------|
| RESISTANCE | 141.804 | |
| | 141.045 | |
| | 140.264 | |
| SUPPORT | 138.723 | |
| | 137.963 | |
| | 137.182 | |
| SUGGESTION | BUY | 139.45 |
| | SELL | --- |
| | S/L | 138.70 |
| | T/P: | 140.25 141.00 |

| DATE | OPEN | HIGH | LOW | RANGE | CLOSE | CHANGE | PREVIOUS |
|--------|---------|---------|---------|-------|---------|--------|----------|
| Nov 16 | 139.285 | 140.284 | 138.743 | 154,1 | 139.484 | ↑ 19,9 | 139.285 |

| WEEKLY | | NOVEMBER | | 2022 | |
|------------------|------------------|------------------|------------------|------------------|------------------|
| HIGH | LOW | HIGH | LOW | HIGH | LOW |
| 140.789 (14/Nov) | 137.668 (15/Nov) | 148.815 (01/Nov) | 137.668 (15/Nov) | 151.933 (21/Oct) | 113.463 (24/Jan) |

GBP/USD

Interest Rate: 3.00% (GB)/ 3.75% - 4.00% (US)



| | | |
|------------|---------|------------------|
| RESISTANCE | 1.20695 | |
| | 1.20053 | |
| | 1.19589 | |
| SUPPORT | 1.18483 | |
| | 1.17841 | |
| | 1.17377 | |
| SUGGESTION | BUY | --- |
| | SELL | 1.1930 |
| | S/L | 1.1980 |
| | T/P: | 1.1850 1.1810 |

| DATE | OPEN | HIGH | LOW | RANGE | CLOSE | CHANGE | PREVIOUS |
|--------|---------|---------|---------|-------|---------|--------|----------|
| Nov 16 | 1.18630 | 1.19412 | 1.18306 | 110,6 | 1.19124 | ↑ 49,5 | 1.18629 |

| WEEKLY | | NOVEMBER | | 2022 | |
|------------------|------------------|------------------|------------------|------------------|------------------|
| HIGH | LOW | HIGH | LOW | HIGH | LOW |
| 1.20277 (15/Nov) | 1.17092 (14/Nov) | 1.20277 (15/Nov) | 1.11461 (04/Nov) | 1.37477 (13/Jan) | 1.03581 (26/Sep) |

All price & chart based on Valbury MT4 Platform

USD/CHF

Interest Rate: 3.75% - 4.00% (US)/ 0.50% (CH)



| | | |
|------------|---------|------------------|
| RESISTANCE | 0.95606 | |
| | 0.95146 | |
| | 0.94772 | |
| SUPPORT | 0.93938 | |
| | 0.93478 | |
| | 0.93104 | |
| SUGGESTION | BUY | 0.9430 |
| | SELL | --- |
| | S/L | 0.9385 |
| | T/P: | 0.9500 0.9530 |

| DATE | OPEN | HIGH | LOW | RANGE | CLOSE | CHANGE | PREVIOUS |
|--------|---------|---------|---------|-------|---------|--------|----------|
| Nov 16 | 0.94387 | 0.94685 | 0.93851 | 83,4 | 0.94399 | ↑ 1,2 | 0.94387 |

| WEEKLY | | NOVEMBER | | 2022 | |
|------------------|------------------|------------------|------------------|------------------|------------------|
| HIGH | LOW | HIGH | LOW | HIGH | LOW |
| 0.94882 (14/Nov) | 0.93559 (15/Nov) | 1.01466 (03/Nov) | 0.93559 (15/Nov) | 1.01468 (21/Oct) | 0.90908 (13/Jan) |

AUD/USD

Interest Rate: 2.85% (AU) / 3.75% - 4.00% (US)



| | | |
|------------|---------|------------------|
| RESISTANCE | 0.68521 | |
| | 0.68219 | |
| | 0.67791 | |
| SUPPORT | 0.67061 | |
| | 0.66759 | |
| | 0.66331 | |
| SUGGESTION | BUY | --- |
| | SELL | 0.6745 |
| | S/L | 0.6780 |
| | T/P: | 0.6705 0.6675 |

| DATE | OPEN | HIGH | LOW | RANGE | CLOSE | CHANGE | PREVIOUS |
|--------|---------|---------|---------|-------|---------|--------|----------|
| Nov 16 | 0.67566 | 0.67918 | 0.67188 | 73,0 | 0.67362 | ↓ 20,9 | 0.67571 |

| WEEKLY | | NOVEMBER | | 2022 | |
|------------------|------------------|------------------|------------------|------------------|------------------|
| HIGH | LOW | HIGH | LOW | HIGH | LOW |
| 0.67966 (15/Nov) | 0.66628 (14/Nov) | 0.67966 (15/Nov) | 0.62713 (03/Nov) | 0.76603 (05/Apr) | 0.61692 (13/Oct) |

All price & chart based on Valbury MT4 Platform

NZD/USD

Interest Rate: 3.50% (NZ) / 3.75% - 4.00% (US)



| | | |
|------------|---------|------------------|
| RESISTANCE | 0.62449 | |
| | 0.62190 | |
| | 0.61802 | |
| SUPPORT | 0.61155 | |
| | 0.60896 | |
| | 0.60508 | |
| SUGGESTION | BUY | --- |
| | SELL | 0.6155 |
| | S/L | 0.6180 |
| | T/P: | 0.6115 0.6090 |

| DATE | OPEN | HIGH | LOW | RANGE | CLOSE | CHANGE | PREVIOUS |
|--------|---------|---------|---------|-------|---------|--------|----------|
| Nov 16 | 0.61575 | 0.61930 | 0.61283 | 64,7 | 0.61415 | ↓ 15,7 | 0.61572 |

| WEEKLY | | NOVEMBER | | 2022 | |
|------------------|------------------|------------------|------------------|------------------|------------------|
| HIGH | LOW | HIGH | LOW | HIGH | LOW |
| 0.62024 (15/Nov) | 0.60606 (14/Nov) | 0.62024 (15/Nov) | 0.57396 (03/Nov) | 0.70331 (05/Apr) | 0.55109 (13/Oct) |

USD/CAD

Interest Rate: 3.75% - 4.00% (US) / 3.75% (CA)



| DATE | OPEN | HIGH | LOW | RANGE | CLOSE | CHANGE | PREVIOUS |
|--------|---------|---------|---------|-------|---------|--------|----------|
| Nov 16 | 1.32761 | 1.33458 | 1.32268 | 119,0 | 1.33291 | ↑ 53,8 | 1.32753 |

| WEEKLY | | NOVEMBER | | 2022 | |
|------------------|------------------|------------------|------------------|------------------|------------------|
| HIGH | LOW | HIGH | LOW | HIGH | LOW |
| 1.33458 (16/Nov) | 1.32251 (15/Nov) | 1.38073 (03/Nov) | 1.32251 (15/Nov) | 1.39768 (13/Oct) | 1.24016 (05/Apr) |

All price & chart based on Valbury MT4 Platform

EURJPY

Interest Rate: 2.00% (EU) / -0.10% (JP)



| DATE | OPEN | HIGH | LOW | RANGE | CLOSE | CHANGE | PREVIOUS |
|--------|---------|---------|---------|-------|---------|--------|----------|
| Nov 16 | 144.091 | 145.490 | 143.558 | 193,2 | 144.967 | ↑ 88,6 | 144.081 |

| WEEKLY | | NOVEMBER | | 2022 | |
|------------------|------------------|------------------|------------------|------------------|------------------|
| HIGH | LOW | HIGH | LOW | HIGH | LOW |
| 145.490 (16/Nov) | 143.345 (15/Nov) | 147.111 (01/Nov) | 142.552 (11/Nov) | 148.393 (21/Oct) | 124.384 (07/Mar) |

GOLD (XAU/USD)



| | | |
|------------|---------|--------------------|
| RESISTANCE | 1797.05 | |
| | 1790.99 | |
| | 1782.34 | |
| SUPPORT | 1767.63 | |
| | 1761.57 | |
| | 1752.92 | |
| SUGGESTION | BUY | 1772.00 |
| | SELL | --- |
| | S/L | 1767.00 |
| | T/P: | 1782.00 1787.00 |

| DATE | OPEN | HIGH | LOW | RANGE | CLOSE | CHANGE | PREVIOUS |
|--------|---------|---------|---------|-------|---------|--------|----------|
| Nov 16 | 1777.54 | 1784.94 | 1770.23 | 14.71 | 1773.68 | ↓ 4.91 | 1778.59 |

| WEEKLY | | NOVEMBER | | 2022 | |
|------------------|------------------|------------------|------------------|------------------|------------------|
| HIGH | LOW | HIGH | LOW | HIGH | LOW |
| 1786.42 (15/Nov) | 1753.13 (14/Nov) | 1786.42 (15/Nov) | 1616.50 (03/Nov) | 2070.27 (08/Mar) | 1614.69 (28/Sep) |

All price & chart based on Valbury MT4 Platform

SILVER – XAG/USD



| | | |
|------------|--------|----------------|
| RESISTANCE | 22.503 | |
| | 22.262 | |
| | 21.853 | |
| SUPPORT | 21.203 | |
| | 20.962 | |
| | 20.553 | |
| SUGGESTION | BUY | 21.40 |
| | SELL | --- |
| | S/L | 21.20 |
| | T/P: | 21.85 22.05 |

| DATE | OPEN | HIGH | LOW | RANGE | CLOSE | CHANGE | PREVIOUS |
|--------|--------|--------|--------|-------|--------|---------|----------|
| Nov 16 | 21.524 | 22.022 | 21.372 | 0.650 | 21.443 | ↓ 0.095 | 21.538 |

| WEEKLY | | NOVEMBER | | 2022 | |
|-----------------|-----------------|-----------------|-----------------|-----------------|-----------------|
| HIGH | LOW | HIGH | LOW | HIGH | LOW |
| 22.223 (15/Nov) | 21.272 (14/Nov) | 22.223 (15/Nov) | 18.812 (03/Nov) | 26.927 (08/Mar) | 17.536 (01/Sep) |

OIL WTI – CL-DEC/USD
(Exp. 17 November 2022)



| DATE | OPEN | HIGH | LOW | RANGE | CLOSE | CHANGE | PREVIOUS |
|--------|-------|-------|-------|-------|-------|--------|----------|
| Nov 16 | 86.90 | 87.52 | 84.22 | 3.30 | 85.33 | ↓ 1.53 | 86.86 |

| WEEKLY | | NOVEMBER | | 2022 | |
|----------------|----------------|----------------|----------------|-----------------|----------------|
| HIGH | LOW | HIGH | LOW | HIGH | LOW |
| 89.85 (14/Nov) | 84.09 (15/Nov) | 93.75 (07/Nov) | 84.09 (15/Nov) | 130.57 (07/Mar) | 74.27 (03/Jan) |

All price & chart based on Valbury MT4 Platform

PT. Valbury Asia Futures

Disclaimer

All contents of this report have been prepared by the Research Dept. of Valbury Asia Futures and are provided solely for informational purpose. We have taken reasonable measures to ensure the accuracy of the report, however, do not guarantee its accuracy and will not accept liability for any consequential loss or damage which may arise directly or indirectly from any use of the report.

Published by RESEARCH DEPARTMENT – PT VALBURY ASIA FUTURES
Menara Karya 9th Floor, Jl. HR Rasuna Said Blok X-5 Kav. 1-2 Jakarta 12950 Indonesia
Phone : +6221-25533777, Email: research@valbury.com