








Daily Outlook

GLOBAL MARKETS & ECONOMIES | WEEKLY ECONOMIC INDICATORS | CURRENCIES | PRECIOUS METAL | O I L |

Counter	News	Trend	Support	Resistance
 EURUSD	<p>EURUSD – Harga turun karena USD naik pada hari Selasa dalam perdagangan yang bergejolak setelah data penjualan ritel AS menunjukkan tanda-tanda yang mendasari ketahanan konsumen dan investor mengawasi pembicaraan plafon utang AS untuk mencegah kemungkinan gagal bayar yang dapat berdampak pada seluruh pasar aset dan merusak kepercayaan pada ekonomi terbesar di dunia. Resistance utama di 1.0891, support di 1.0842</p>	↓	1.0842	1.0891
 USDJPY	<p>USDJPY – Harga yen melemah setelah USD naik pada hari Selasa dalam perdagangan yang bergejolak setelah data penjualan ritel AS menunjukkan tanda-tanda yang mendasari ketahanan konsumen dan investor mengawasi pembicaraan plafon utang AS untuk mencegah kemungkinan gagal bayar yang dapat berdampak pada seluruh pasar aset dan merusak kepercayaan pada ekonomi terbesar di dunia. Resistance 136.80, support 135.79</p>	↑	135.79	136.80
 USDCHF	<p>USDCHF – Harga naik karena USD menguat pada hari Selasa dalam perdagangan yang bergejolak setelah data penjualan ritel AS menunjukkan tanda-tanda yang mendasari ketahanan konsumen dan investor mengawasi pembicaraan plafon utang AS untuk mencegah kemungkinan gagal bayar yang dapat berdampak pada seluruh pasar aset dan merusak kepercayaan pada ekonomi terbesar di dunia. Resistance utama 0.8981, support 0.8930</p>	↑	0.8930	0.8981
 GBPUSD	<p>GBPUSD – Harga turun karena USD naik pada hari Selasa dalam perdagangan yang bergejolak setelah data penjualan ritel AS menunjukkan tanda-tanda yang mendasari ketahanan konsumen dan investor mengawasi pembicaraan plafon utang AS untuk mencegah kemungkinan gagal bayar yang dapat berdampak pada seluruh pasar aset dan merusak kepercayaan pada ekonomi terbesar di dunia. Resistance utama 1.2530, support 1.2449</p>	↓	1.2449	1.2530
 AUDUSD	<p>AUDUSD – Harga turun karena USD naik pada hari Selasa dalam perdagangan yang bergejolak setelah data penjualan ritel AS menunjukkan tanda-tanda yang mendasari ketahanan konsumen dan investor mengawasi pembicaraan plafon utang AS untuk mencegah kemungkinan gagal bayar yang dapat berdampak pada seluruh pasar aset dan merusak kepercayaan pada ekonomi terbesar di dunia. Resistance 0.6692, support 0.6634</p>	↓	0.6634	0.6692
 XAUUSD	<p>XAUUSD – Harga emas turun di bawah \$2.000 pada hari Selasa setelah data ekonomi AS dan pernyataan hawkish dari pejabat Federal Reserve mendorong taruhan bahwa penurunan suku bunga mungkin tertunda sementara investor mengawasi pembicaraan plafon utang AS. Resistance 2009.43 support 1976.57</p>	↓	1976.57	2009.43
 CLc1 (WTI)	<p>OIL – Harga minyak turun pada hari Selasa karena data ekonomi yang lebih lemah dari perkiraan di China dan Amerika Serikat mengimbangi perkiraan permintaan global yang lebih tinggi dari Badan Energi Internasional (IEA). Resistance 71.40, support 70.08</p>	↓	70.08	71.40

ECONOMIC INDICATORS

DATE	WIB	CT Y	INDICATORS	PER	ACTUAL	FORECAST	PREV.	REV.	
Mon/15-May-23	05:30	NZ	Performance Services Index	Apr	49.8	--	54.4	53.8	
	06:50	JP	PPI MoM	Apr	0.2%	0.0%	0.0%	0.1%	
	06:50	JP	PPI YoY	Apr	5.8%	7.1%	7.2%	7.4%	
	13:00	JP	Machine Tool Orders YoY	Apr P	-12.7%	-13%	-15.2%	--	
	13:30	CH	Producer & Import Prices YoY	Apr	1.0%	1.1%	2.1%	--	
	13:30	CH	Producer & Import Prices MoM	Apr	0.2%	-0.1%	0.2%	--	
	16:00	EZ	Industrial Production SA MoM	Mar	-4.1%	-2.5%	1.5%	--	
	16:00	EZ	Industrial Production WDA YoY	Mar	-1.4%	0.9%	2%	--	
	16:00	EZ	EU Commission Economic Forecasts						
	19:10	EZ	ECB's Nagel Speaks						
	19:15	CA	Housing Starts	Apr	261.6k	224.6k	213.9k	213.8k	
	19:30	CA	Wholesale Trade Sales MoM	Mar	-0.1%	-0.4%	-1.7%	-1.4%	
	19:30	US	Empire Manufacturing	May	-31.8	-3.7	10.8	--	
	19:45	US	Fed's Bostic Has Opening Remarks at Financial Markets...						
	20:00	CA	Existing Home Sales MoM	Apr		--	1.4%	--	
	20:15	US	Fed's Kashkari Takes Part in a Moderated Discussion						
	23:00	GB	BOE's Huw Pill speaks						
	Tue/16-May-23	04:00	US	Fed's Cook Gives Commencement Address at UC Berkeley					
		07:30	AU	Westpac Consumer Conf SA MoM	May	-7.9%	-1.7%	9.4%	--
07:30		AU	Westpac Consumer Conf Index	May	79	82.1	85.8	--	
08:30		AU	RBA Minutes of May Policy Meeting						
09:00		CN	Industrial Production YoY	Apr	5.6%	10.9%	3.9%	--	
09:00		CN	Industrial Production YTD YoY	Apr	3.6%	4.9%	3%	--	
09:00		CN	Retail Sales YTD YoY	Apr	8.46%	8.2%	5.8%	5.76%	
09:00		CN	Retail Sales YoY	Apr	18.4%	21%	10.6%	--	
09:00		CN	Surveyed Jobless Rate	Apr	5.2%	5.3%	5.3%	--	
13:00		GB	Payrolled Employees Monthly Change	Apr	-136k	15k	31k	42k	
13:00		GB	Claimant Count Rate	Apr			3.9%	--	
13:00		GB	Jobless Claims Change	Apr	46.7k	31.2k	28.2k	26.5k	
13:00		GB	Average Weekly Earnings 3M/YoY	Mar	5.8%	5.8%	5.9%	5.8%	
13:00		GB	Weekly Earnings ex Bonus 3M/YoY	Mar	6.7%	6.8%	6.6%	--	
13:00		GB	ILO Unemployment Rate 3Mths	Mar	3.9%	3.8%	3.8%	--	
13:00		GB	Employment Change 3M/3M	Mar	182k	120k	169k	--	
15:15		EZ	ECB's Makhlof Speaks						
16:00		EZ	ZEW Survey Expectations	May	-9.4	-1.0	6.4	--	
16:00		EZ	GDP SA QoQ	1Q P	0.1%	0.1%	0.1%	0.3%	
16:00		EZ	GDP SA YoY	1Q P	1.3%	1.3%	1.3%	--	
16:00		EZ	Trade Balance SA	Mar		--	-0.1b	--	
16:00		EZ	Trade Balance NSA	Mar	25.6b	-12.7	4.6b	3.7b	
16:00		EZ	Employment QoQ	1Q P	0.6%	0.3%	0.3%	--	
16:00		EZ	Employment YoY	1Q P	1.7%	0.4%	1.5%	--	
16:00		DE	ZEW Survey Expectations	May	-10.7	-5.3	4.1	--	
16:00		DE	ZEW Survey Current Situation	May	-34.8	-37.0	-32.5	--	
19:15		US	Fed's Mester Discusses the economic and Policy Outlook						
19:30		CA	Manufacturing Sales MoM	Mar	0.7%	0.7%	-3.6%	--	
19:30		CA	CPI NSA MoM	Apr	0.7%	0.4%	0.5%	--	
19:30		CA	CPI YoY	Apr	4.4%	4.1%	4.3%	--	
19:30		CA	Consumer Price Index	Apr		--	155.3	--	
19:30		CA	CPI Core- Trim YoY%	Apr	4.2%	4.1%	4.4%	--	
19:30		CA	CPI Core- Median YoY%	Apr	4.2%	4.3%	4.6%	4.5%	
19:30		US	Retail Sales Advance MoM	Apr	0.4%	0.7%	-1%	-0.7%	
19:30		US	Retail Sales Ex Auto MoM	Apr	0.4%	0.5%	-0.8%	-0.5%	
19:30		US	Retail Sales Ex Auto and Gas	Apr	0.6%	0.2%	-0.3%	-0.5%	
20:15		US	Industrial Production MoM	Apr	0.5%	0.0%	0.4%	0.0%	
20:15	US	Capacity Utilization	Apr	79.7%	79.8%	79.8%	79.4%		
20:15	US	Manufacturing (SIC) Production	Apr	1%	-0.2%	-0.5%	-0.8%		
21:00	EZ	ECB's Lagarde Speaks							
21:00	US	Fed's Barr Testifies Before House Financial Services Committee							
21:00	US	Business Inventories	Mar	-0.1%	0.1%	0.2%	--		
21:00	US	NAHB Housing Market Index	May	50	45	45	--		
23:15	US	Fed's Williams Discusses Economic Outlook and Monetary...							
Wed/17-May-23	02:15	US	Fed's Logan Moderates Panel Discussion at Atlanta Fed confere						
	06:00	US	Fed's Bostic and Goolsbee Discuss the Economic Outlook						

	06:50	JP	GDP Annualized SA QoQ	1Q P		0.8%	0.1%	--
	06:50	JP	GDP SA QoQ	1Q P		0.2%	0.0%	--
	06:50	JP	GDP Nominal SA QoQ	1Q P		1.3%	1.2%	--
	06:50	JP	GDP Deflator YoY	1Q P		2%	1.2%	--
	06:50	JP	GDP Private Consumption QoQ	1Q P		0.4%	0.3%	--
	06:50	JP	GDP Business Spending QoQ	1Q P		-0.3%	-0.5%	--
	06:50	JP	Inventory Contribution % GDP	1Q P		0.1%	-0.5%	--
	06:50	JP	Net Exports Contribution % GDP	1Q P		-0.2%	0.4%	--
	07:30	AU	Westpac Leading Index MoM	Apr		--	-0.01%	--
	08:30	AU	Wage Price Index QoQ	1Q		0.9%	0.8%	--
	08:30	AU	Wage Price Index YoY	1Q		3.6%	3.3%	--
	11:30	JP	Industrial Production MoM	Mar F		--	0.8%	--
	11:30	JP	Industrial Production YoY	Mar F		--	-0.7%	--
	11:30	JP	Capacity Utilization MoM	Mar		--	3.9%	--
	16:00	EZ	CPI YoY	Apr F		7%	6.9%	--
	16:00	EZ	CPI MoM	Apr F		0.7%	0.7%	--
	16:00	EZ	CPI Core YoY	Apr F		5.6%	5.6%	--
	19:30	US	Housing Starts	Apr		1396k	1420k	--
	19:30	US	Building Permits	Apr		1428k	1413k	--
	19:30	US	Housing Starts MoM	Apr		-1.7%	-0.8%	--
	19:30	US	Building Permits MoM	Apr		-0.2%	-8.8%	--
	21:30	US	DOE U.S. Crude Oil Inventories	12-May		--	2951k	--
	21:30	US	DOE Cushing OK Crude Inventory	12-May		--	397k	--
	21:30	US	DOE U.S. Gasoline Inventories	12-May		--	-3167k	--
	21:30	US	DOE U.S. Distillate Inventory	12-May		--	-4170k	--
	21:30	US	DOE U.S. Refinery Utilization	12-May		--	0.3%	--
	22:15	EZ	ECB's Guindos Speaks					
Thu/18-May-23	05:45	NZ	PPI Output QoQ	1Q		--	0.9%	--
	05:45	NZ	PPI Input QoQ	1Q		--	0.5%	--
	06:50	JP	Trade Balance	Apr		-¥600.0b	-¥754.5b	--
	06:50	JP	Trade Balance Adjusted	Apr		-¥1073.0b	¥1209.9b	--
	06:50	JP	Exports YoY	Apr		3%	4.3%	--
	06:50	JP	Imports YoY	Apr		-0.6%	7.3%	--
	08:00	AU	Consumer Inflation Expectation	May		--	4.6%	--
	08:30	AU	Part Time Employment Change	Apr		--	-19.2k	--
	08:30	AU	Employment Change	Apr		25k	53k	--
	08:30	AU	Unemployment Rate	Apr		3.5%	3.5%	--
	08:30	AU	Full Time Employment Change	Apr		--	72.2k	--
	08:30	AU	Participation Rate	Apr		66.7%	66.7%	--
	All	CH	Bank Holiday (Ascension Day)					
	14:45	GB	BOE's Huw Pill speaks					
	15:00	EZ	ECB Publishes Economic Bulletin					
	15:30	HK	Unemployment Rate SA	Apr		3%	3.1%	--
	19:30	US	Initial Jobless Claims	13-May		--	264k	--
	19:30	US	Continuing Claims	6-May		--	1813k	--
	19:30	US	Philadelphia Fed Business Outlook	May		-21.1	-31.3	--
	20:05	US	Fed's Jefferson Gives Speech on Economic Outlook					
	20:30	US	Fed's Barr Testifies Before Senate Banking Committee					
	21:00	CA	Bank of Canada Releases Financial System Review					
	21:00	US	Fed's Logan Speaks at Texas Bankers Association Convention					
	21:00	US	Existing Home Sales	Apr		4.28m	4.44m	--
	21:00	US	Existing Home Sales MoM	Apr		-3.6%	-2.4%	--
	21:00	US	Leading Index	Apr		-0.5%	-1.2%	--
Fri/19-May-23	05:45	NZ	Imports NZD	Apr		--	7.78b	--
	05:45	NZ	Exports NZD	Apr		--	6.51b	--
	05:45	NZ	Trade Balance NZD	Apr		--	-1273m	--
	05:45	NZ	Trade Balance 12 Mth YTD NZD	Apr		--	-16398m	--
	06:01	GB	GfK Consumer Confidence	May		--	-30	--
	06:30	JP	Natl CPI YoY	Apr		3.5%	3.2%	--
	06:30	JP	Natl CPI Ex Fresh Food YoY	Apr		3.4%	3.1%	--
	06:30	JP	Natl CPI Ex Fresh Food, Energy YoY	Apr		4.2%	3.8%	--
	11:30	JP	Tertiary Industry Index MoM	Mar		0.3%	0.7%	--
	13:00	DE	PPI MoM	Apr		-0.5%	-2.6%	--
	13:00	DE	PPI YoY	Apr		4.8%	7.5%	--
	16:45	GB	BOE's Haskel speaks					
	19:30	CA	Retail Sales MoM	Mar		--	-0.2%	--
	19:30	CA	Retail Sales Ex Auto MoM	Mar		--	-0.7%	--
	19:45	US	Fed's Williams Speaks at Monetary Policy Conference					
	20:00	US	Fed's Bowman Takes Part in Discussion at Bankers Convention					

	20:55	EZ	ECB's Schnabel Speaks					
	22:00	EZ	ECB's Schnabel Speaks					
	22:00	US	Fed Chair Powell, Former Chair Bernanke Speak on Policy Panel					
Sat/20-May-23	00:00	US	Baker Hughes U.S. Rig Count	19-May		--	--	--
	02:00	EZ	ECB's Lagarde, De Cos on Brazil Central Bank Panel					



EUR/USD

Interest Rate: 3.75% (EU) / 5.00%- 5.25% (US)



RESISTANCE	1.09416	
	1.09227	
	1.08918	
SUPPORT	1.08420	
	1.08231	
	1.07922	
SUGGESTION	BUY	---
	SELL	1.0865
	S/L	1.0890
	T/P:	1.0840 1.0820

DATE	OPEN	HIGH	LOW	RANGE	CLOSE	CHANGE	PREVIOUS
May 16	1.08739	1.09038	1.08540	49,8	1.08610	↓ 13,4	1.08744

WEEKLY		MAY		2023	
HIGH	LOW	HIGH	LOW	HIGH	LOW
1.09038 (16/May)	1.08471 (15/May)	1.10908 (04/May)	1.08477 (12/May)	1.10947 (26/Apr)	1.04824 (06/Jan)

/ price & chart based on Valbury MT4 Platform

USDJPY

Interest Rate: 5.00%- 5.25% (US) / -0.10%(JP)



RESISTANCE	137.812	
	137.243	
	136.804	
SUPPORT	135.796	
	135.227	
	134.788	
SUGGESTION	BUY	136.30
	SELL	---
	S/L	135.80
	T/P:	136.80 137.25

DATE	OPEN	HIGH	LOW	RANGE	CLOSE	CHANGE	PREVIOUS
May 16	136.075	136.674	135.666	100,8	136.365	↑ 29,1	136.074

WEEKLY		MAY		2023	
HIGH	LOW	HIGH	LOW	HIGH	LOW
136.674 (16/May)	135.666 (16/May)	137.764 (02/May)	133.492 (04/May)	137.905 (08/Mar)	127.217 (16/Jan)

GBP/USD

Interest Rate: 4.50% (GB) / 5.00%- 5.25% (US)



DATE	OPEN	HIGH	LOW	RANGE	CLOSE	CHANGE	PREVIOUS
May 16	1.25271	1.25455	1.24643	81,2	1.24823	↓ 44,7	1.25270

WEEKLY		MAY		2023	
HIGH	LOW	HIGH	LOW	HIGH	LOW
1.25455 (16/May)	1.24443 (15/May)	1.26789 (10/May)	1.24347 (02/May)	1.26789 (10/May)	1.18021 (08/Mar)

All price & chart based on Valbury MT4 Platform

USD/CHF

Interest Rate: 5.00%- 5.25% (US) / 1.50% (CH)



DATE	OPEN	HIGH	LOW	RANGE	CLOSE	CHANGE	PREVIOUS
May 16	0.89547	0.89695	0.89189	50,6	0.89618	↑ 7,2	0.89546

WEEKLY		MAY		2023	
HIGH	LOW	HIGH	LOW	HIGH	LOW
0.89867 (15/May)	0.89189 (16/May)	0.89940 (02/May)	0.88190 (04/May)	0.94377 (08/Mar)	0.88190 (04/May)

AUD/USD

Interest Rate: 3.85% (AU) / 5.00%- 5.25% (US)



RESISTANCE	0.67512	
	0.67300	
	0.66928	
SUPPORT	0.66344	
	0.66132	
	0.65760	
SUGGESTION	BUY	---
	SELL	0.6665
	S/L	0.6690
	T/P:	0.6635 0.6610

DATE	OPEN	HIGH	LOW	RANGE	CLOSE	CHANGE	PREVIOUS
May 16	0.67006	0.67088	0.66504	58,4	0.66556	↓ 44,9	0.67005

WEEKLY		MAY		2023	
HIGH	LOW	HIGH	LOW	HIGH	LOW
0.67088 (16/May)	0.66408 (15/May)	0.68167 (10/May)	0.66090 (01/May)	0.71568 (02/Feb)	0.65633 (10/Mar)

All price & chart based on Valbury MT4 Platform

NZD/USD

Interest Rate: 5.25% (NZ) / 5.00%- 5.25% (US)



RESISTANCE	0.62872	
	0.62730	
	0.62508	
SUPPORT	0.62144	
	0.62002	
	0.61780	
SUGGESTION	BUY	---
	SELL	0.6235
	S/L	0.6250
	T/P:	0.6215 0.6200

DATE	OPEN	HIGH	LOW	RANGE	CLOSE	CHANGE	PREVIOUS
May 16	0.62385	0.62588	0.62224	36,4	0.62286	↓ 10,1	0.62387

WEEKLY		MAY		2023	
HIGH	LOW	HIGH	LOW	HIGH	LOW
0.62588 (16/May)	0.61858 (15/May)	0.63835 (11/May)	0.61603 (01/May)	0.65372 (02/Feb)	0.60837 (08/Mar)

USD/CAD

Interest Rate: 5.00%- 5.25% (US) / 4.50% (CA)



DATE	OPEN	HIGH	LOW	RANGE	CLOSE	CHANGE	PREVIOUS
May 16	1.34635	1.34927	1.34032	89,5	1.34746	↑ 11,0	1.34636

WEEKLY		MAY		2023	
HIGH	LOW	HIGH	LOW	HIGH	LOW
1.35668 (15/May)	1.34032 (16/May)	1.36383 (03/May)	1.33139 (08/May)	1.38608 (10/Mar)	1.32610 (02/Feb)

All price & chart based on Valbury MT4 Platform

EURJPY

Interest Rate: 3.75% (EU) / -0.10% (JP)



DATE	OPEN	HIGH	LOW	RANGE	CLOSE	CHANGE	PREVIOUS
May 16	147.975	148.493	147.599	89,4	148.096	↑ 12,2	147.974

WEEKLY		MAY		2023	
HIGH	LOW	HIGH	LOW	HIGH	LOW
148.493 (16/May)	147.285 (15/May)	151.604 (02/May)	146.121 (11/May)	151.604 (02/May)	137.377 (03/Jan)

GOLD (XAU/USD)



RESISTANCE	2042.29	
	2030.26	
	2009.43	
SUPPORT	1976.57	
	1964.54	
	1943.71	
SUGGESTION	BUY	---
	SELL	1993.00
	S/L	2009.00
	T/P:	1976.00 1964.00

DATE	OPEN	HIGH	LOW	RANGE	CLOSE	CHANGE	PREVIOUS
May 16	2016.03	2018.23	1985.37	32.86	1988.60	↓ 27.60	2016.20

WEEKLY		MAY		2023	
HIGH	LOW	HIGH	LOW	HIGH	LOW
2022.06 (15/May)	1985.37 (16/May)	2078.27 (04/May)	1976.96 (01/May)	2078.27 (04/May)	1804.59 (28/Feb)

All price & chart based on Valbury MT4 Platform

SILVER – XAG/USD



RESISTANCE	24.468	
	24.274	
	23.996	
SUPPORT	23.524	
	23.330	
	23.052	
SUGGESTION	BUY	---
	SELL	23.75
	S/L	24.00
	T/P:	23.50 23.35

DATE	OPEN	HIGH	LOW	RANGE	CLOSE	CHANGE	PREVIOUS
May 16	24.064	24.081	23.609	0.472	23.717	↓ 0.352	24.069

WEEKLY		MAY		2023	
HIGH	LOW	HIGH	LOW	HIGH	LOW
24.186 (15/May)	23.609 (16/May)	26.110 (05/May)	23.609 (16/May)	26.110 (05/May)	19.878 (10/Mar)

OIL WTI – CL-JUN/USD
(Exp. 18 Mei 2023)



RESISTANCE	72.72	
	72.26	
	71.40	
SUPPORT	70.08	
	69.62	
	68.76	
SUGGESTION	BUY	---
	SELL	70.75
	S/L	71.40
	T/P:	70.10 69.60

DATE	OPEN	HIGH	LOW	RANGE	CLOSE	CHANGE	PREVIOUS
May 16	71.33	71.79	70.47	1.32	70.55	↓ 0.77	71.32

WEEKLY		MAY		2023	
HIGH	LOW	HIGH	LOW	HIGH	LOW
71.79 (16/May)	69.43 (15/May)	76.70 (01/May)	63.86 (04/May)	83.54 (12/Apr)	63.86 (04/May)

All price & chart based on Valbury MT4 Platform

PT. Valbury Asia Futures

Disclaimer

All contents of this report have been prepared by the Research Dept. of Valbury Asia Futures and are provided solely for informational purpose. We have taken reasonable measures to ensure the accuracy of the report, however, do not guarantee its accuracy and will not accept liability for any consequential loss or damage which may arise directly or indirectly from any use of the report.

Published by RESEARCH DEPARTMENT – PT VALBURY ASIA FUTURES
Menara Karya 9th Floor, Jl. HR Rasuna Said Blok X-5 Kav. 1-2 Jakarta 12950 Indonesia
Phone : +6221-25533777, Email: research@valbury.com