








Daily Outlook

GLOBAL MARKETS & ECONOMIES | WEEKLY ECONOMIC INDICATORS | CURRENCIES | PRECIOUS METAL | O I L |

Counter	News	Trend	Support	Resistance
 EURUSD	EURUSD – Harga naik setelah Euro ditutup menguat terhadap USD pada hari Kamis setelah Bank Sentral Eropa menaikkan suku bunga sesuai rencana meskipun terjadi kekacauan pasar dalam beberapa hari terakhir, sebagai tanda bahwa Federal Reserve juga kemungkinan akan menaikkan suku bunga minggu depan karena keduanya tetap berada di jalur untuk menjinakkan inflasi. Resistance utama di 1.0683, support di 1.0563	↓	1.0563	1.0683
 USDJPY	USDJPY – Harga melemah terhadap USD yang turun dan euro naik pada hari Kamis setelah Bank Sentral Eropa menaikkan suku bunga seperti yang direncanakan meskipun terjadi kekacauan di pasar keuangan dalam beberapa hari terakhir, mendukung sinyal bahwa Federal Reserve juga kemungkinan akan menaikkan suku bunga minggu depan karena keduanya tetap berada di jalur yang tepat untuk menjinakkan inflasi. Resistance 134.36, support 132.25	↑	132.25	134.36
 USDCHF	USDCHF – Harga turun setelah USD ditutup melemah terhadap Euro pada hari Kamis setelah Bank Sentral Eropa menaikkan suku bunga sesuai rencana meskipun terjadi kekacauan pasar dalam beberapa hari terakhir, sebagai tanda bahwa Federal Reserve juga kemungkinan akan menaikkan suku bunga minggu depan karena keduanya tetap berada di jalur untuk menjinakkan inflasi. <i>Resistance utama 0.9345, support 0.9233</i>	↑	0.9233	0.9345
 GBPUSD	GBPUSD – Harga naik setelah USD ditutup melemah terhadap Euro pada hari Kamis setelah Bank Sentral Eropa menaikkan suku bunga sesuai rencana meskipun terjadi kekacauan pasar dalam beberapa hari terakhir, sebagai tanda bahwa Federal Reserve juga kemungkinan akan menaikkan suku bunga minggu depan karena keduanya tetap berada di jalur untuk menjinakkan inflasi. Resistance utama 1.2188, support 1.2049	↓	1.2049	1.2188
 AUDUSD	AUDUSD – Harga naik karena USD jatuh dan euro naik pada hari Kamis setelah Bank Sentral Eropa menaikkan suku bunga seperti yang direncanakan meskipun terjadi kekacauan di pasar keuangan dalam beberapa hari terakhir, mendukung sinyal bahwa Federal Reserve juga kemungkinan akan menaikkan suku bunga minggu depan karena keduanya tetap berada di jalur yang tepat untuk menjinakkan inflasi. Resistance 0.6676, support 0.6620	↑	0.6620	0.6676
 XAUUSD	XAUUSD – Harga emas naik lebih tinggi pada hari Kamis menuju level tertinggi dalam 1,5 bulan karena kekhawatiran tentang krisis perbankan berlanjut setelah Bank Sentral Eropa menaikkan suku bunga meskipun risiko stabilitas keuangan sedang berlangsung. Resistance 1932.54, support 1906.62	↑	1906.62	1932.54
 Clc1 (WTI)	Oil – Harga minyak ditutup 1% lebih tinggi pada hari Kamis mengakhiri penurunan beruntun dalam tiga hari setelah laporan bahwa Arab Saudi dan Rusia bertemu untuk membahas cara meningkatkan stabilitas pasar. Resistance 69.85, support 66.22	↑	66.22	69.85

ECONOMIC INDICATORS

DATE	WIB	CT Y	INDICATORS	PER	ACTUAL	FORECAST	PREV.	REV.
Mon/13-Mar-23	04:30	NZ	Performance Services Index	Feb	55.8	--	54.5	54.7
	06:50	JP	BSI Large Manufacturing QoQ	1Q	-10.5%	--	-3.6	--
	06:50	JP	BSI Large All Industry QoQ	1Q		--	0.7	--
Tue/14-Mar-23	01:05	GB	BOE's Dhingra speaks					
	06:30	AU	Westpac Consumer Conf SA MoM	Mar	0.0%	--	-6.9%	--
	06:30	AU	Westpac Consumer Conf Index	Mar	78.5	--	78.5	--
	07:30	AU	NAB Business Confidence	Feb	-4	0	6	--
	07:30	AU	NAB Business Conditions	Feb	17	21	18	--
	14:00	GB	Payrolled Employees Monthly Change	Feb	98k	--	42k	--
	14:00	GB	Claimant Count Rate	Feb	-11.2k	--	3.9%	-30.3k
	14:00	GB	Jobless Claims Change	Feb		--	-12.9k	--
	14:00	GB	Average Weekly Earnings 3M/YoY	Jan	5.7%	5.7%	6%	--
	14:00	GB	Weekly Earnings ex Bonus 3M/YoY	Jan	6.5%	6.6%	6.7%	--
	14:00	GB	ILO Unemployment Rate 3Mths	Jan	3.7%	3.8%	3.7%	--
	14:00	GB	Employment Change 3M/3M	Jan	65k	52k	74k	--
	14:30	CH	Producer & Import Prices YoY	Feb	2.7%	--	3.3%	--
	14:30	CH	Producer & Import Prices MoM	Feb	-0.2%	--	0.7%	--
	15:30	HK	PPI YoY	4Q		--	0.4%	--
	15:30	HK	Industrial Production YoY	4Q	-0.1%	--	-0.6%	-0.5%
	17:00	US	NFIB Small Business Optimism	Feb	90.9	--	90.3	--
	19:30	CA	Manufacturing Sales MoM	Jan	4.1%	3.9%	-2.1%	--
	19:30	US	CPI MoM	Feb	0.4%	0.4%	0.5%	--
	19:30	US	CPI Ex Food and Energy MoM	Feb	0.5%	0.4%	0.4%	--
	19:30	US	CPI YoY	Feb	6%	6.0%	6.4%	--
	19:30	US	CPI Ex Food and Energy YoY	Feb	5.5%	5.5%	5.6%	--
	19:30	US	CPI Index NSA	Feb	300.84	300.86	299.17	--
19:30	US	CPI Core Index SA	Feb	301	--	302.702	--	
19:30	US	Real Avg Hourly Earning YoY	Feb		--	-1.8%	--	
19:30	US	Real Avg Weekly Earnings YoY	Feb		--	-1.5%	--	
Wed/15-Mar-23	N/A	GB	UK Chancellor Presents Spring Budget to Parliament					
	04:20	US	Fed's Bowman Speaks at Community Bankers Event in Hawaii					
	04:45	NZ	BoP Current Account Balance NZD	4Q	NZ\$-9.458b	NZ\$-7.640b	NZ\$-10.205b	NZ\$-11.400b
	04:45	NZ	Current Account GDP Ratio YTD	4Q	-8.9%	-8.3%	-7.9%	-8.5%
	06:50	JP	BOJ Minutes of Jan. Meeting					
	09:00	CN	Industrial Production YTD YoY	Feb	2.4%	2.6%	1.3%	--
	09:00	CN	Retail Sales YTD YoY	Feb	3.5%	3.5%	-1.8%	--
	09:00	CN	Surveyed Jobless Rate	Feb	5.6%	5.3%	5.5%	--
	17:00	EZ	Industrial Production SA MoM	Jan	0.7%	0.4%	-1.1%	-1.3%
	17:00	EZ	Industrial Production WDA YoY	Jan	0.9%	0.2%	-1.7%	-2%
	19:15	CA	Housing Starts	Feb	244k	220k	215.4k	216.5k
	19:30	GB	UK Chancellor of the Exchequer Jeremy Hunt's annual budget					
	19:30	US	PPI Final Demand MoM	Feb	-0.1%	0.3%	0.7%	0.3%
	19:30	US	PPI Ex Food and Energy MoM	Feb	0.0%	0.4%	0.5%	0.1%
	19:30	US	PPI Ex Food, Energy, Trade MoM	Feb	0.2%	0.3%	0.6%	0.5%
	19:30	US	PPI Final Demand YoY	Feb	4.6%	5.4%	6%	5.7%
	19:30	US	PPI Ex Food and Energy YoY	Feb	4.4%	5.2%	5.4%	5%
	19:30	US	PPI Ex Food, Energy, Trade YoY	Feb	4.4%	--	4.5%	4.4%
	19:30	US	Empire Manufacturing	Mar	-24.6	-8	-5.8	--
	19:30	US	Retail Sales Advance MoM	Feb	-0.4%	-0.3%	3%	3.2%
	19:30	US	Retail Sales Ex Auto MoM	Feb	-0.1%	-0.1%	2.3%	2.4%
	19:30	US	Retail Sales Ex Auto and Gas	Feb	0.0%	--	2.6%	2.8%
	19:30	US	Retail Sales Control Group	Feb	0.5%	-0.3%	1.7%	2.3%
	20:00	CA	Existing Home Sales MoM	Feb		--	-3%	--
	20:45	DE	Current Account Balance	Jan	€16.2b	--	€24.3b	€25.6b
	21:00	US	Business Inventories	Jan	-0.1%	0.0%	0.3%	--
	21:30	US	DOE U.S. Crude Oil Inventories	10-Mar	1550k	1188k	-1694k	--
21:30	US	DOE Cushing OK Crude Inventory	10-Mar	-1916k	--	-890k	--	
21:30	US	DOE U.S. Gasoline Inventories	10-Mar	-2061k	-1820k	-1134k	--	
21:30	US	DOE U.S. Distillate Inventory	10-Mar	-2537k	-1172k	138k	--	
21:30	US	DOE U.S. Refinery Utilization	10-Mar	2.2%	0.3%	0.2%	--	
Thu/16-Mar-23	04:45	NZ	GDP SA QoQ	4Q	-0.6%	-0.2%	2%	1.7%
	04:45	NZ	GDP YoY	4Q	2.2%	3.3%	6.4%	--
	06:50	JP	Imports YoY	Feb	8.3%	12.2%	17.8%	17.5%
	06:50	JP	Trade Balance	Feb	¥-897.7b	¥-1069.4b	¥-	¥-

							3496.6b	3498.6b
	06:50	JP	Trade Balance Adjusted	Feb	¥-1190b	¥-1427.2b	1821.3b	¥-
	06:50	JP	Exports YoY	Feb	6.5%	7.1%	3.5%	--
	06:50	JP	Core Machine Orders MoM	Jan	9.5%	1.8%	1.6%	--
	06:50	JP	Core Machine Orders YoY	Jan	4.5%	-3.5%	-6.6%	--
	07:00	AU	Consumer Inflation Expectation	Mar	5%	--	5.1%	--
	07:30	AU	Employment Change	Feb	64.6k	48.5k	-11.5k	-10.95k
	07:30	AU	Unemployment Rate	Feb	3.5%	3.6%	3.7%	--
	07:30	AU	Full Time Employment Change	Feb	74.9k	--	-43.3k	-42.4k
	07:30	AU	Part Time Employment Change	Feb	-10.3k	--	31.8k	31.4k
	07:30	AU	Participation Rate	Feb	66.6%	66.6%	66.5%	--
	11:30	JP	Industrial Production MoM	Jan F	-5.3%	-4.6%	0.3%	--
	11:30	JP	Industrial Production YoY	Jan F	-3.1%	--	-2.3%	-2.4%
	15:00	CH	SECO March Economic Forecasts					
	15:30	HK	Unemployment Rate SA	Feb	3.3%	--	3.4%	--
	18:00	GB	UK OBR briefs on budget					
	19:30	CA	Wholesale Trade Sales MoM	Jan	2.4%	3%	-0.7%	--
	19:30	US	Initial Jobless Claims	11-Mar	192k	205k	211k	212k
	19:30	US	Import Price Index MoM	Feb	-0.1%	-0.2%	-0.2%	-0.4%
	19:30	US	Import Price Index ex Petroleum MoM	Feb	--	--	0.2%	--
	19:30	US	Import Price Index YoY	Feb	-1.1%	--	0.8%	0.9%
	19:30	US	Export Price Index MoM	Feb	0.2%	-0.1%	0.8%	0.5%
	19:30	US	Continuing Claims	4-Mar	1684k	1715k	1718k	1713k
	19:30	US	Export Price Index YoY	Feb	-0.8%	--	2.3%	2.2%
	19:30	US	Housing Starts	Feb	1450k	1310k	1309k	1321k
	19:30	US	Building Permits	Feb	1524k	1340k	1339k	--
	19:30	US	Housing Starts MoM	Feb	9.8%	0.1%	-4.5%	-2%
	19:30	US	Building Permits MoM	Feb	13.8%	0.8%	0.1%	--
	19:30	US	Philadelphia Fed Business Outlook	Mar	-23.2	-15.6	-24.3	--
	20:15	EZ	ECB Main Refinancing Rate	16-Mar	3.5%	3.5%	3.00%	--
	20:15	EZ	ECB Marginal Lending Facility	16-Mar	3.75%	--	3.25%	--
	20:15	EZ	ECB Deposit Facility Rate	16-Mar	3%	3%	2.50%	--
	20:45	EZ	ECB President Christine Lagarde Holds Press Conference					
Fri/17-Mar-23	N/A	EZ	OECD Publishes Interim Economic Outlook					
	16:30	GB	BOE releases Ipsos inflation attitudes survey					
	16:30	GB	BoE/Ipsos Inflation Next 12 Mths	Feb	--	--	4.8%	--
	17:00	EZ	Labour Costs YoY	4Q	--	--	2.9%	--
	17:00	EZ	CPI MoM	Feb F	--	--	0.8%	--
	17:00	EZ	CPI YoY	Feb F	--	--	8.6%	--
	17:00	EZ	CPI Core YoY	Feb F	--	--	5.6%	--
	19:30	CA	Industrial Product Price MoM	Feb	--	--	0.4%	--
	20:15	US	Industrial Production MoM	Feb	--	0.5%	0.0%	--
	20:15	US	Manufacturing (SIC) Production	Feb	--	--	1%	--
	21:00	US	U. of Mich. Sentiment	Mar P	--	67	67	--
	21:00	US	U. of Mich. Current Conditions	Mar P	--	--	70.7	--
	21:00	US	U. of Mich. Expectations	Mar P	--	--	64.7	--
	21:00	US	U. of Mich. 1 Yr Inflation	Mar P	--	--	4.1%	--
	21:00	US	U. of Mich. 5-10 Yr Inflation	Mar P	--	--	2.9%	--
Sat/18-Mar-23	00:00	US	Baker Hughes U.S. Rig Count	17-Mar	--	--	--	--

EUR/USD

Interest Rate: 3.00% (EU)/ 4.50%- 4.75% (US)



RESISTANCE	1.07326	
	1.06837	
	1.06481	
SUPPORT	1.05636	
	1.05147	
	1.04791	
SUGGESTION	BUY	---
	SELL	1.0625
	S/L	1.0665
	T/P:	1.0555 1.0525

DATE	OPEN	HIGH	LOW	RANGE	CLOSE	CHANGE	PREVIOUS
Mar 16	1.05783	1.06347	1.05502	84,5	1.06126	↑ 34,2	1.05784

WEEKLY		MARCH		2023	
HIGH	LOW	HIGH	LOW	HIGH	LOW
1.07590 (15/Mar)	1.05153 (15/Mar)	1.07590 (15/Mar)	1.05153 (15/Mar)	1.10322 (02/Feb)	1.04824 (06/Jan)

price & chart based on Valbury MT4 Platform

USDJPY

Interest Rate: 4.50%- 4.75% (US)/-0.10%(JP)



RESISTANCE	136.468	
	135.142	
	134.360	
SUPPORT	132.252	
	130.926	
	130.144	
SUGGESTION	BUY	133.30
	SELL	---
	S/L	132.25
	T/P:	134.35 135.15

DATE	OPEN	HIGH	LOW	RANGE	CLOSE	CHANGE	PREVIOUS
Mar 16	133.284	133.817	131.709	210,8	133.577	↑ 29,3	133.284

WEEKLY		MARCH		2023	
HIGH	LOW	HIGH	LOW	HIGH	LOW
135.105 (15/Mar)	131.709 (16/Mar)	137.905 (08/Mar)	131.709 (16/Mar)	137.905 (08/Mar)	127.217 (16/Jan)

GBP/USD

Interest Rate: 4.00% (GB)/4.50%- 4.75% (US)



DATE	OPEN	HIGH	LOW	RANGE	CLOSE	CHANGE	PREVIOUS
Mar 16	1.20475	1.21268	1.20261	100,7	1.21112	↑ 62,3	1.20489

WEEKLY		MARCH		2023	
HIGH	LOW	HIGH	LOW	HIGH	LOW
1.22027 (14/Mar)	1.20093 (15/Mar)	1.22027 (14/Mar)	1.18021 (08/Mar)	1.24469 (23/Jan)	1.18021 (08/Mar)

All price & chart based on Valbury MT4 Platform

USD/CHF

Interest Rate: 4.50%- 4.75% (US)/ 1.00% (CH)



DATE	OPEN	HIGH	LOW	RANGE	CLOSE	CHANGE	PREVIOUS
Mar 16	0.93283	0.93398	0.92285	111,3	0.92919	↓ 36,4	0.93283

WEEKLY		MARCH		2023	
HIGH	LOW	HIGH	LOW	HIGH	LOW
0.93398 (16/Mar)	0.90704 (13/Mar)	0.94377 (08/Mar)	0.90704 (13/Mar)	0.94377 (08/Mar)	0.90584 (02/Feb)

AUD/USD

Interest Rate: 3.60% (AU)/4.50%- 4.75% (US)



DATE	OPEN	HIGH	LOW	RANGE	CLOSE	CHANGE	PREVIOUS
Mar 16	0.66139	0.66667	0.66104	56,3	0.66537	↑ 39,9	0.66138

WEEKLY		MARCH		2023	
HIGH	LOW	HIGH	LOW	HIGH	LOW
0.67158 (13/Mar)	0.65890 (15/Mar)	0.67828 (01/Mar)	0.65633 (10/Mar)	0.71568 (02/Feb)	0.65633 (10/Mar)

All price & chart based on Valbury MT4 Platform

NZD/USD

Interest Rate: 4.75% (NZ)/4.50%- 4.75% (US)



DATE	OPEN	HIGH	LOW	RANGE	CLOSE	CHANGE	PREVIOUS
Mar 16	0.61619	0.61960	0.61390	57,0	0.61900	↑ 28,1	0.61619

WEEKLY		MARCH		2023	
HIGH	LOW	HIGH	LOW	HIGH	LOW
0.62637 (15/Mar)	0.61390 (16/Mar)	0.62748 (01/Mar)	0.60837 (08/Mar)	0.65372 (02/Feb)	0.60837 (08/Mar)

USD/CAD

Interest Rate: 4.50%- 4.75% (US) / 4.50%(CA)



RESISTANCE	1.38517	
	1.38193	
	1.37699	
SUPPORT	1.36881	
	1.36557	
	1.36063	
SUGGESTION	BUY	---
	SELL	1.3730
	S/L	1.3770
	T/P:	1.3690 1.3655

DATE	OPEN	HIGH	LOW	RANGE	CLOSE	CHANGE	PREVIOUS
Mar 16	1.37620	1.37868	1.37050	81,8	1.37206	↓ 40,9	1.37615

WEEKLY		MARCH		2023	
HIGH	LOW	HIGH	LOW	HIGH	LOW
1.38132 (15/Mar)	1.36506 (14/Mar)	1.38608 (10/Mar)	1.35541 (03/Mar)	1.38608 (10/Mar)	1.32610 (02/Feb)

All price & chart based on Valbury MT4 Platform

EURJPY

Interest Rate: 3.50%(EU) / -0.10% (JP)



RESISTANCE	145.660	
	143.829	
	142.779	
SUPPORT	139.898	
	138.067	
	137.017	
SUGGESTION	BUY	141.40
	SELL	---
	S/L	139.90
	T/P:	142.80 143.80

DATE	OPEN	HIGH	LOW	RANGE	CLOSE	CHANGE	PREVIOUS
Mar 16	140.989	141.998	139.117	288,1	141.729	↑ 74,0	140.989

WEEKLY		MARCH		2023	
HIGH	LOW	HIGH	LOW	HIGH	LOW
144.956 (15/Mar)	139.117 (16/Mar)	145.559 (02/Mar)	139.117 (16/Mar)	145.559 (02/Mar)	137.377 (03/Jan)

GOLD (XAU/USD)



RESISTANCE	1958.46	
	1945.90	
	1932.54	
SUPPORT	1906.62	
	1894.06	
	1880.70	
SUGGESTION	BUY	1918.00
	SELL	---
	S/L	1906.00
	T/P:	1932.00 1944.00

DATE	OPEN	HIGH	LOW	RANGE	CLOSE	CHANGE	PREVIOUS
Mar 16	1918.72	1933.35	1907.43	25.92	1919.17	↑ 1.15	1918.02

WEEKLY		MARCH		2023	
HIGH	LOW	HIGH	LOW	HIGH	LOW
1937.25 (15/Mar)	1871.40 (13/Mar)	1937.25 (15/Mar)	1809.25 (08/Mar)	1959.62 (02/Feb)	1804.59 (28/Feb)

All price & chart based on Valbury MT4 Platform

SILVER – XAG/USD



RESISTANCE	22.630	
	22.350	
	22.008	
SUPPORT	21.386	
	21.106	
	20.764	
SUGGESTION	BUY	21.65
	SELL	---
	S/L	21.40
	T/P:	22.00 22.25

DATE	OPEN	HIGH	LOW	RANGE	CLOSE	CHANGE	PREVIOUS
Mar 16	21.781	22.069	21.447	0.622	21.667	↓ 0.086	21.753

WEEKLY		MARCH		2023	
HIGH	LOW	HIGH	LOW	HIGH	LOW
22.361 (15/Mar)	20.565 (13/Mar)	22.361 (15/Mar)	19.878 (10/Mar)	24.611 (02/Feb)	19.878 (10/Mar)

OIL WTI – CL-APR/USD
(Exp. 17 March 2023)



DATE	OPEN	HIGH	LOW	RANGE	CLOSE	CHANGE	PREVIOUS
Mar 16	68.17	69.37	65.74	3.63	68.27	↓ 0.11	68.38

WEEKLY		MARCH		2023	
HIGH	LOW	HIGH	LOW	HIGH	LOW
77.47 (13/Mar)	65.71 (15/Mar)	80.94 (07/Mar)	65.71 (15/Mar)	82.67 (18/Jan)	65.71 (15/Mar)

All price & chart based on Valbury MT4 Platform

PT. Valbury Asia Futures

Disclaimer

All contents of this report have been prepared by the Research Dept. of Valbury Asia Futures and are provided solely for informational purpose. We have taken reasonable measures to ensure the accuracy of the report, however, do not guarantee its accuracy and will not accept liability for any consequential loss or damage which may arise directly or indirectly from any use of the report.

Published by RESEARCH DEPARTMENT – PT VALBURY ASIA FUTURES
Menara Karya 9th Floor, Jl. HR Rasuna Said Blok X-5 Kav. 1-2 Jakarta 12950 Indonesia
Phone : +6221-25533777, Email: research@valbury.com