








## Daily Outlook

GLOBAL MARKETS & ECONOMIES | WEEKLY ECONOMIC INDICATORS | CURRENCIES | PRECIOUS METAL | O I L |

| Counter   | News   | Trend | Support | Resistance |
|---|--|-------|---------|------------|
|  <b>EURUSD</b>       | <b>EURUSD</b> – Harga naik setelah USD ditutup melemah, mencapai level terendah tujuh bulan terhadap sejumlah mata uang utama di perdagangan Asia sebelum stabil, dengan yen menjadi fokus khusus karena pertaruhan pedagang Bank of Japan akan mengubah kebijakan kontrol hasil lebih lanjut. Pasar AS tutup pada hari Senin untuk liburan, membuat perdagangan tipis. Resistance di 1.0864, support di 1.0791  | ↑     | 1.0791  | 1.0864     |
|  <b>USDJPY</b>       | <b>USDJPY</b> – Harga menguat karena USD memulai pekan ini dengan turun mencapai level terendah dalam tujuh bulan terhadap sejumlah mata uang utama di perdagangan Asia sebelum akhirnya stabil, dengan yen dalam fokus khusus untuk minggu ini karena spekulasi bahwa Bank of Japan akan melakukan penyesuaian lebih lanjut atau sepenuhnya mengabaikan, kebijakan pengendalian imbal hasil pada pertemuan yang dijadwalkan berakhir hari Rabu. Resistance 129.12, support 127.48 | ↓     | 127.48  | 129.12     |
|  <b>USDCHF</b>     | <b>USDCHF</b> – Harga turun setelah USD ditutup melemah, mencapai level terendah tujuh bulan terhadap sejumlah mata uang utama di perdagangan Asia sebelum stabil, dengan yen menjadi fokus khusus karena pertaruhan pedagang Bank of Japan akan mengubah kebijakan kontrol hasil lebih lanjut. Pasar AS tutup pada hari Senin untuk liburan, membuat perdagangan tipis. Resistance utama 0.9287, support 0.9218   | ↓     | 0.9218  | 0.9287     |
|  <b>GBPUSD</b>     | <b>GBPUSD</b> – Harga naik setelah USD ditutup melemah, mencapai level terendah tujuh bulan terhadap sejumlah mata uang utama di perdagangan Asia sebelum stabil, dengan yen menjadi fokus khusus karena pertaruhan pedagang Bank of Japan akan mengubah kebijakan kontrol hasil lebih lanjut. Pasar AS tutup pada hari Senin untuk liburan, membuat perdagangan tipis. Resistance utama 1.2267, support 1.2150  | ↓     | 1.2150  | 1.2267     |
|  <b>AUDUSD</b>     | <b>AUDUSD</b> – Harga naik setelah USD memulai pekan ini dengan turun mencapai level terendah dalam tujuh bulan terhadap sejumlah mata uang utama di perdagangan Asia sebelum akhirnya stabil, dolar melanjutkan penurunan dari minggu lalu karena data inflasi AS turun meyakinkan investor Fed mendekati akhir siklus kenaikan suku bunga dan suku bunga tidak akan setinggi yang dikhawatirkan sebelumnya. Resistance 0.7001, support 0.6923                                    | ↑     | 0.6923  | 0.7001     |
|  <b>XAUUSD</b>     | <b>XAUUSD</b> – Harga emas melemah dari level tertinggi dalam lebih dari delapan bulan pada hari Senin tetapi bertahan di atas level kunci \$1.900 per ons di tengah ekspektasi bahwa Federal Reserve AS akan kurang agresif dalam menaikkan suku bunga. Resistance 1926.04, support 1907.91   | ↑     | 1907.91 | 1926.04    |
|  <b>CLc1 (WTI)</b> | <b>Oil</b> – Harga minyak turun pada hari Senin tetapi bertahan mendekati level tertinggi pada bulan ini karena pelonggaran pembatasan COVID-19 di China meningkatkan harapan pemulihan permintaan dari importir minyak mentah utama dunia tersebut. Resistance 79.87, support 78.23   | ↑     | 78.23   | 79.87      |

### ECONOMIC INDICATORS

| DATE          | WIB   | CT Y                           | INDICATORS  | PER    | ACTUAL | FORECAST | PREV.  | REV. |
|---------------|-------|--------------------------------|---|--------|--------|----------|--------|------|
| Mon/16-Jan-23 | 06:50 | JP                             | PPI YoY   | Dec    | 10.2%  | 9.5%     | 9.3%   | 9.7% |
|               | 06:50 | JP                             | PPI MoM   | Dec    | 0.5%   | 0.3%     | 0.6%   | 0.8% |
|               | 07:00 | AU                             | Melbourne Institute Inflation MoM                         | Dec    | 0.2%   | --       | 1%     | --   |
|               | 07:00 | AU                             | Melbourne Institute Inflation YoY                         | Dec    | --     | --       | 5.9%   | --   |
|               | 13:00 | JP                             | Machine Tool Orders YoY                                   | Dec P  | 1%     | --       | -7.7%  | --   |
|               | 20:30 | CA                             | Manufacturing Sales MoM                                   | Nov    | 0%     | 0.5%     | 2.4%   | --   |
|               | All   | US                             | <b>Bank Holiday (Martin Luther King, Jr Day)</b>          |        |        |          |        |      |
|               | 21:00 | CA                             | Existing Home Sales MoM                                   | Dec    | --     | --       | -3.3%  | --   |
|               | 22:00 | GB                             | BOE's Bailey and Sam Woods testify on financial stability |        |        |          |        |      |
|               | 22:30 | CA                             | BoC Overall Business Outlook Survey                       | 4Q     | --     | --       | 1.7    | --   |
| Tue/17-Jan-23 | 06:30 | AU                             | Westpac Consumer Conf SA MoM                              | Jan    | --     | --       | 3%     | --   |
|               | 06:30 | AU                             | Westpac Consumer Conf Index                               | Jan    | --     | --       | 80.3   | --   |
|               | 09:00 | CN                             | Industrial Production YoY                                 | Dec    | --     | 0.3%     | 2.2%   | --   |
|               | 09:00 | CN                             | Industrial Production YTD YoY                             | Dec    | --     | 3.8%     | 3.8%   | --   |
|               | 09:00 | CN                             | Retail Sales YoY  | Dec    | --     | -9%      | -5.9%  | --   |
|               | 09:00 | CN                             | Retail Sales YTD YoY                                      | Dec    | --     | -0.7%    | -0.1%  | --   |
|               | 09:00 | CN                             | Surveyed Jobless Rate                                     | Dec    | --     | 5.8%     | 5.7%   | --   |
|               | 09:00 | CN                             | GDP YoY   | 4Q     | --     | 1.6%     | 3.9%   | --   |
|               | 09:00 | CN                             | GDP SA QoQ  | 4Q     | --     | -1%      | 3.9%   | --   |
|               | 09:00 | CN                             | GDP YTD YoY   | 4Q     | --     | 2.7%     | 3%     | --   |
|               | 14:00 | DE                             | CPI MoM   | Dec F  | --     | -0.7%    | -0.8%  | --   |
|               | 14:00 | DE                             | CPI YoY   | Dec F  | --     | 8.6%     | 8.6%   | --   |
|               | 14:00 | DE                             | CPI EU Harmonized MoM                                     | Dec F  | --     | -1.2%    | -1.2%  | --   |
|               | 14:00 | DE                             | CPI EU Harmonized YoY                                     | Dec F  | --     | 9.6%     | 9.6%   | --   |
|               | 14:00 | GB                             | Payrolled Employees Monthly Change                        | Dec    | --     | --       | 107k   | --   |
|               | 14:00 | GB                             | Claimant Count Rate                                       | Dec    | --     | --       | 3.9%   | --   |
|               | 14:00 | GB                             | Jobless Claims Change                                     | Dec    | --     | --       | 30.5k  | --   |
|               | 14:00 | GB                             | Average Weekly Earnings 3M/YoY                            | Nov    | --     | --       | 6.1%   | --   |
|               | 14:00 | GB                             | Weekly Earnings ex Bonus 3M/YoY                           | Nov    | --     | --       | 6.1%   | --   |
|               | 14:00 | GB                             | ILO Unemployment Rate 3Mths                               | Nov    | --     | 3.7%     | 3.7%   | --   |
|               | 14:00 | GB                             | Employment Change 3M/3M                                   | Nov    | --     | --       | 27k    | --   |
|               | 14:30 | EZ                             | ECB's Centeno Speaks at WEF                               |        |        |          |        |      |
|               | 17:00 | EZ                             | ZEW Survey Expectations                                   | Jan    | --     | --       | -23.6  | --   |
|               | 17:00 | DE                             | ZEW Survey Expectations                                   | Jan    | --     | -17.5    | -23.3  | --   |
|               | 17:00 | DE                             | ZEW Survey Current Situation                              | Jan    | --     | -56.4    | -61.4  | --   |
|               | 20:15 | CA                             | Housing Starts  | Dec    | --     | --       | 264.2k | --   |
|               | 20:30 | CA                             | CPI NSA MoM   | Dec    | --     | --       | 0.1%   | --   |
|               | 20:30 | CA                             | CPI YoY   | Dec    | --     | --       | 6.8%   | --   |
|               | 20:30 | CA                             | Consumer Price Index                                      | Dec    | --     | --       | 154    | --   |
|               | 20:30 | CA                             | CPI Core- Median YoY%                                     | Dec    | --     | --       | 5%     | --   |
| 20:30         | CA    | CPI Core- Trim YoY%            | Dec   | --     | --     | 5.3%     | --     |      |
| 20:30         | US    | Empire Manufacturing           | Jan   | --     | -8.7   | -11.2    | --     |      |
| Wed/18-Jan-23 | N/A   | JP                             | BOJ Policy Balance Rate                                   | 18-Jan | --     | --       | -0.1%  | --   |
|               | N/A   | JP                             | BOJ 10-Yr Yield Target                                    | 18-Jan | --     | --       | 0.0%   | --   |
|               | N/A   | JP                             | BOJ CPI Current Forecast                                  | 1Q     | --     | --       | 2.9%   | --   |
|               | N/A   | JP                             | BOJ CPI Current Forecast +1                               | 1Q     | --     | --       | 1.6%   | --   |
|               | N/A   | JP                             | BOJ CPI Current Forecast +2                               | 1Q     | --     | --       | 1.6%   | --   |
|               | N/A   | JP                             | BOJ GDP Current Forecast                                  | 1Q     | --     | --       | 2%     | --   |
|               | N/A   | JP                             | BOJ GDP Current Forecast +1                               | 1Q     | --     | --       | 1.9%   | --   |
|               | N/A   | JP                             | BOJ GDP Current Forecast +2                               | 1Q     | --     | --       | 1.5%   | --   |
|               | 03:00 | US                             | Fed's Williams Gives Welcoming Remarks                    |        |        |          |        |      |
|               | 06:50 | JP                             | Core Machine Orders MoM                                   | Nov    | --     | -1.5%    | 5.4%   | --   |
|               | 06:50 | JP                             | Core Machine Orders YoY                                   | Nov    | --     | 1.8%     | 0.4%   | --   |
|               | 11:30 | JP                             | Industrial Production MoM                                 | Nov F  | --     | --       | -0.1%  | --   |
|               | 11:30 | JP                             | Industrial Production YoY                                 | Nov F  | --     | --       | -1.3%  | --   |
|               | 14:00 | GB                             | CPIH YoY  | Dec    | --     | --       | 9.3%   | --   |
|               | 14:00 | GB                             | CPI MoM   | Dec    | --     | --       | 0.4%   | --   |
|               | 14:00 | GB                             | CPI YoY   | Dec    | --     | 10.6%    | 10.7%  | --   |
|               | 14:00 | GB                             | CPI Core YoY  | Dec    | --     | --       | 6.3%   | --   |
|               | 14:00 | GB                             | Retail Price Index  | Dec    | --     | --       | 358.3  | --   |
|               | 14:00 | GB                             | RPI MoM   | Dec    | --     | --       | 0.6%   | --   |
|               | 14:00 | GB                             | RPI YoY   | Dec    | --     | --       | 14%    | --   |
| 14:00         | GB    | RPI Ex Mort Int.Payments (YoY) | Dec   | --     | --     | 13.5%    | --     |      |
| 16:15         | EZ    | ECB's Villeroy Speaks at WEF   |   |        |        |          |        |      |
| 16:30         | GB    | House Price Index YoY          | Nov   | --     | --     | 12.6%    | --     |      |

|                      |       |    |   |        |  |           |          |    |
|----------------------|-------|----|---|--------|--|-----------|----------|----|
|                      | 17:00 | EZ | Construction Output MoM                                     | Nov    |  | --        | 1.3%     | -- |
|                      | 17:00 | EZ | Construction Output YoY                                     | Nov    |  | --        | 2.2%     | -- |
|                      | 17:00 | EZ | CPI MoM   | Dec F  |  | -0.3%     | -0.3%    | -- |
|                      | 17:00 | EZ | CPI YoY   | Dec F  |  | 9.2%      | 9.2%     | -- |
|                      | 17:00 | EZ | CPI Core YoY  | Dec F  |  | 5.2%      | 5.2%     | -- |
|                      | 19:15 | EZ | ECB's Villeroy Speaks at WEF                                |        |  |           |          |    |
|                      | 20:30 | CA | Industrial Product Price MoM                                | Dec    |  | --        | -0.4%    | -- |
|                      | 20:30 | CA | Raw Materials Price Index MoM                               | Dec    |  | --        | -0.8%    | -- |
|                      | 20:30 | US | Retail Sales Advance MoM                                    | Dec    |  | -0.8%     | -0.6%    | -- |
|                      | 20:30 | US | Retail Sales Ex Auto MoM                                    | Dec    |  | -0.5%     | -0.2%    | -- |
|                      | 20:30 | US | Retail Sales Ex Auto and Gas                                | Dec    |  | -0.1%     | -0.2%    | -- |
|                      | 20:30 | US | Retail Sales Control Group                                  | Dec    |  | -0.5%     | -0.2%    | -- |
|                      | 20:30 | US | PPI Final Demand MoM  | Dec    |  | -0.1%     | 0.3%     | -- |
|                      | 20:30 | US | PPI Ex Food and Energy MoM                                  | Dec    |  | 0.1%      | 0.4%     | -- |
|                      | 20:30 | US | PPI Ex Food, Energy, Trade MoM                              | Dec    |  | 0.2%      | 0.3%     | -- |
|                      | 20:30 | US | PPI Final Demand YoY  | Dec    |  | 6.8%      | 7.4%     | -- |
|                      | 20:30 | US | PPI Ex Food and Energy YoY                                  | Dec    |  | 5.4%      | 6.2%     | -- |
|                      | 20:30 | US | PPI Ex Food, Energy, Trade YoY                              | Dec    |  | --        | 4.9%     | -- |
|                      | 21:00 | US | Fed's Bostic Makes Welcoming Remarks at Academic Conference |        |  |           |          |    |
|                      | 21:15 | US | Industrial Production MoM                                   | Dec    |  | -0.1%     | -0.2%    | -- |
|                      | 21:15 | US | Manufacturing (SIC) Production                              | Dec    |  | -0.2%     | -0.6%    | -- |
|                      | 21:15 | US | Capacity Utilization  | Dec    |  | 79.6%     | 79.7%    | -- |
|                      | 22:00 | US | Business Inventories  | Nov    |  | 0.4%      | 0.3%     | -- |
|                      | 22:00 | US | NAHB Housing Market Index                                   | Jan    |  | 31        | 31       | -- |
| <b>Thu/19-Jan-23</b> | 02:00 | US | Federal Reserve Releases Beige Book                         |        |  |           |          |    |
|                      | 02:00 | US | Fed's Harker Discusses the Economic Outlook                 |        |  |           |          |    |
|                      | 04:00 | US | Net Long-term TIC Flows                                     | Nov    |  | --        | \$67.8b  | -- |
|                      | 04:00 | US | Total Net TIC Flows   | Nov    |  | --        | \$179.9b | -- |
|                      | 05:00 | US | Fed's Logan Gives Speech in Austin                          |        |  |           |          |    |
|                      | 06:50 | JP | Trade Balance   | Dec    |  | -¥1653.1b | ¥2027.4b | -- |
|                      | 06:50 | JP | Trade Balance Adjusted                                      | Dec    |  | -¥1630.6b | ¥1732.3b | -- |
|                      | 06:50 | JP | Exports YoY   | Dec    |  | 11%       | 20%      | -- |
|                      | 06:50 | JP | Imports YoY   | Dec    |  | 22.6%     | 30.3%    | -- |
|                      | 07:00 | AU | Consumer Inflation Expectation                              | Jan    |  | --        | 5.2%     | -- |
|                      | 07:01 | GB | RICS House Price Balance                                    | Dec    |  | --        | -25%     | -- |
|                      | 07:30 | AU | Full Time Employment Change                                 | Dec    |  | --        | 34.2k    | -- |
|                      | 07:30 | AU | Employment Change   | Dec    |  | 22.5k     | 64.0k    | -- |
|                      | 07:30 | AU | RBA FX Transactions Market                                  | Dec    |  | --        | A\$672m  | -- |
|                      | 07:30 | AU | Participation Rate  | Dec    |  | 66.8%     | 66.8%    | -- |
|                      | 07:30 | AU | Part Time Employment Change                                 | Dec    |  | --        | 29.8k    | -- |
|                      | 07:30 | AU | Unemployment Rate   | Dec    |  | 3.4%      | 3.4%     | -- |
|                      | 15:30 | HK | Unemployment Rate SA  | Dec    |  | --        | 3.7%     | -- |
|                      | 16:00 | EZ | ECB Current Account SA                                      | Nov    |  | --        | -0.4b    | -- |
|                      | 16:30 | GB | Bank of England Bank Liabilities/Credit Conditions Surveys  |        |  |           |          |    |
|                      | 17:30 | EZ | ECB's Lagarde Speaks at WEF                                 |        |  |           |          |    |
|                      | 19:30 | EZ | ECB Publishes Account of December 2022 Policy Meeting       |        |  |           |          |    |
|                      | 20:30 | CA | Wholesale Trade Sales MoM                                   | Nov    |  | --        | 2.1%     | -- |
|                      | 20:30 | US | Building Permits  | Dec    |  | 1370k     | 1342k    | -- |
|                      | 20:30 | US | Building Permits MoM  | Dec    |  | 1.4%      | -11.2%   | -- |
|                      | 20:30 | US | Philadelphia Fed Business Outlook                           | Jan    |  | -10       | -13.8    | -- |
|                      | 20:30 | US | Housing Starts  | Dec    |  | 1350k     | 1427k    | -- |
|                      | 20:30 | US | Housing Starts MoM  | Dec    |  | -5.4%     | -0.5%    | -- |
|                      | 20:30 | US | Initial Jobless Claims                                      | 14-Jan |  | --        | 205k     | -- |
|                      | 20:30 | US | Continuing Claims   | 7-Jan  |  | --        | 1634k    | -- |
|                      | 21:00 | EZ | ECB's Knot Speaks at WEF                                    |        |  |           |          |    |
|                      | 21:00 | US | Fed's Collins Speaks at Housing Conference                  |        |  |           |          |    |
|                      | 23:00 | US | DOE U.S. Crude Oil Inventories                              | 13-Jan |  | --        | 18961k   | -- |
|                      | 23:00 | US | DOE Cushing OK Crude Inventory                              | 13-Jan |  | --        | 2511k    | -- |
|                      | 23:00 | US | DOE U.S. Gasoline Inventories                               | 13-Jan |  | --        | 4114k    | -- |
|                      | 23:00 | US | DOE U.S. Distillate Inventory                               | 13-Jan |  | --        | -1069k   | -- |
|                      | 23:00 | US | DOE U.S. Refinery Utilization                               | 13-Jan |  | --        | 4.5%     | -- |
| <b>Fri/20-Jan-23</b> | 00:00 | EZ | ECB's Schnabel Speaks                                       |        |  |           |          |    |
|                      | 01:15 | US | Fed's Brainard Discusses the Economic Outlook               |        |  |           |          |    |
|                      | 04:30 | NZ | BusinessNZ Manufacturing PMI                                | Dec    |  | --        | 47.4     | -- |
|                      | 06:30 | JP | Natl CPI YoY  | Dec    |  | 4%        | 3.8%     | -- |
|                      | 06:30 | JP | Natl CPI Ex Fresh Food YoY                                  | Dec    |  | 4%        | 3.7%     | -- |
|                      | 06:30 | JP | Natl CPI Ex Fresh Food, Energy YoY                          | Dec    |  | 3.1%      | 2.8%     | -- |
|                      | 06:35 | US | Fed's Williams Speaks at Event in New York                  |        |  |           |          |    |
|                      | 07:01 | GB | GfK Consumer Confidence                                     | Jan    |  | --        | -42      | -- |

|                      |       |    |   |        |  |       |       |    |
|----------------------|-------|----|---|--------|--|-------|-------|----|
|                      | 14:00 | DE | PPI MoM   | Dec    |  | -1.1% | -3.9% | -- |
|                      | 14:00 | DE | PPI YoY   | Dec    |  | 21.7% | 28.2% | -- |
|                      | 14:00 | GB | Retail Sales Inc Auto Fuel MoM                          | Dec    |  | --    | -0.4% | -- |
|                      | 14:00 | GB | Retail Sales Inc Auto Fuel YoY                          | Dec    |  | --    | -5.9% | -- |
|                      | 14:00 | GB | Retail Sales Ex Auto Fuel MoM                           | Dec    |  | --    | -0.3% | -- |
|                      | 14:00 | GB | Retail Sales Ex Auto Fuel YoY                           | Dec    |  | --    | -5.9% | -- |
|                      | 15:30 | HK | CPI Composite YoY                                       | Dec    |  | 2%    | 1.8%  | -- |
|                      | 17:00 | EZ | ECB's Lagarde Speaks at WEF                             |        |  |       |       |    |
|                      | 20:30 | CA | Retail Sales MoM  | Nov    |  | --    | 1.4%  | -- |
|                      | 20:30 | CA | Retail Sales Ex Auto MoM                                | Nov    |  | --    | 1.7%  | -- |
|                      | 21:00 | US | Fed's Harker Discusses the Economic Outlook             |        |  |       |       |    |
|                      | 22:00 | US | Existing Home Sales                                     | Dec    |  | 3.96m | 4.09m | -- |
|                      | 22:00 | US | Existing Home Sales MoM                                 | Dec    |  | -3.2% | -7.7% | -- |
| <b>Sat/21-Jan-23</b> | 01:00 | US | Baker Hughes U.S. Rig Count                             | 20-Jan |  | --    | --    | -- |
|                      | 01:00 | US | Fed's Waller Speaks at the Council on Foreign Relations |        |  |       |       |    |

### EUR/USD

Interest Rate: 2.50% (EU) / 4.25% - 4.50% (US)



|            |         |                  |
|------------|---------|------------------|
| RESISTANCE | 1.09368 |                  |
|            | 1.09050 |                  |
|            | 1.08642 |                  |
| SUPPORT    | 1.07916 |                  |
|            | 1.07598 |                  |
|            | 1.07190 |                  |
| SUGGESTION | BUY     | 1.0815           |
|            | SELL    | ---              |
|            | S/L     | 1.0775           |
|            | T/P:    | 1.0880<br>1.0900 |

| DATE   | OPEN    | HIGH    | LOW     | RANGE | CLOSE   | CHANGE | PREVIOUS |
|--------|---------|---------|---------|-------|---------|--------|----------|
| Jan 16 | 1.08302 | 1.08732 | 1.08006 | 72,6  | 1.08234 | ↓ 9,3  | 1.08327  |

| WEEKLY           |                  | JANUARY          |                  | 2023             |                  |
|------------------|------------------|------------------|------------------|------------------|------------------|
| HIGH             | LOW              | HIGH             | LOW              | HIGH             | LOW              |
| 1.08732 (16/Jan) | 1.08006 (16/Jan) | 1.08732 (16/Jan) | 1.04824 (06/Jan) | 1.08732 (16/Jan) | 1.04824 (06/Jan) |

All price & chart based on Valbury MT4 Platform

### USDJPY

Interest Rate: 4.25% - 4.50% (US) / -0.10% (JP)



|            |         |                  |
|------------|---------|------------------|
| RESISTANCE | 130.766 |                  |
|            | 129.811 |                  |
|            | 129.127 |                  |
| SUPPORT    | 127.488 |                  |
|            | 126.533 |                  |
|            | 125.849 |                  |
| SUGGESTION | BUY     | ---              |
|            | SELL    | 128.55           |
|            | S/L     | 129.10           |
|            | T/P:    | 127.50<br>126.95 |

| DATE   | OPEN    | HIGH    | LOW     | RANGE | CLOSE   | CHANGE | PREVIOUS |
|--------|---------|---------|---------|-------|---------|--------|----------|
| Jan 16 | 127.761 | 128.856 | 127.217 | 163,9 | 128.443 | ↑ 56,9 | 127.874  |

| WEEKLY           |                  | JANUARY          |                  | 2023             |                  |
|------------------|------------------|------------------|------------------|------------------|------------------|
| HIGH             | LOW              | HIGH             | LOW              | HIGH             | LOW              |
| 128.856 (16/Jan) | 127.217 (16/Jan) | 134.766 (06/Jan) | 127.217 (16/Jan) | 134.766 (06/Jan) | 127.217 (16/Jan) |

### GBP/USD

Interest Rate: 3.50% (GB) / 4.25% - 4.50% (US)



|            |         |                  |
|------------|---------|------------------|
| RESISTANCE | 1.23848 |                  |
|            | 1.23365 |                  |
|            | 1.22674 |                  |
| SUPPORT    | 1.21500 |                  |
|            | 1.21017 |                  |
|            | 1.20326 |                  |
| SUGGESTION | BUY     | ---              |
|            | SELL    | 1.2225           |
|            | S/L     | 1.2275           |
|            | T/P:    | 1.2145<br>1.2105 |

| DATE   | OPEN    | HIGH    | LOW     | RANGE | CLOSE   | CHANGE | PREVIOUS |
|--------|---------|---------|---------|-------|---------|--------|----------|
| Jan 16 | 1.22248 | 1.22882 | 1.21708 | 117,4 | 1.21983 | ↓ 36,2 | 1.22345  |

| WEEKLY           |                  | JANUARY          |                  | 2023             |                  |
|------------------|------------------|------------------|------------------|------------------|------------------|
| HIGH             | LOW              | HIGH             | LOW              | HIGH             | LOW              |
| 1.22882 (16/Jan) | 1.21708 (16/Jan) | 1.22882 (16/Jan) | 1.18401 (06/Jan) | 1.22882 (16/Jan) | 1.18401 (06/Jan) |

All price & chart based on Valbury MT4 Platform

### USD/CHF

Interest Rate: 4.25% - 4.50% (US) / 1.00% (CH)



|            |         |                  |
|------------|---------|------------------|
| RESISTANCE | 0.93574 |                  |
|            | 0.93224 |                  |
|            | 0.92878 |                  |
| SUPPORT    | 0.92182 |                  |
|            | 0.91832 |                  |
|            | 0.91486 |                  |
| SUGGESTION | BUY     | ---              |
|            | SELL    | 0.9265           |
|            | S/L     | 0.9295           |
|            | T/P:    | 0.9210<br>0.9190 |

| DATE   | OPEN    | HIGH    | LOW     | RANGE | CLOSE   | CHANGE | PREVIOUS |
|--------|---------|---------|---------|-------|---------|--------|----------|
| Jan 16 | 0.92571 | 0.92873 | 0.92177 | 69,6  | 0.92533 | ↓ 4,4  | 0.92577  |

| WEEKLY           |                  | JANUARY          |                  | 2023             |                  |
|------------------|------------------|------------------|------------------|------------------|------------------|
| HIGH             | LOW              | HIGH             | LOW              | HIGH             | LOW              |
| 0.92873 (16/Jan) | 0.92177 (16/Jan) | 0.94072 (06/Jan) | 0.91660 (09/Jan) | 0.94072 (06/Jan) | 0.91660 (09/Jan) |

### AUD/USD

Interest Rate: 3.10% (AU) / 4.25% - 4.50% (US)



| DATE   | OPEN    | HIGH    | LOW     | RANGE | CLOSE   | CHANGE | PREVIOUS |
|--------|---------|---------|---------|-------|---------|--------|----------|
| Jan 16 | 0.69718 | 0.70182 | 0.69398 | 78,4  | 0.69541 | ↓ 24,0 | 0.69781  |

| WEEKLY           |                  | JANUARY          |                  | 2023             |                  |
|------------------|------------------|------------------|------------------|------------------|------------------|
| HIGH             | LOW              | HIGH             | LOW              | HIGH             | LOW              |
| 0.70182 (16/Jan) | 0.69398 (16/Jan) | 0.70182 (16/Jan) | 0.66870 (03/Jan) | 0.70182 (16/Jan) | 0.66870 (03/Jan) |

All price & chart based on Valbury MT4 Platform

### NZD/USD

Interest Rate: 4.25% (NZ) / 4.25% - 4.50% (US)



| DATE   | OPEN    | HIGH    | LOW     | RANGE | CLOSE   | CHANGE | PREVIOUS |
|--------|---------|---------|---------|-------|---------|--------|----------|
| Jan 16 | 0.63763 | 0.64256 | 0.63603 | 65,3  | 0.63778 | ↓ 7,8  | 0.63856  |

| WEEKLY           |                  | JANUARY          |                  | 2023             |                  |
|------------------|------------------|------------------|------------------|------------------|------------------|
| HIGH             | LOW              | HIGH             | LOW              | HIGH             | LOW              |
| 0.64256 (16/Jan) | 0.63603 (16/Jan) | 0.64256 (16/Jan) | 0.61903 (06/Jan) | 0.64256 (16/Jan) | 0.61903 (06/Jan) |

### USD/CAD

Interest Rate: 4.25% - 4.50% (US) / 4.25% (CA)



|            |         |                  |
|------------|---------|------------------|
| RESISTANCE | 1.34967 |                  |
|            | 1.34569 |                  |
|            | 1.34311 |                  |
| SUPPORT    | 1.33655 |                  |
|            | 1.33257 |                  |
|            | 1.32999 |                  |
| SUGGESTION | BUY     | ---              |
|            | SELL    | 1.3410           |
|            | S/L     | 1.3430           |
|            | T/P:    | 1.3365<br>1.3345 |

| DATE   | OPEN    | HIGH    | LOW     | RANGE | CLOSE   | CHANGE | PREVIOUS |
|--------|---------|---------|---------|-------|---------|--------|----------|
| Jan 16 | 1.33939 | 1.34170 | 1.33514 | 65,6  | 1.34054 | ↑ 15,0 | 1.33904  |

| WEEKLY           |                  | JANUARY          |                  | 2023             |                  |
|------------------|------------------|------------------|------------------|------------------|------------------|
| HIGH             | LOW              | HIGH             | LOW              | HIGH             | LOW              |
| 1.34170 (16/Jan) | 1.33514 (16/Jan) | 1.36841 (03/Jan) | 1.33205 (13/Jan) | 1.36841 (03/Jan) | 1.33205 (13/Jan) |

All price & chart based on Valbury MT4 Platform

### EURJPY

Interest Rate: 2.50% (EU) / -0.10% (JP)



|            |         |                  |
|------------|---------|------------------|
| RESISTANCE | 140.526 |                  |
|            | 139.904 |                  |
|            | 139.467 |                  |
| SUPPORT    | 138.408 |                  |
|            | 137.786 |                  |
|            | 137.349 |                  |
| SUGGESTION | BUY     | ---              |
|            | SELL    | 139.10           |
|            | S/L     | 139.45           |
|            | T/P:    | 138.40<br>138.05 |

| DATE   | OPEN    | HIGH    | LOW     | RANGE | CLOSE   | CHANGE | PREVIOUS |
|--------|---------|---------|---------|-------|---------|--------|----------|
| Jan 16 | 140.263 | 139.283 | 138.224 | 105,9 | 139.029 | ↑ 49,8 | 138.531  |

| WEEKLY           |                  | JANUARY          |                  | 2023             |                  |
|------------------|------------------|------------------|------------------|------------------|------------------|
| HIGH             | LOW              | HIGH             | LOW              | HIGH             | LOW              |
| 139.283 (16/Jan) | 138.224 (16/Jan) | 142.844 (11/Jan) | 137.377 (03/Jan) | 142.844 (11/Jan) | 137.377 (03/Jan) |



### GOLD (XAU/USD)



|            |         |                    |
|------------|---------|--------------------|
| RESISTANCE | 1944.17 |                    |
|            | 1936.51 |                    |
|            | 1926.04 |                    |
| SUPPORT    | 1907.91 |                    |
|            | 1900.25 |                    |
|            | 1889.78 |                    |
| SUGGESTION | BUY     | 1913.00            |
|            | SELL    | ---                |
|            | S/L     | 1908.00            |
|            | T/P:    | 1926.00<br>1931.00 |

| DATE   | OPEN    | HIGH    | LOW     | RANGE | CLOSE   | CHANGE | PREVIOUS |
|--------|---------|---------|---------|-------|---------|--------|----------|
| Jan 16 | 1918.33 | 1928.86 | 1910.73 | 18.13 | 1915.56 | ↓ 5.18 | 1920.74  |

| WEEKLY           |                  | JANUARY          |                  | 2023             |                  |
|------------------|------------------|------------------|------------------|------------------|------------------|
| HIGH             | LOW              | HIGH             | LOW              | HIGH             | LOW              |
| 1928.86 (16/Jan) | 1910.73 (16/Jan) | 1928.86 (16/Jan) | 1823.61 (03/Jan) | 1928.86 (16/Jan) | 1823.61 (03/Jan) |

All price & chart based on Valbury MT4 Platform

### SILVER – XAG/USD



|            |        |                |
|------------|--------|----------------|
| RESISTANCE | 25.096 |                |
|            | 24.791 |                |
|            | 24.519 |                |
| SUPPORT    | 23.942 |                |
|            | 23.637 |                |
|            | 23.365 |                |
| SUGGESTION | BUY    | 24.20          |
|            | SELL   | ---            |
|            | S/L    | 23.95          |
|            | T/P:   | 24.50<br>24.80 |

| DATE   | OPEN   | HIGH   | LOW    | RANGE | CLOSE  | CHANGE  | PREVIOUS |
|--------|--------|--------|--------|-------|--------|---------|----------|
| Jan 16 | 24.249 | 24.486 | 23.909 | 0.577 | 24.247 | ↓ 0.005 | 24.252   |

| WEEKLY          |                 | JANUARY         |                 | 2023            |                 |
|-----------------|-----------------|-----------------|-----------------|-----------------|-----------------|
| HIGH            | LOW             | HIGH            | LOW             | HIGH            | LOW             |
| 24.486 (16/Jan) | 23.909 (16/Jan) | 24.526 (03/Jan) | 23.094 (05/Jan) | 24.526 (03/Jan) | 23.094 (05/Jan) |

**OIL WTI – CL-FEB/USD**  
(Exp. 18 January 2023)



| DATE   | OPEN  | HIGH  | LOW   | RANGE | CLOSE | CHANGE | PREVIOUS |
|--------|-------|-------|-------|-------|-------|--------|----------|
| Jan 16 | 80.20 | 80.20 | 78.56 | 1.64  | 78.88 | ↓ 1.18 | 80.06    |

| WEEKLY         |                | JANUARY        |                | 2023           |                |
|----------------|----------------|----------------|----------------|----------------|----------------|
| HIGH           | LOW            | HIGH           | LOW            | HIGH           | LOW            |
| 80.20 (16/Jan) | 78.56 (16/Jan) | 81.50 (03/Jan) | 72.48 (05/Jan) | 81.50 (03/Jan) | 72.48 (05/Jan) |

*All price & chart based on Valbury MT4 Platform*

PT. Valbury Asia Futures

## Disclaimer

All contents of this report have been prepared by the Research Dept. of Valbury Asia Futures and are provided solely for informational purpose. We have taken reasonable measures to ensure the accuracy of the report, however, do not guarantee its accuracy and will not accept liability for any consequential loss or damage which may arise directly or indirectly from any use of the report.

Published by RESEARCH DEPARTMENT – PT VALBURY ASIA FUTURES  
Menara Karya 9th Floor, Jl. HR Rasuna Said Blok X-5 Kav. 1-2 Jakarta 12950 Indonesia  
Phone : +6221-25533777, Email: [research@valbury.com](mailto:research@valbury.com)