








Daily Outlook

GLOBAL MARKETS & ECONOMIES | WEEKLY ECONOMIC INDICATORS | CURRENCIES | PRECIOUS METAL | O I L |

“USD Menguat Setelah Ketua Federal Reserve Jerome Powell Memberikan Sinyal Penundaan Pemotongan Suku Bunga”

Counter	News	Trend	Support	Resistance
 CLc1 (WTI)	OIL – Harga minyak ditutup flat hingga sedikit lebih rendah pada hari Selasa setelah hambatan ekonomi menekan sentimen investor, membatasi keuntungan dari ketegangan geopolitik dengan fokus tertuju pada Israel dan tanggapannya yang tertunda terhadap serangan Iran di wilayah Israel pada akhir pekan. Resistance 86.06, support 84.63	↓	84.63	86.06
 XAUUSD	XAUUSD – Harga emas bertahan stabil pada hari Selasa karena permintaan safe-haven di tengah ketegangan yang sedang berlangsung di Timur Tengah mengimbangi ekspektasi penurunan suku bunga AS yang lebih sedikit pada tahun ini. Resistance 2399.61, support 2364.27	↑	2364.27	2399.61
 EURUSD	EURUSD – Harga turun setelah USD mencapai level tertinggi dalam lima bulan terhadap Euro pada hari Selasa setelah Ketua Federal Reserve Jerome Powell mengatakan bank sentral AS mungkin perlu mempertahankan suku bunga lebih tinggi lebih lama karena inflasi tetap stabil. Resistance utama di 1.0646, support di 1.0593	↓	1.0593	1.0646
 USDJPY	USDJPY – USD mencapai level tertinggi terhadap yen sejak tahun 1990 dengan para pedagang waspada terhadap kemungkinan intervensi dari pihak berwenang Jepang dan Menteri Keuangan Jepang Shunichi Suzuki mengatakan pada hari Selasa bahwa ia mengamati dengan cermat pergerakan mata uang dan akan mengambil "respon menyeluruh sesuai kebutuhan." Resistance 154.98, support 154.10	↑	154.10	154.98
 GBPUSD	GBPUSD – Harga turun setelah USD ditutup menguat didukung oleh data pertumbuhan yang lebih kuat dari perkiraan, termasuk data penjualan ritel untuk bulan Maret yang dirilis pada hari Senin. Inflasi yang lebih tinggi dari perkiraan dipandang memperkecil kemungkinan Federal Reserve untuk mulai menurunkan suku bunganya dalam beberapa bulan mendatang. Resistance utama 1.2463, support 1.2396	↓	1.2396	1.2463
 USDCHF	USDCHF – Harga naik setelah USD ditutup menguat didukung oleh data pertumbuhan yang lebih kuat dari perkiraan, termasuk data penjualan ritel untuk bulan Maret yang dirilis pada hari Senin. Inflasi yang lebih tinggi dari perkiraan dipandang memperkecil kemungkinan Federal Reserve untuk mulai menurunkan suku bunganya dalam beberapa bulan mendatang. Resistance utama 0.9141, support 0.9110	↑	0.9110	0.9141
 AUDUSD	AUDUSD – Harga turun ke level terendah sejak 14 November karena USD mencapai level tertinggi lima bulan pada hari Selasa setelah Ketua Federal Reserve Jerome Powell mengatakan bahwa bank sentral AS mungkin perlu mempertahankan suku bunga lebih tinggi lebih lama karena inflasi tetap tinggi dan meningkatnya ketegangan geopolitik antara Israel dan Iran. Resistance 0.6433, support 0.6378	↓	0.6378	0.6433

ECONOMIC INDICATORS

DATE	WIB	CT Y	INDICATORS	PER	ACTUAL	FORECAST	PREV.	REV.
Mon/15-Apr-24	05:30	NZ	Performance Services Index	Mar	47.5	--	53	--
	06:50	JP	Core Machine Orders MoM	Feb	7.7%	--	-1.7%	--
	06:50	JP	Core Machine Orders YoY	Feb	-1.8%	--	-10.9%	--
	13:30	CH	Producer & Import Prices YoY	Mar	-2.1%	--	-2%	--
	13:30	CH	Producer & Import Prices MoM	Mar	0.1%	--	0.1%	--
	16:00	EZ	Industrial Production SA MoM	Feb	0.8%	0.8%	-3.2%	-3%
	16:00	EZ	Industrial Production WDA YoY	Feb	-6.4%	--	-6.7%	6.6%
	19:15	CA	Housing Starts	Mar		--	253.5k	--
	19:30	CA	Manufacturing Sales MoM	Feb	0.7%	0.7%	0.2%	--
	19:30	CA	Wholesale Sales ex Petroleum MoM	Feb	0%	0.8%	0.1%	--
	19:30	US	Empire Manufacturing	Apr	-14.3	-9	-20.9	--
	19:30	US	Retail Sales Advance MoM	Mar	0.7%	0.3%	0.6%	0.9%
	19:30	US	Retail Sales Ex Auto MoM	Mar	1.1%	0.4%	0.3%	0.6%
	19:30	US	Retail Sales Ex Auto and Gas	Mar	1%	0.3%	0.3%	0.5%
	19:30	US	Retail Sales Control Group	Mar	1.1%	0.4%	0.0%	0.3%
	21:00	US	Business Inventories	Feb	0.4%	0.3%	0.0%	--
	21:00	US	NAHB Housing Market Index	Apr	51	51	51	--
Tue/16-Apr-24	07:00	US	Fed's Daly Gives Keynote Remarks					
	09:00	CN	GDP YTD YoY	1Q	5.3%	5%	5.2%	--
	09:00	CN	GDP SA QoQ	1Q	1.6%	1.4%	1%	--
	09:00	CN	Industrial Production YoY	Mar	4.5%	5.4%	7%	--
	09:00	CN	GDP YoY	1Q	5.3%	4.8%	5.2%	--
	09:00	CN	Retail Sales YoY	Mar	3.1%	4.5%	5.5%	--
	09:00	CN	Industrial Production YTD YoY	Mar	4.5%	6%	7%	--
	09:00	CN	Retail Sales YTD YoY	Mar	4.7%	--	5.5%	--
	09:00	CN	Surveyed Jobless Rate	Mar	5.2%	5.2%	5.3%	--
	13:00	GB	Average Weekly Earnings 3M/YoY	Feb	5.6%	5.5%	5.6%	--
	13:00	GB	Weekly Earnings ex Bonus 3M/YoY	Feb	6%	--	6.1%	--
	13:00	GB	ILO Unemployment Rate 3Mths	Feb	4.2%	4%	3.9%	--
	13:00	GB	Employment Change 3M/3M	Feb	-156k	--	-21k	--
	13:00	GB	Payrolled Employees Monthly Change	Mar	10.9k	17.2k	20k	4.1k
	13:00	GB	Claimant Count Rate	Mar	4.2%	4%	4%	--
	13:00	GB	Jobless Claims Change	Mar	--	--	16.8k	--
	16:00	EZ	ZEW Survey Expectations	Apr	43.9	37.2	33.5	--
	16:00	EZ	Trade Balance SA	Feb		--	28.1b	--
	16:00	EZ	Trade Balance NSA	Feb	€23.6b	--	€11.4b	--
	16:00	DE	ZEW Survey Expectations	Apr	42.9	35.9	31.7	--
	16:00	DE	ZEW Survey Current Situation	Apr	-79.2	--	-80.5	--
	19:30	CA	CPI NSA MoM	Mar	0.6%	0.7%	0.3%	--
	19:30	CA	CPI YoY	Mar	2.9%	--	2.8%	--
	19:30	CA	Consumer Price Index	Mar		--	158.8	--
	19:30	CA	CPI Core- Median YoY%	Mar	2.8%	3%	3.1%	--
	19:30	CA	CPI Core- Trim YoY%	Mar	3.1%	3.2%	3.2%	--
	19:30	US	Building Permits MoM	Mar	-4.3%	-0.9%	1.9%	2.3%
	19:30	US	Building Permits	Mar	1458k	1514k	1523k	1524k
	19:30	US	Housing Starts	Mar	1321k	1480k	1521k	1549k
	19:30	US	Housing Starts MoM	Mar	-14.7%	-3%	10.7%	12.7%
20:15	US	Industrial Production MoM	Mar	0.4%	0.4%	0.4%	--	
20:15	US	Capacity Utilization	Mar	78.4%	78.5%	78.2%	--	
20:15	US	Manufacturing (SIC) Production	Mar	0.8%	--	0.8%	-0.7%	
Wed/17-Apr-24	05:45	NZ	CPI QoQ	1Q		--	0.5%	--
	05:45	NZ	CPI YoY	1Q		--	4.7%	--
	05:45	NZ	CPI Tradeable QoQ	1Q		--	-0.2%	--
	05:45	NZ	CPI Non Tradeable QoQ	1Q		--	1.1%	--
	06:50	JP	Trade Balance	Mar		--	-¥379.4b	-¥377.8b
	06:50	JP	Trade Balance Adjusted	Mar		--	-¥451.6b	--
	06:50	JP	Exports YoY	Mar		--	7.8%	--
	06:50	JP	Imports YoY	Mar		--	0.5%	--
	07:30	AU	Westpac Leading Index MoM	Mar		--	0.08%	--
	13:00	GB	CPI MoM	Mar		--	0.6%	--
	13:00	GB	CPI YoY	Mar		--	3.4%	--
	13:00	GB	CPI Core YoY	Mar		--	4.5%	--
	13:00	GB	CPI Services YoY	Mar		--	6.1%	--
	13:00	GB	CPIH YoY	Mar		--	3.8%	--
	13:00	GB	Retail Price Index	Mar		--	381	--
	13:00	GB	RPI MoM	Mar		--	0.8%	--
	13:00	GB	RPI YoY	Mar		--	4.5%	--

	13:00	GB	RPI Ex Mort Int.Payments (YoY)	Mar	--	3.5%	--
	13:00	GB	PPI Output NSA MoM	Mar	--	0.3%	--
	13:00	GB	PPI Output NSA YoY	Mar	--	0.4%	--
	13:00	GB	PPI Input NSA MoM	Mar	--	-0.4%	--
	13:00	GB	PPI Input NSA YoY	Mar	--	-2.7%	--
	16:00	EZ	CPI YoY	Mar F	--	2.6%	2.6%
	16:00	EZ	CPI MoM	Mar F	--	0.8%	--
	16:00	EZ	CPI Core YoY	Mar F	--	2.9%	--
	21:30	US	DOE U.S. Crude Oil Inventories	12-Apr	--	--	--
	21:30	US	DOE Cushing OK Crude Inventory	12-Apr	--	--	--
	21:30	US	DOE U.S. Gasoline Inventories	12-Apr	--	--	--
	21:30	US	DOE U.S. Distillate Inventory	12-Apr	--	--	--
	21:30	US	DOE U.S. Refinery Utilization	12-Apr	--	--	--
Thu/18-Apr-24	01:00	US	Federal Reserve Releases Beige Book				
	08:30	AU	NAB Business Confidence	1Q	--	-6	--
	08:30	AU	Participation Rate	Mar	--	66.7%	--
	08:30	AU	Part Time Employment Change	Mar	--	38.3k	--
	08:30	AU	Unemployment Rate	Mar	--	3.7%	--
	08:30	AU	Employment Change	Mar	--	116.5k	--
	08:30	AU	Full Time Employment Change	Mar	--	78.2k	--
	08:30	JP	BOJ Board Noguchi Speech in Saga				
	11:30	JP	Tertiary Industry Index MoM	Feb	--	0.3%	--
	13:00	JP	Machine Tool Orders YoY	Mar F	--	--	--
	13:00	CH	Exports Real MoM	Mar	--	0.2%	--
	13:00	CH	Imports Real MoM	Mar	--	3.8%	--
	15:00	EZ	ECB Current Account SA	Feb	--	39.4b	--
	16:00	EZ	Construction Output MoM	Feb	--	0.5%	--
	16:00	EZ	Construction Output YoY	Feb	--	0.8%	--
	19:30	US	Initial Jobless Claims	13-Apr	--	--	--
	19:30	US	Continuing Claims	6-Apr	--	--	--
	20:15	US	Fed's Bowman Speaks at SIFMA Roundtable				
	21:00	US	Leading Index	Mar	0.1%	0.1%	--
	21:00	US	Existing Home Sales	Mar	4.35m	4.38m	--
	21:00	US	Existing Home Sales MoM	Mar	-0.7%	9.5%	--
	22:00	US	Fed's Bostic Speaks in Fireside Chat on Economy				
Fri/19-Apr-24	04:45	US	Fed's Bostic Chats About Economy, Monetary Policy				
	06:30	JP	Natl CPI YoY	Mar	--	2.8%	--
	06:30	JP	Natl CPI Ex Fresh Food YoY	Mar	--	2.8%	--
	06:30	JP	Natl CPI Ex Fresh Food, Energy YoY	Mar	--	3.2%	--
	13:00	DE	PPI MoM	Mar	--	-0.4%	--
	13:00	DE	PPI YoY	Mar	--	-4.1%	--
	13:00	GB	Retail Sales Inc Auto Fuel MoM	Mar	--	0.0%	--
	13:00	GB	Retail Sales Inc Auto Fuel YoY	Mar	--	-0.4%	--
	13:00	GB	Retail Sales Ex Auto Fuel MoM	Mar	--	0.2%	--
	13:00	GB	Retail Sales Ex Auto Fuel YoY	Mar	--	-0.5%	--
	21:30	US	Fed's Goolsbee Participates in Q&A				
Sat/20-Apr-24	00:00	US	Baker Hughes U.S. Rig Count	19-Apr	--	--	--

OIL WTI – CL-MAY/USD
(Exp. 18 Apr 2024)



RESISTANCE	87.49	
	86.83	
	86.06	
SUPPORT	84.63	
	83.97	
	83.20	
SUGGESTION	BUY	---
	SELL	85.40
	S/L	86.05
	T/P:	84.60 83.95

DATE	OPEN	HIGH	LOW	RANGE	CLOSE	CHANGE	PREVIOUS
Apr 16	85.67	86.17	84.74	1.43	85.29	↓ 0.35	85.64

WEEKLY		APRIL		2024	
HIGH	LOW	HIGH	LOW	HIGH	LOW
86.17 (16/Apr)	84.05 (15/Apr)	87.63 (12/Apr)	82.63 (01/Apr)	87.63 (12/Apr)	69.30 (03/Jan)

GOLD (XAU/USD)



RESISTANCE	2434.95	
	2416.57	
	2399.61	
SUPPORT	2364.27	
	2345.89	
	2328.93	
SUGGESTION	BUY	2381.00
	SELL	---
	S/L	2364.00
	T/P:	2399.00 2416.00

DATE	OPEN	HIGH	LOW	RANGE	CLOSE	CHANGE	PREVIOUS
Apr 16	2380.90	2398.18	2362.84	35.34	2382.66	↓ 0.50	2383.16

WEEKLY		APRIL		2024	
HIGH	LOW	HIGH	LOW	HIGH	LOW
2398.18 (16/Apr)	2324.02 (15/Apr)	2431.35 (12/Apr)	2228.35 (01/Apr)	2431.35 (12/Apr)	1989.97 (13/Feb)

SILVER – XAG/USD



RESISTANCE	29.808	
	29.402	
	28.741	
SUPPORT	27.674	
	27.268	
	26.607	
SUGGESTION	BUY	---
	SELL	28.25
	S/L	28.75
	T/P:	27.65 27.25

DATE	OPEN	HIGH	LOW	RANGE	CLOSE	CHANGE	PREVIOUS
Apr 16	28.820	28.996	27.929	1.067	28.080	↓ 0.764	28.844

WEEKLY		APRIL		2024	
HIGH	LOW	HIGH	LOW	HIGH	LOW
28.996 (16/Apr)	27.929 (16/Apr)	29.773 (12/Apr)	24.719 (01/Apr)	29.773 (12/Apr)	21.903 (22/Jan)

EUR/USD

Interest Rate: 4.50% (EU) / 5.25% - 5.50% (US)



RESISTANCE	1.06989	
	1.06759	
	1.06463	
SUPPORT	1.05937	
	1.05707	
	1.05411	
SUGGESTION	BUY	---
	SELL	1.0615
	S/L	1.0645
	T/P:	1.0570 1.0555

DATE	OPEN	HIGH	LOW	RANGE	CLOSE	CHANGE	PREVIOUS
Apr 16	1.06242	1.06529	1.06003	52,6	1.06167	↓ 7,3	1.06240

WEEKLY		APRIL		2024	
HIGH	LOW	HIGH	LOW	LOW	HIGH
1.06644 (15/Apr)	1.06003 (16/Apr)	1.08842 (09/Apr)	1.06003 (16/Apr)	1.10438 (02/Jan)	1.06003 (16/Apr)

All price & chart based on Valbury MT4 Platform

USDJPY

Interest Rate: 5.25% - 5.50% (US) / 0.00% (JP)



RESISTANCE	155.872	
	155.325	
	154.987	
SUPPORT	154.102	
	153.555	
	153.217	
SUGGESTION	BUY	154.55
	SELL	---
	S/L	154.10
	T/P:	155.00 155.35

DATE	OPEN	HIGH	LOW	RANGE	CLOSE	CHANGE	PREVIOUS
Apr 16	154.208	154.777	153.892	88,5	154.650	↑ 44,1	154.209

WEEKLY		APRIL		2024	
HIGH	LOW	HIGH	LOW	HIGH	LOW
154.777 (16/Apr)	153.217 (15/Apr)	154.777 (16/Apr)	150.802 (05/Apr)	154.777 (16/Apr)	140.806 (02/Jan)

GBP/USD

Interest Rate: 5.25% (GB) / 5.25% - 5.50% (US)



RESISTANCE	1.25299	
	1.25004	
	1.24633	
SUPPORT	1.23967	
	1.23672	
	1.23301	
SUGGESTION	BUY	---
	SELL	1.2435
	S/L	1.2470
	T/P:	1.2385 1.2365

DATE	OPEN	HIGH	LOW	RANGE	CLOSE	CHANGE	PREVIOUS
Apr 16	1.24448	1.24709	1.24043	66,6	1.24262	↓ 18,0	1.24442

WEEKLY		APRIL		2024	
HIGH	LOW	HIGH	LOW	HIGH	LOW
1.24976 (15/Apr)	1.24043 (16/Apr)	1.27083 (09/Apr)	1.24043 (16/Apr)	1.28926 (08/Mar)	1.24043 (16/Apr)

All price & chart based on Valbury MT4 Platform

USD/CHF

Interest Rate: 5.25% - 5.50% (US) / 1.50% (CH)



RESISTANCE	0.91718	
	0.91564	
	0.91411	
SUPPORT	0.91104	
	0.90950	
	0.90797	
SUGGESTION	BUY	0.9120
	SELL	---
	S/L	0.9095
	T/P:	0.9165 0.9180

DATE	OPEN	HIGH	LOW	RANGE	CLOSE	CHANGE	PREVIOUS
Apr 16	0.91148	0.91410	0.91103	30,7	0.91258	↑ 11,2	0.91146

WEEKLY		APRIL		2024	
HIGH	LOW	HIGH	LOW	HIGH	LOW
0.91509 (15/Apr)	0.91103 (16/Apr)	0.91509 (15/Apr)	0.89968 (05/Apr)	0.91509 (15/Apr)	0.84012 (02/Jan)

AUD/USD

Interest Rate: 4.35% (AU) / 5.25% - 5.50% (US)



RESISTANCE	0.64883	
	0.64659	
	0.64333	
SUPPORT	0.63783	
	0.63559	
	0.63233	
SUGGESTION	BUY	---
	SELL	0.6410
	S/L	0.6435
	T/P:	0.6380 0.6355

DATE	OPEN	HIGH	LOW	RANGE	CLOSE	CHANGE	PREVIOUS
Apr 16	0.64412	0.64436	0.63886	55,0	0.64006	↓ 40,5	0.64411

WEEKLY		APRIL		2024	
HIGH	LOW	HIGH	LOW	HIGH	LOW
0.64924 (15/Apr)	0.63886 (16/Apr)	0.66442 (09/Apr)	0.63886 (16/Apr)	0.68381 (02/Jan)	0.63886 (16/Apr)

All price & chart based on Valbury MT4 Platform

NZD/USD

Interest Rate: 5.50% (NZ) / 5.25% - 5.50% (US)



RESISTANCE	0.59409	
	0.59237	
	0.59017	
SUPPORT	0.58625	
	0.58453	
	0.58233	
SUGGESTION	BUY	---
	SELL	0.5885
	S/L	0.5900
	T/P:	0.5860 0.5845

DATE	OPEN	HIGH	LOW	RANGE	CLOSE	CHANGE	PREVIOUS
Apr 16	0.59029	0.59066	0.58674	39,2	0.58796	↓ 23,1	0.59027

WEEKLY		APRIL		2024	
HIGH	LOW	HIGH	LOW	HIGH	LOW
0.59526 (15/Apr)	0.58674 (16/Apr)	0.60819 (10/Apr)	0.58674 (16/Apr)	0.63216 (02/Jan)	0.58674 (16/Apr)

USD/CAD

Interest Rate: 5.25% - 5.50% (US) / 5.00% (CA)



RESISTANCE	1.39291	
	1.38870	
	1.38572	
SUPPORT	1.37853	
	1.37432	
	1.37134	
SUGGESTION	BUY	1.3820
	SELL	---
	S/L	1.3785
	T/P:	1.3855 1.3885

DATE	OPEN	HIGH	LOW	RANGE	CLOSE	CHANGE	PREVIOUS
Apr 16	1.37884	1.38450	1.37731	71,9	1.38273	↑ 38,9	1.37884

WEEKLY		APRIL		2024	
HIGH	LOW	HIGH	LOW	HIGH	LOW
1.38450 (16/Apr)	1.37242 (15/Apr)	1.38450 (16/Apr)	1.34769 (04/Apr)	1.38450 (16/Apr)	1.32277 (02/Jan)

All price & chart based on Valbury MT4 Platform

EURJPY

Interest Rate: 4.50% (EU) / 0.00% (JP)

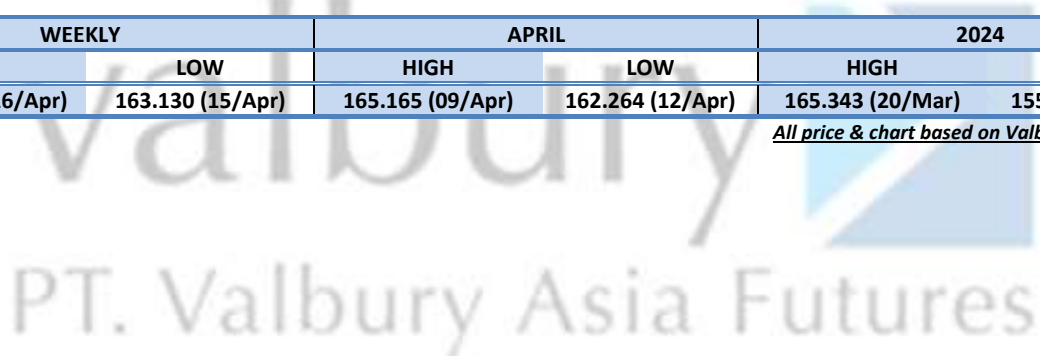


RESISTANCE	165.697	
	165.182	
	164.696	
SUPPORT	163.695	
	163.180	
	162.694	
SUGGESTION	BUY	164.20
	SELL	---
	S/L	163.70
	T/P:	164.70 165.20

DATE	OPEN	HIGH	LOW	RANGE	CLOSE	CHANGE	PREVIOUS
Apr 16	163.845	164.668	163.667	100,1	164.209	↑ 36,5	163.844

WEEKLY		APRIL		2024	
HIGH	LOW	HIGH	LOW	HIGH	LOW
164.668 (16/Apr)	163.130 (15/Apr)	165.165 (09/Apr)	162.264 (12/Apr)	165.343 (20/Mar)	155.060 (02/Jan)

All price & chart based on Valbury MT4 Platform



Disclaimer

All contents of this report have been prepared by the Research Dept. of Valbury Asia Futures and are provided solely for informational purpose. We have taken reasonable measures to ensure the accuracy of the report, however, do not guarantee its accuracy and will not accept liability for any consequential loss or damage which may arise directly or indirectly from any use of the report.

Published by RESEARCH DEPARTMENT – PT VALBURY ASIA FUTURES
Menara Karya 9th Floor, Jl. HR Rasuna Said Blok X-5 Kav. 1-2 Jakarta 12950 Indonesia
Phone : +6221-25533777, Email: research@valbury.com