








Daily Outlook

GLOBAL MARKETS & ECONOMIES | WEEKLY ECONOMIC INDICATORS | CURRENCIES | PRECIOUS METAL | OIL |

Counter	News	Trend	Support	Resistance
 EURUSD	EURUSD – Harga turun setelah USD ditutup sedikit lebih tinggi terhadap yen pada hari Kamis menyusul data yang menunjukkan penjualan ritel AS secara tak terduga rebound pada Agustus, USD telah didukung oleh pandangan bahwa Fed akan terus mengetatkan kebijakan secara agresif. <i>Resistance di 1.0050, support di 0.9961</i>	↓	0.9961	1.0050
 USDJPY	USDJPY – Harga melemah karena USD sedikit lebih tinggi terhadap yen setelah data penjualan ritel AS yang lebih kuat dari perkiraan pada bulan Agustus mendukung ekspektasi Federal Reserve akan terus mengetatkan kebijakan secara agresif. <i>Resistance 143.91, support 142.90</i>	↑	142.90	143.91
 USDCHF	USDCHF – Harga turun setelah franc Swiss ditutup menguat terhadap euro ke level terkuatnya terhadap mata uang tunggal sejak Januari 2015, ketika Swiss National Bank menghapus nilai tukar minimumnya 1,20 franc per euro. <i>Resistance utama 0.9649, support 0.9564</i>	↑	0.9564	0.9649
 GBPUSD	GBPUSD – Harga turun setelah USD ditutup sedikit lebih tinggi terhadap yen pada hari Kamis menyusul data yang menunjukkan penjualan ritel AS secara tak terduga rebound pada Agustus, USD telah didukung oleh pandangan bahwa Fed akan terus mengetatkan kebijakan secara agresif. <i>Resistance utama 1.1520, support 1.1432</i>	↓	1.1432	1.1520
 AUDUSD	AUDUSD – Harga turun karena USD menguat setelah data penjualan ritel AS yang lebih kuat dari perkiraan pada bulan Agustus mendukung ekspektasi Federal Reserve akan terus mengetatkan kebijakan secara agresif. <i>Resistance 0.6746, support 0.6671</i>	↓	0.6671	0.6746
 XAUUSD	XAUUSD – Harga emas turun ke level terendah sejak bulan April tahun 2020, tertekan oleh imbal hasil Treasury AS yang terus meningkat menjelang pertemuan kebijakan Federal Reserve minggu depan dan dolar yang lebih kuat karena ekspektasi kenaikan suku bunga yang besar oleh Federal Reserve. <i>Resistance 1688.14, support 1650.23</i>	↓	1650.23	1688.14
 CLc1 (WTI)	Oil – Harga minyak turun lebih dari 3% ke level terendah dalam satu minggu di tengah kesepakatan sementara yang akan mencegah pemogokan kereta api di AS, di tengah kekhawatiran permintaan global yang lebih lemah dan USD terus menguat dengan ekspektasi kenaikan suku bunga AS yang besar. <i>Resistance 88.00, support 83.40</i>	↓	83.40	88.00

ECONOMIC INDICATORS

DATE	WIB	CTY	INDICATORS	PER	ACTUAL	FORECAST	PREV.	REV.
Mon/12-Sep-22	All	CN	Bank Holiday (Mid-Autumn Moon Festival)					
	All	HK	Bank Holiday (Mid-Autumn Moon Festival)					
	All	KR	Chuseok – Thanksgiving Day)					
	13:00	JP	Machine Tool Orders YoY	Aug P	10.7%	--	5.5%	--
	13:00	GB	Monthly GDP (MoM)	Jul	0.2%	0.4%	-0.6%	--
	13:00	GB	Monthly GDP (3M/3M)	Jul	0.0%	0.1%	0.4%	-0.1%
	13:00	GB	Construction Output MoM	Jul	-0.8%	0.5%	-1.4%	--
	13:00	GB	Construction Output YoY	Jul	4.3%	5.6%	4.1%	--
	13:00	GB	Industrial Production MoM	Jul	-0.3%	0.4%	-0.9%	--
	13:00	GB	Industrial Production YoY	Jul	1.1%	1.9%	2.4%	--
	13:00	GB	Manufacturing Production MoM	Jul	0.1%	0.4%	-1.6%	--
	13:00	GB	Manufacturing Production YoY	Jul	1.1%	1.6%	1.3%	--
	13:00	GB	Index of Services MoM	Jul	--	--	-0.5%	--
	13:00	GB	Index of Services 3M/3M	Jul	-0.2%	-0.2%	-0.4%	--
	13:00	GB	Visible Trade Balance GBP/Mn	Jul	£-19362m	£-22400m	£22847m	--
	13:00	GB	Trade Balance GBP/Mn	Jul	£-7793m	--	£-11387m	--
	13:00	GB	Visible Trade Balance Ex Precious Metals	Jul	£-10190m	--	£-22084m	£-12290m
	13:00	GB	Trade Balance Ex Precious Metals	Jul	--	--	£10624m	--
	14:30	EZ	ECB's Guindos Speaks					
	19:00	EZ	ECB's Schnabel Speaks					
21:00	DE	Current Account Balance	Jul	€5b	--	€16.2b	--	
Tue/13-Sep-22	04:00	NZ	REINZ House Sales YoY	Aug	--	--	-36.7%	--
	06:50	JP	PPI YoY	Aug	9%	8.9%	8.6%	9%
	06:50	JP	PPI MoM	Aug	0.2%	0.4%	0.4%	0.7%
	06:50	JP	BSI Large Manufacturing QoQ	3Q	1.7%	--	-9.9	--
	06:50	JP	BSI Large All Industry QoQ	3Q	--	--	-0.9	--
	07:30	AU	Westpac Consumer Conf Index	Sep	84.4	--	81.2	--
	07:30	AU	Westpac Consumer Conf SA MoM	Sep	3.9%	--	-3%	--
	08:30	AU	NAB Business Conditions	Aug	20	--	20	--
	08:30	AU	NAB Business Confidence	Aug	10	--	7	8
	13:00	DE	CPI MoM	Aug F	0.3%	0.3%	0.3%	0.9%
	13:00	DE	CPI YoY	Aug F	7.9%	7.9%	7.9%	7.5%
	13:00	DE	CPI EU Harmonized MoM	Aug F	0.4%	0.4%	0.4%	0.8%
	13:00	DE	CPI EU Harmonized YoY	Aug F	8.8%	8.8%	8.8%	8.5%
	13:00	GB	Payrolled Employees Monthly Change	Aug	--	--	73k	--
	13:00	GB	Claimant Count Rate	Aug	3.6%	3.8%	3.9%	3.8%
	13:00	GB	Jobless Claims Change	Aug	6.3k	--	-10.6k	-10.5k
	13:00	GB	Average Weekly Earnings 3M/YoY	Jul	5.5%	5.4%	5.1%	5.2%
	13:00	GB	Weekly Earnings ex Bonus 3M/YoY	Jul	5.2%	5%	4.7%	--
	13:00	GB	ILO Unemployment Rate 3Mths	Jul	3.6%	3.8%	3.8%	--
	13:00	GB	Employment Change 3M/3M	Jul	40k	128k	160k	--
	13:30	CH	Producer & Import Prices MoM	Aug	-0.1%	--	-0.1%	--
	13:30	CH	Producer & Import Prices YoY	Aug	5.5%	--	6.3%	--
	16:00	EZ	ZEW Survey Expectations	Sep	-60.7	-58.3	-54.9	--
	16:00	DE	ZEW Survey Expectations	Sep	-61.9	-60	-55.3	--
	16:00	DE	ZEW Survey Current Situation	Sep	-60.5	-52.2	-47.6	--
	17:00	US	NFIB Small Business Optimism	Aug	91.8	90.5	89.9	--
	19:30	US	CPI MoM	Aug	0.1%	-0.1%	0.0%	--
19:30	US	CPI Ex Food and Energy MoM	Aug	0.6%	0.3%	0.3%	--	
19:30	US	CPI YoY	Aug	8.3%	8.1%	8.5%	--	
19:30	US	CPI Ex Food and Energy YoY	Aug	6.3%	6.1%	5.9%	--	
19:30	US	CPI Index NSA	Aug	296.171	295.53	296.276	--	
19:30	US	CPI Core Index SA	Aug	295.62	--	295.275	--	
19:30	US	Real Avg Hourly Earning YoY	Aug	--	--	-3%	--	
19:30	US	Real Avg Weekly Earnings YoY	Aug	--	--	-3.6%	--	
Wed/14-Sep-22	01:00	US	Monthly Budget Statement	Aug	\$-220b	\$-213.5b	\$-211.1b	\$-211b
	05:45	NZ	BoP Current Account Balance NZD	2Q	NZ\$-5.224b	NZ\$-4.7b	NZ\$-6.143b	NZ\$-6.502b
	05:45	NZ	Current Account GDP Ratio YTD	2Q	-7.7%	-7.4%	-6.5%	--
	06:50	JP	Core Machine Orders MoM	Jul	5.3%	-0.8%	0.9%	--
	06:50	JP	Core Machine Orders YoY	Jul	12.8%	6.6%	6.5%	--

	11:30	JP	Industrial Production MoM	Jul F	0.8%	1%	1%	9.2%
	11:30	JP	Industrial Production YoY	Jul F	-2.0%	--	-2.8%	--
	13:00	GB	CPIH YoY	Aug		--	8.8%	--
	13:00	GB	CPI MoM	Aug	0.5%	0.6%	0.6%	--
	13:00	GB	CPI YoY	Aug	9.9%	10.2%	10.1%	--
	13:00	GB	CPI Core YoY	Aug	6.3%	6.3%	6.2%	--
	13:00	GB	Retail Price Index	Aug		--	343.2	--
	13:00	GB	RPI MoM	Aug	0.6%	0.7%	0.9%	--
	13:00	GB	RPI YoY	Aug	12.3%	12.4%	12.3%	--
	13:00	GB	RPI Ex Mort Int.Payments (YoY)	Aug		--	12.3%	--
	13:00	GB	PPI Output NSA MoM	Aug	-0.1%	0.9%	1.6%	--
	13:00	GB	PPI Output NSA YoY	Aug	16.1%	17.4%	17.1%	--
	13:00	GB	PPI Input NSA MoM	Aug	-1.2%	0.3%	0.1%	0.0%
	13:00	GB	PPI Input NSA YoY	Aug	20.5%	22.4%	22.6%	--
	15:30	HK	Industrial Production YoY	2Q	2.7%	--	-1.2%	-1.3%
	15:30	HK	PPI YoY	2Q		--	2.3%	--
	15:30	GB	House Price Index YoY	Jul	15.5%	7.9%	7.8%	--
	16:00	EZ	Industrial Production SA MoM	Jul	-2.3%	-1%	0.7%	1.1%
	16:00	EZ	Industrial Production WDA YoY	Jul	-2.4%	0.4%	2.4%	2.2%
	19:30	CA	Manufacturing Sales MoM	Jul	-0.9%	-0.9%	-0.8%	-0.1%
	19:30	US	PPI Ex Food and Energy YoY	Aug	7.3%	7.1%	7.6%	--
	19:30	US	PPI Final Demand MoM	Aug	-0.1%	-0.1%	-0.5%	-0.4%
	19:30	US	PPI Ex Food and Energy MoM	Aug	0.4%	0.3%	0.2%	0.3%
	19:30	US	PPI Ex Food, Energy, Trade MoM	Aug		--	0.2%	--
	19:30	US	PPI Final Demand YoY	Aug	8.7%	8.8%	9.8%	--
	19:30	US	PPI Ex Food, Energy, Trade YoY	Aug		--	5.8%	--
	21:30	US	DOE U.S. Crude Oil Inventories	9-Sep	2442k	833k	8844k	--
	21:30	US	DOE Cushing OK Crude Inventory	9-Sep	-135k	--	-501k	--
	21:30	US	DOE U.S. Gasoline Inventories	9-Sep	-1767k	-858k	333k	--
	21:30	US	DOE U.S. Distillate Inventory	9-Sep	4219k	600k	95k	--
	21:30	US	DOE U.S. Refinery Utilization	9-Sep	0.6%	-0.8%	-1.8%	--
Thu/15-Sep-22	05:45	NZ	GDP YoY	2Q	0.4%	0.2%	1.2%	1%
	05:45	NZ	GDP SA QoQ	2Q	1.7%	1%	-0.2%	--
	06:50	JP	Trade Balance	Aug	¥-2817.3b	¥-2398.2b	1436.8b	--
	06:50	JP	Trade Balance Adjusted	Aug	¥-2370b	¥-2031.3b	2133.3b	¥-2160b
	06:50	JP	Exports YoY	Aug	22.1%	23.6%	19%	--
	06:50	JP	Imports YoY	Aug	49.9%	46.7%	47.2%	--
	08:00	AU	Consumer Inflation Expectation	Sep	5.4%	--	5.9%	--
	08:30	AU	Employment Change	Aug	33.5k	35k	-40.9k	-41.0k
	08:30	AU	Unemployment Rate	Aug	3.5%	3.4%	3.4%	--
	08:30	AU	Participation Rate	Aug	66.6%	66.6%	66.4%	--
	08:30	AU	Full Time Employment Change	Aug	58.8k	--	-86.9k	--
	08:30	AU	Part Time Employment Change	Aug	-25.3k	--	46.0k	--
	11:30	JP	Tertiary Industry Index MoM	Jul	-0.6%	-0.1%	-0.2%	-0.4%
	16:00	EZ	Trade Balance SA	Jul	€-34b	-20b	€-30.8b	€-25.4b
	16:00	EZ	Trade Balance NSA	Jul		--	-24.6b	--
	16:15	EZ	ECB's Guindos Speaks					
	18:00	EZ	ECB's Centeno Speaks					
	18:00	GB	Bank of England Bank Rate	15-Sep		2.28%	1.75%	--
	19:30	US	Initial Jobless Claims	10-Sep	213k	226k	222k	218k
	19:30	US	Empire Manufacturing	Sep	-1.5	-13	-31.3	--
	19:30	US	Retail Sales Advance MoM	Aug	0.3%	0.0%	0.0%	-0.4%
	19:30	US	Continuing Claims	3-Sep	1403k	1475k	1473k	1401k
	19:30	US	Retail Sales Ex Auto MoM	Aug	-0.3%	0.1%	0.4%	0.0%
	19:30	US	Retail Sales Ex Auto and Gas	Aug	0.3%	0.9%	0.7%	0.3%
	19:30	US	Retail Sales Control Group	Aug		0.6%	0.8%	--
	19:30	US	Philadelphia Fed Business Outlook	Sep	-9.9	2.8	6.2	--
	19:30	US	Import Price Index MoM	Aug	-1%	-1.2%	-1.4%	-1.5%
	19:30	US	Import Price Index ex Petroleum MoM	Aug		--	-0.7%	--
	19:30	US	Import Price Index YoY	Aug	7.8%	--	8.8%	--
	19:30	US	Export Price Index MoM	Aug	-1.6%	-1.2%	-3.3%	-3.7%
	19:30	US	Export Price Index YoY	Aug	10.8%	--	13.1%	12.9%
	20:00	CA	Existing Home Sales MoM	Aug		--	-5.3%	--
	20:15	US	Industrial Production MoM	Aug	-0.2%	0.1%	0.6%	0.5%

	20:15	US	Manufacturing (SIC) Production	Aug	0.1%	0.0%	0.7%	0.6%
	21:00	US	Business Inventories	Jul	0.6%	0.6%	1.4%	--
Fri/16-Sep-22	05:30	NZ	BusinessNZ Manufacturing PMI	Aug		--	52.7	--
	09:00	CN	Industrial Production YoY	Aug		3.8%	3.8%	--
	09:00	CN	Industrial Production YTD YoY	Aug		3.6%	3.5%	--
	09:00	CN	Retail Sales YoY	Aug		3.2%	2.7%	--
	09:00	CN	Retail Sales YTD YoY	Aug		0.2%	-0.2%	--
	09:00	CN	Surveyed Jobless Rate	Aug		5.4%	5.4%	--
	13:00	GB	Retail Sales Inc Auto Fuel MoM	Aug		--	0.3%	--
	13:00	GB	Retail Sales Inc Auto Fuel YoY	Aug		--	-3.4%	--
	13:00	GB	Retail Sales Ex Auto Fuel MoM	Aug		--	0.4%	--
	13:00	GB	Retail Sales Ex Auto Fuel YoY	Aug		--	-3%	--
	16:00	EZ	CPI YoY	Aug F		9.1%	9.1%	--
	16:00	EZ	CPI MoM	Aug F		--	0.5%	--
	16:00	EZ	CPI Core YoY	Aug F		4.3%	4.3%	--
	19:15	CA	Housing Starts	Aug		--	275.3k	--
	19:30	CA	Wholesale Trade Sales MoM	Jul		--	0.1%	--
	21:00	US	U. of Mich. Sentiment	Sep P		59.3	58.2	--
	21:00	US	U. of Mich. Current Conditions	Sep P		--	58.6	--
	21:00	US	U. of Mich. Expectations	Sep P		--	58	--
	21:00	US	U. of Mich. 1 Yr Inflation	Sep P		--	4.8%	--
	21:00	US	U. of Mich. 5-10 Yr Inflation	Sep P		--	2.9%	--
Sat/17-Sep-22	00:00	US	Baker Hughes U.S. Rig Count	16-Sep		--	--	--

EUR/USD

Interest Rate: 0.50% (EU)/2.25%-2.50% (US)



RESISTANCE	1.00846	
	1.00507	
	1.00228	
SUPPORT	0.99610	
	0.99271	
	0.98992	
SUGGESTION	BUY	---
	SELL	1.0005
	S/L	1.0035
	T/P:	0.9960 0.9935

DATE	OPEN	HIGH	LOW	RANGE	CLOSE	CHANGE	PREVIOUS
Sep 15	0.99781	1.00169	0.99551	61,8	0.99948	↑ 16,4	0.99784

WEEKLY		SEPTEMBER		2022	
HIGH	LOW	HIGH	LOW	HIGH	LOW
1.01969 (12/Sep)	0.99548 (14/Sep)	1.01969 (12/Sep)	0.98631 (06/Sep)	1.14941 (10/Feb)	0.98631 (06/Sep)

All price & chart based on Valbury MT4 Platform

USDJPY

Interest Rate: 2.25%-2.50% (US)/-0.10% (JP)



RESISTANCE	144.917	
	144.355	
	143.912	
SUPPORT	142.907	
	142.345	
	141.902	
SUGGESTION	BUY	143.40
	SELL	---
	S/L	142.95
	T/P:	143.90 144.35

DATE	OPEN	HIGH	LOW	RANGE	CLOSE	CHANGE	PREVIOUS
Sep 15	143.122	143.793	142.788	100,5	143.469	↑ 35,2	143.117

WEEKLY		SEPTEMBER		2022	
HIGH	LOW	HIGH	LOW	HIGH	LOW
144.952 (14/Sep)	141.594 (13/Sep)	144.980 (07/Sep)	139.016 (01/Sep)	144.980 (07/Sep)	113.463 (24/Jan)

GBP/USD

Interest Rate: 1.25% (GB)/ 2.25%-2.50% (US)



RESISTANCE	1.16089	
	1.15787	
	1.15206	
SUPPORT	1.14323	
	1.14021	
	1.13440	
SUGGESTION	BUY	---
	SELL	1.1480
	S/L	1.1520
	T/P:	1.1410 1.1380

DATE	OPEN	HIGH	LOW	RANGE	CLOSE	CHANGE	PREVIOUS
Sep 15	1.15385	1.15486	1.14603	88,3	1.14624	↓ 76,1	1.15385

WEEKLY		SEPTEMBER		2022	
HIGH	LOW	HIGH	LOW	HIGH	LOW
1.17371 (13/Sep)	1.14603 (15/Sep)	1.17371 (13/Sep)	1.14043 (07/Sep)	1.37477 (13/Jan)	1.14043 (07/Sep)

All price & chart based on Valbury MT4 Platform

USD/CHF

Interest Rate: 2.25%-2.50% (US)/ -0.25% (CH)



RESISTANCE	0.97355	
	0.96884	
	0.96498	
SUPPORT	0.95641	
	0.95170	
	0.94784	
SUGGESTION	BUY	0.9600
	SELL	---
	S/L	0.9560
	T/P:	0.9670 0.9700

DATE	OPEN	HIGH	LOW	RANGE	CLOSE	CHANGE	PREVIOUS
Sep 15	0.96226	0.96412	0.95555	85,7	0.96113	↓ 11,8	0.96231

WEEKLY		SEPTEMBER		2022	
HIGH	LOW	HIGH	LOW	HIGH	LOW
0.96412 (15/Sep)	0.94786 (13/Sep)	0.98686 (07/Sep)	0.94786 (13/Sep)	1.00634 (16/May)	0.90908 (13/Jan)

AUD/USD

Interest Rate: 2.35% (AU)/ 2.25%-2.50% (US)



RESISTANCE	0.68204	
	0.67949	
	0.67461	
SUPPORT	0.66718	
	0.66463	
	0.65975	
SUGGESTION	BUY	---
	SELL	0.6705
	S/L	0.6730
	T/P:	0.6670 0.6645

DATE	OPEN	HIGH	LOW	RANGE	CLOSE	CHANGE	PREVIOUS
Sep 15	0.67482	0.67694	0.66951	74,3	0.66974	↓ 49,2	0.67466

WEEKLY		SEPTEMBER		2022	
HIGH	LOW	HIGH	LOW	HIGH	LOW
0.69152 (13/Sep)	0.66951 (15/Sep)	0.69152 (13/Sep)	0.66951 (15/Sep)	0.76603 (05/Apr)	0.66806 (14/Jul)

All price & chart based on Valbury MT4 Platform

NZD/USD

Interest Rate: 3.00% (NZ)/ 2.25%-2.50% (US)



RESISTANCE	0.60698	
	0.60475	
	0.60059	
SUPPORT	0.59420	
	0.59197	
	0.58781	
SUGGESTION	BUY	---
	SELL	0.5970
	S/L	0.5990
	T/P:	0.5940 0.5920

DATE	OPEN	HIGH	LOW	RANGE	CLOSE	CHANGE	PREVIOUS
Sep 15	0.60039	0.60253	0.59614	63,9	0.59643	↓ 39,6	0.60039

WEEKLY		SEPTEMBER		2022	
HIGH	LOW	HIGH	LOW	HIGH	LOW
0.61603 (13/Sep)	0.59614 (15/Sep)	0.61603 (13/Sep)	0.59614 (15/Sep)	0.70331 (05/Apr)	0.59614 (15/Sep)

USD/CAD

Interest Rate: 2.25%-2.50% (US)/ 3.25% (CA)



RESISTANCE	1.33471	
	1.32930	
	1.32606	
SUPPORT	1.31741	
	1.31200	
	1.30876	
SUGGESTION	BUY	1.3220
	SELL	---
	S/L	1.3190
	T/P:	1.3260 1.3290

DATE	OPEN	HIGH	LOW	RANGE	CLOSE	CHANGE	PREVIOUS
Sep 15	1.31593	1.32389	1.31524	86,5	1.32282	↑ 68,3	1.31599

WEEKLY		SEPTEMBER		2022	
HIGH	LOW	HIGH	LOW	HIGH	LOW
1.32389 (15/Sep)	1.29526 (13/Sep)	1.32389 (15/Sep)	1.29526 (13/Sep)	1.32389 (15/Sep)	1.24016 (05/Apr)

All price & chart based on Valbury MT4 Platform

EURJPY

Interest Rate: 0.00% (EU)/-0.10% (JP)



RESISTANCE	145.003	
	144.338	
	143.884	
SUPPORT	142.765	
	142.100	
	141.646	
SUGGESTION	BUY	143.35
	SELL	---
	S/L	142.90
	T/P:	143.90 144.35

DATE	OPEN	HIGH	LOW	RANGE	CLOSE	CHANGE	PREVIOUS
Sep 15	142.859	143.673	142.554	111,9	143.430	↑ 57,3	142.857

WEEKLY		SEPTEMBER		2022	
HIGH	LOW	HIGH	LOW	HIGH	LOW
145.629 (12/Sep)	142.287 (14/Sep)	145.629 (12/Sep)	138.682 (05/Sep)	145.629 (12/Sep)	124.384 (07/Mar)

GOLD (XAU/USD)



RESISTANCE	1726.05	
	1712.07	
	1688.14	
SUPPORT	1650.23	
	1636.25	
	1612.32	
SUGGESTION	BUY	---
	SELL	1667.00
	S/L	1688.00
	T/P:	1650.00 1636.00

DATE	OPEN	HIGH	LOW	RANGE	CLOSE	CHANGE	PREVIOUS
Sep 15	1697.06	1698.09	1660.18	37.91	1664.21	↓ 33.01	1697.22

WEEKLY		SEPTEMBER		2022	
HIGH	LOW	HIGH	LOW	HIGH	LOW
1734.97 (12/Sep)	1660.18 (15/Sep)	1734.97 (12/Sep)	1660.18 (15/Sep)	2070.27 (08/Mar)	1660.18 (15/Sep)

All price & chart based on Valbury MT4 Platform

SILVER – XAG/USD



RESISTANCE	20.056	
	19.850	
	19.499	
SUPPORT	18.942	
	18.736	
	18.385	
SUGGESTION	BUY	---
	SELL	19.25
	S/L	19.50
	T/P:	18.95 18.70

DATE	OPEN	HIGH	LOW	RANGE	CLOSE	CHANGE	PREVIOUS
Sep 15	19.596	19.644	19.087	0.557	19.148	↓ 0.463	19.611

WEEKLY		SEPTEMBER		2022	
HIGH	LOW	HIGH	LOW	HIGH	LOW
19.989 (12/Sep)	18.823 (12/Sep)	19.989 (12/Sep)	17.536 (01/Sep)	26.927 (08/Mar)	17.536 (01/Sep)

OIL WTI – CL-OKT/USD
(Exp. 16 September 2022)



DATE	OPEN	HIGH	LOW	RANGE	CLOSE	CHANGE	PREVIOUS
Sep 15	88.92	89.15	84.55	4.60	85.13	↓ 3.86	88.99

WEEKLY		SEPTEMBER		2022	
HIGH	LOW	HIGH	LOW	HIGH	LOW
90.19 (14/Sep)	84.55 (15/Sep)	90.39 (05/Sep)	81.21 (08/Sep)	130.57 (07/Mar)	74.27 (03/Jan)

All price & chart based on Valbury MT4 Platform

PT. Valbury Asia Futures

Disclaimer

All contents of this report have been prepared by the Research Dept. of Valbury Asia Futures and are provided solely for informational purpose. We have taken reasonable measures to ensure the accuracy of the report, however, do not guarantee its accuracy and will not accept liability for any consequential loss or damage which may arise directly or indirectly from any use of the report.

Published by RESEARCH DEPARTMENT – PT VALBURY ASIA FUTURES
Menara Karya 9th Floor, Jl. HR Rasuna Said Blok X-5 Kav. 1-2 Jakarta 12950 Indonesia
Phone : +6221-25533777, Email: research@valbury.com