








Daily Outlook

GLOBAL MARKETS & ECONOMIES | WEEKLY ECONOMIC INDICATORS | CURRENCIES | PRECIOUS METAL | O I L |

Counter	News	Trend	Support	Resistance
 EURUSD	EURUSD – Harga turun setelah Euro bergejolak terhadap USD karena investor mencoba untuk menginterpretasikan laporan bahwa rudal Rusia yang melintas tersesat mungkin telah mengenai anggota NATO Polandia, yang menewaskan dua orang. <i>Resistance di 1.0457, support di 1.0255</i>	↓	1.0255	1.0457
 USDJPY	USDJPY – Harga yen menguat setelah USD turun karena investor mencoba menafsirkan laporan rudal Rusia yang menyimpang mungkin telah mengenai negara anggota NATO Polandia yang menewaskan dua orang, sebelumnya data PPI AS meningkat 0.2% lebih rendah dari perkiraan. Fokus hari ini pada rilis data penjualan ritel AS. <i>Resistance 140.71, support 137.76</i>	↓	137.76	140.71
 USDCHF	USDCHF – Harga naik setelah Euro bergejolak terhadap USD karena investor mencoba untuk menginterpretasikan laporan bahwa rudal Rusia yang melintas tersesat mungkin telah mengenai anggota NATO Polandia, yang menewaskan dua orang. <i>Resistance utama 0.9490, support 0.9371</i>	↑	0.9371	0.9490
 GBPUSD	GBPUSD – Pound Sterling ditutup menguat menjelang rencana anggaran pemerintah Inggris yang keras yang akan keluar akhir pekan ini dan setelah data menunjukkan tingkat pengangguran Inggris tiba-tiba naik dan lowongan turun untuk laporan kelima berturut-turut karena pengusaha khawatir tentang ekonomi. <i>Resistance utama 1.2013, support 1.1725</i>	↓	1.1725	1.2013
 AUDUSD	AUDUSD – Harga naik setelah USD melemah karena investor mencoba menafsirkan laporan rudal Rusia yang menyimpang mungkin telah mengenai negara anggota NATO Polandia yang menewaskan dua orang, sebelumnya data PPI AS meningkat 0.2% lebih rendah dari perkiraan. Fokus hari ini pada rilis data penjualan ritel AS. <i>Resistance 0.6807, support 0.6695</i>	↑	0.6695	0.6807
 XAUUSD	XAUUSD – Harga emas naik tipis mendekati level tertinggi dalam tiga bulan yang dicapai pada hari sebelumnya setelah berita dua orang tewas di Polandia timur dekat perbatasan Ukraina akibat hantaman rudal dari Rusia. <i>Resistance 1787.70, support 1768.19</i>	↑	1768.19	1787.70
 CLc1 (WTI)	Oil – Harga minyak naik dan ditutup lebih tinggi setelah berita pasokan minyak ke Hongaria melalui pipa minyak Druzhba telah dihentikan sementara karena penurunan tekanan. <i>Resistance 88.99, support 84.41</i>	↑	84.41	88.99

ECONOMIC INDICATORS

DATE	WIB	CT Y	INDICATORS	PER	ACTUAL	FORECAST	PREV.	REV.
Mon/14-Nov-22	04:30	NZ	Performance Services Index	Oct	57.4	--	55.8	55.9
	04:30	US	Fed's Waller Discusses the Economic Outlook					
	07:01	GB	Rightmove House Prices MoM	Nov	-1.1%	--	0.9%	--
	07:01	GB	Rightmove House Prices YoY	Nov		--	7.8%	--
	14:30	CH	Producer & Import Prices MoM	Oct	0.0%	--	0.2%	--
	14:30	CH	Producer & Import Prices YoY	Oct	4.9%	--	5.4%	--
	17:00	EZ	ECB's Panetta Speaks					
	17:00	EZ	Industrial Production SA MoM	Sep	0.9%	0.3%	1.5%	2%
	17:00	EZ	Industrial Production WDA YoY	Sep	4.9%	2.8%	2.5%	2.8%
	23:15	EZ	ECB's Centeno Speaks at Bank of Portugal Event					
	23:15	EZ	ECB's Guindos Speaks in Frankfurt					
	23:30	US	Fed's Brainard Discusses the Economic Outlook					
Tue/15-Nov-22	03:00	NZ	REINZ House Sales YoY	Oct		--	-10.9%	--
	06:30	US	Fed's Williams Moderates Panel at the Economic Club of...					
	06:50	JP	GDP Annualized SA QoQ	3Q P	-1.2%	1.1%	3.5%	4.6%
	06:50	JP	GDP SA QoQ	3Q P	-0.3%	0.3%	0.9%	1.1%
	06:50	JP	GDP Nominal SA QoQ	3Q P		0.2%	0.6%	--
	06:50	JP	GDP Deflator YoY	3Q P	-0.5%	-0.6%	-0.3%	--
	06:50	JP	GDP Private Consumption QoQ	3Q P	0.3%	0.2%	1.2%	--
	06:50	JP	GDP Business Spending QoQ	3Q P		2.2%	2%	--
	06:50	JP	Inventory Contribution % GDP	3Q P		0.0%	-0.3%	--
	06:50	JP	Net Exports Contribution % GDP	3Q P		-0.3%	0.1%	--
	07:30	AU	RBA Minutes of Nov. Policy Meeting					
	09:00	CN	Industrial Production YoY	Oct	5%	5.2%	6.3%	--
	09:00	CN	Industrial Production YTD YoY	Oct	4%	4%	3.9%	--
	09:00	CN	Retail Sales YoY	Oct	-0.5%	1%	2.5%	--
	09:00	CN	Retail Sales YTD YoY	Oct	0.58%	0.8%	0.7%	0.71%
	09:00	CN	Surveyed Jobless Rate	Oct	5.5%	5.5%	5.5%	--
	10:00	EZ	ECB's Villeroy speaks in Tokyo					
	11:30	JP	Industrial Production MoM	Sep F	-1.7%	-1.6%	3.4%	--
	11:30	JP	Industrial Production YoY	Sep F	9.6%	--	5.8%	--
	11:30	JP	Capacity Utilization MoM	Sep	-0.4%	--	1.2%	--
	13:10	EZ	ECB's Villeroy speaks in Tokyo					
	14:00	GB	Payrolled Employees Monthly Change	Oct		--	69k	--
	14:00	GB	Claimant Count Rate	Oct	3.3k	17.3k	3.9%	--
	14:00	GB	Jobless Claims Change	Oct		--	25.5k	--
	14:00	GB	Average Weekly Earnings 3M/YoY	Sep	6%	5.9%	6.1%	--
	14:00	GB	Weekly Earnings ex Bonus 3M/YoY	Sep	5.7%	5.5%	5.5%	--
	14:00	GB	ILO Unemployment Rate 3Mths	Sep	3.6%	3.5%	3.5%	--
	14:00	GB	Employment Change 3M/3M	Sep	-52k	-25k	-109k	--
	17:00	EZ	ZEW Survey Expectations	Nov	-38.7	--	-59.7	--
	17:00	EZ	Trade Balance SA	Sep		--	-47.3b	--
	17:00	EZ	Trade Balance NSA	Sep	-34.4b	-44.5b	-50.9b	-52.4b
	17:00	EZ	Employment QoQ	3Q P	0.2%	0.3%	0.4%	--
	17:00	EZ	Employment YoY	3Q P	1.7%	1.8%	2.7%	--
	17:00	EZ	GDP SA QoQ	3Q P	0.2%	0.2%	0.8%	--
	17:00	EZ	GDP SA YoY	3Q P	2.1%	2.1%	4.3%	--
	17:00	DE	ZEW Survey Expectations	Nov	-36.7	-50	-59.2	--
	17:00	DE	ZEW Survey Current Situation	Nov	-64.5	-68.4	-72.2	--
	20:30	CA	Manufacturing Sales MoM	Sep	0%	-0.5%	-2%	--
	20:30	CA	Wholesale Trade Sales MoM	Sep	0.1%	-0.2%	1.4%	--
	20:30	US	Empire Manufacturing	Nov	4.5	-5	-9.1	--
	20:30	US	PPI Final Demand MoM	Oct	0.2%	0.4%	0.4%	0.2%
	20:30	US	PPI Ex Food and Energy MoM	Oct	0%	0.3%	0.3%	0.2%
20:30	US	PPI Ex Food, Energy, Trade MoM	Oct		0.3%	0.4%	--	
20:30	US	PPI Final Demand YoY	Oct	6.8%	8.3%	8.5%	8.4%	
20:30	US	PPI Ex Food and Energy YoY	Oct	6.7%	7.2%	7.2%	--	
20:30	US	PPI Ex Food, Energy, Trade YoY	Oct		--	5.6%	--	
21:00	CA	Existing Home Sales MoM	Oct		--	-3.9%	--	
21:00	US	Fed's Harker Discusses the Economic Outlook						
21:00	US	Fed's Cook Discusses Post-Covid Challenges Facing Women						
22:00	US	Fed Vice Chair for Supervision Barr Speaks Before Senate Panel						
Wed/16-Nov-22	N/A	EZ	ECB Financial Stability Review (provisional date)					

	00:30	EZ	ECB's Elderson Speaks					
	06:30	AU	Westpac Leading Index MoM	Oct	--	-0.04%	--	
	06:50	JP	Core Machine Orders YoY	Sep	7.2%	9.7%	--	
	06:50	JP	Core Machine Orders MoM	Sep	0.7%	-5.8%	--	
	07:30	AU	Wage Price Index QoQ	3Q	0.9%	0.7%	--	
	07:30	AU	Wage Price Index YoY	3Q	3%	2.6%	--	
	11:30	JP	Tertiary Industry Index MoM	Sep	0.6%	0.7%	--	
	14:00	GB	CPIH YoY	Oct	--	8.8%	--	
	14:00	GB	CPI MoM	Oct	--	0.5%	--	
	14:00	GB	CPI YoY	Oct	10.5%	10.1%	--	
	14:00	GB	CPI Core YoY	Oct	--	6.5%	--	
	14:00	GB	Retail Price Index	Oct	--	347.6	--	
	14:00	GB	RPI MoM	Oct	--	0.7%	--	
	14:00	GB	RPI YoY	Oct	--	12.6%	--	
	14:00	GB	RPI Ex Mort Int.Payments (YoY)	Oct	--	12.4%	--	
	14:00	GB	PPI Output NSA MoM	Oct	--	0.2%	--	
	14:00	GB	PPI Output NSA YoY	Oct	--	15.9%	--	
	14:00	GB	PPI Input NSA MoM	Oct	--	0.4%	--	
	14:00	GB	PPI Input NSA YoY	Oct	--	20%	--	
	16:30	GB	House Price Index YoY	Sep	--	13.6%	--	
	19:45	EZ	ECB's Villeroy speaks in Paris					
	20:15	CA	Housing Starts	Oct	275.0k	299.6k	--	
	20:30	CA	CPI NSA MoM	Oct	0.7%	0.1%	--	
	20:30	CA	CPI YoY	Oct	6.8%	6.9%	--	
	20:30	CA	Consumer Price Index	Oct	--	152.7	--	
	20:30	CA	CPI Core- Common YoY%	Oct	5.9%	6%	--	
	20:30	CA	CPI Core- Median YoY%	Oct	4.8%	4.7%	--	
	20:30	CA	CPI Core- Trim YoY%	Oct	--	5.2%	--	
	20:30	US	Retail Sales Advance MoM	Oct	0.9%	0.0%	--	
	20:30	US	Retail Sales Ex Auto MoM	Oct	0.5%	0.1%	--	
	20:30	US	Retail Sales Ex Auto and Gas	Oct	0.2%	0.3%	--	
	20:30	US	Retail Sales Control Group	Oct	0.2%	0.4%	--	
	20:30	US	Import Price Index MoM	Oct	-0.5%	-1.2%	--	
	20:30	US	Import Price Index ex Petroleum MoM	Oct	--	-0.5%	--	
	20:30	US	Import Price Index YoY	Oct	--	6%	--	
	20:30	US	Export Price Index MoM	Oct	-0.5%	-0.8%	--	
	20:30	US	Export Price Index YoY	Oct	--	9.5%	--	
	21:15	GB	BOE's Bailey testifies to Parliament					
	21:15	US	Industrial Production MoM	Oct	0.2%	0.4%	--	
	21:15	US	Capacity Utilization	Oct	80.4%	80.3%	--	
	21:15	US	Manufacturing (SIC) Production	Oct	0.3%	0.4%	--	
	21:50	US	Fed's Williams Speaks at 2022 Treasury Market Conference					
	22:00	EZ	ECB's Lagarde Speaks					
	22:00	EZ	ECB's Panetta Speaks					
	22:00	US	Fed's Barr Testifies Before House Panel					
	22:00	US	Business Inventories	Sep	0.5%	0.8%	--	
	22:00	US	NAHB Housing Market Index	Nov	36	38	--	
	22:30	US	DOE U.S. Crude Oil Inventories	11-Nov	--	3925k	--	
	22:30	US	DOE Cushing OK Crude Inventory	11-Nov	--	-923k	--	
	22:30	US	DOE U.S. Gasoline Inventories	11-Nov	--	-900k	--	
	22:30	US	DOE U.S. Distillate Inventory	11-Nov	--	-521k	--	
	22:30	US	DOE U.S. Refinery Utilization	11-Nov	--	1.5%	--	
Thu/17-Nov-22	02:35	US	Fed's Waller Discusses the Economic Outlook					
	04:45	NZ	PPI Input QoQ	3Q	--	3.1%	--	
	04:45	NZ	PPI Output QoQ	3Q	--	2.4%	--	
	06:50	JP	Imports YoY	Oct	50.5%	45.9%	--	
	06:50	JP	Trade Balance	Oct	-¥1689.0b	¥2094.0b	--	
	06:50	JP	Trade Balance Adjusted	Oct	-¥2021.5b	¥2009.8b	--	
	06:50	JP	Exports YoY	Oct	28.7%	28.9%	--	
	07:30	AU	Part Time Employment Change	Oct	--	-12.4k	--	
	07:30	AU	Employment Change	Oct	15.0k	0.9k	--	
	07:30	AU	Unemployment Rate	Oct	3.5%	3.5%	--	
	07:30	AU	Participation Rate	Oct	66.6%	66.6%	--	

	07:30	AU	Full Time Employment Change	Oct		--	13.3k	--
	14:00	CH	Exports Real MoM	Oct		--	0.4%	--
	14:00	CH	Imports Real MoM	Oct		--	0.9%	--
	15:30	HK	Unemployment Rate SA	Oct		--	3.9%	--
	17:00	EZ	Construction Output MoM	Sep		--	-0.6%	--
	17:00	EZ	Construction Output YoY	Sep		--	2.3%	--
	17:00	EZ	CPI YoY	Oct F		10.7%	9.9%	--
	17:00	EZ	CPI MoM	Oct F		1.5%	1.5%	--
	17:00	EZ	CPI Core YoY	Oct F		5%	5%	--
	19:30	GB	BOE's Huw Pill speaks					
	20:00	US	Fed's Bullard Discussed the Economy and Monetary Policy					
	20:30	US	Housing Starts	Oct		1420k	1439k	--
	20:30	US	Building Permits	Oct		1517k	1564k	--
	20:30	US	Housing Starts MoM	Oct		-1.3%	-8.1%	--
	20:30	US	Building Permits MoM	Oct		-3%	1.4%	--
	20:30	US	Philadelphia Fed Business Outlook	Nov		-6	-8.7	--
	20:30	US	Initial Jobless Claims	12-Nov		--	225k	--
	20:30	US	Continuing Claims	5-Nov		--	1493k	--
	21:15	US	Fed's Bowman Discusses Financial Literacy and Inclusion					
	21:30	GB	BOE's Tenreyro speaks					
	21:40	US	Fed's Mester Speaks at Financial Stability Conference					
	22:00	EZ	ECB's Villeroy speaks in Lyon, France					
	22:40	US	Fed's Jefferson and Kashkari Take Part in Panel Discussion					
Fri/18-Nov-22	01:45	US	Fed's Kashkari Takes Part in Moderated Q&A					
	06:30	JP	Natl CPI YoY	Oct		3.7%	3%	--
	06:30	JP	Natl CPI Ex Fresh Food YoY	Oct		3.5%	3%	--
	06:30	JP	Natl CPI Ex Fresh Food, Energy YoY	Oct		2.4%	1.8%	--
	07:01	GB	GfK Consumer Confidence	Nov		--	-47	--
	14:00	GB	Retail Sales Inc Auto Fuel MoM	Oct		--	-1.4%	--
	14:00	GB	Retail Sales Inc Auto Fuel YoY	Oct		--	-6.9%	--
	14:00	GB	Retail Sales Ex Auto Fuel MoM	Oct		--	-1.5%	--
	14:00	GB	Retail Sales Ex Auto Fuel YoY	Oct		--	-6.2%	--
	14:30	CH	Industry & Construction Output WDA YoY	3Q		--	4.1%	--
	14:30	CH	Industrial Output WDA YoY	3Q		--	5.1%	--
	15:30	EZ	ECB's Lagarde Speaks					
	20:00	EZ	Bundesbank Chief Nagel Speaks in Frankfurt					
	20:15	EZ	ECB's Knot Speaks in Frankfurt					
	20:15	GB	BOE's Catherine Mann Speaks in Frankfurt					
	20:30	CA	Industrial Product Price MoM	Oct		--	0.1%	--
	22:00	US	Existing Home Sales	Oct		4.37m	4.71m	--
	22:00	US	Existing Home Sales MoM	Oct		-7.3%	-1.5%	--
	22:00	US	Leading Index	Oct		-0.4%	-0.4%	--
Sat/19-Nov-22	00:15	GB	BOE's Haskel speaks					
	01:00	US	Baker Hughes U.S. Rig Count	18-Nov		--	--	--

EUR/USD

Interest Rate: 2.00% (EU) / 3.75% - 4.00% (US)



RESISTANCE	1.06591	
	1.05701	
	1.04574	
SUPPORT	1.02557	
	1.01667	
	1.00540	
SUGGESTION	BUY	---
	SELL	1.0375
	S/L	1.0455
	T/P:	1.0235 1.0175

DATE	OPEN	HIGH	LOW	RANGE	CLOSE	CHANGE	PREVIOUS
Nov 15	1.03218	1.04810	1.02793	201,7	1.03448	↑ 22,9	1.03219

WEEKLY		NOVEMBER		2022	
HIGH	LOW	HIGH	LOW	HIGH	LOW
1.04810 (15/Nov)	1.02705 (14/Nov)	1.04810 (15/Nov)	0.97294 (03/Nov)	1.14941 (10/Feb)	0.95351 (28/Sep)

All price & chart based on Valbury MT4 Platform

USDJPY

Interest Rate: 3.75% - 4.00% (US) / -0.10% (JP)



RESISTANCE	143.664	
	142.142	
	140.713	
SUPPORT	137.762	
	136.240	
	134.811	
SUGGESTION	BUY	---
	SELL	139.35
	S/L	140.70
	T/P:	137.75 136.40

DATE	OPEN	HIGH	LOW	RANGE	CLOSE	CHANGE	PREVIOUS
Nov 15	140.034	140.619	137.668	295,1	139.285	↓ 75,3	140.038

WEEKLY		NOVEMBER		2022	
HIGH	LOW	HIGH	LOW	HIGH	LOW
140.789 (14/Nov)	137.668 (15/Nov)	148.815 (01/Nov)	137.668 (15/Nov)	151.933 (21/Oct)	113.463 (24/Jan)

GBP/USD

Interest Rate: 3.00% (GB)/ 3.75% - 4.00% (US)



RESISTANCE	1.23017	
	1.21647	
	1.20138	
SUPPORT	1.17259	
	1.15889	
	1.14380	
SUGGESTION	BUY	---
	SELL	1.1890
	S/L	1.1970
	T/P:	1.1755 1.1690

DATE	OPEN	HIGH	LOW	RANGE	CLOSE	CHANGE	PREVIOUS
Nov 15	1.17526	1.20277	1.17398	287,9	1.18629	↑ 112,0	1.17509

WEEKLY		NOVEMBER		2022	
HIGH	LOW	HIGH	LOW	HIGH	LOW
1.20277 (15/Nov)	1.17092 (14/Nov)	1.20277 (15/Nov)	1.11461 (04/Nov)	1.37477 (13/Jan)	1.03581 (26/Sep)

All price & chart based on Valbury MT4 Platform

USD/CHF

Interest Rate: 3.75% - 4.00% (US)/ 0.50% (CH)



RESISTANCE	0.96084	
	0.95414	
	0.94900	
SUPPORT	0.93716	
	0.93046	
	0.92532	
SUGGESTION	BUY	0.9415
	SELL	---
	S/L	0.9365
	T/P:	0.9495 0.9535

DATE	OPEN	HIGH	LOW	RANGE	CLOSE	CHANGE	PREVIOUS
Nov 15	0.94279	0.94743	0.93559	118,4	0.94387	↑ 12,6	0.94261

WEEKLY		NOVEMBER		2022	
HIGH	LOW	HIGH	LOW	HIGH	LOW
0.94882 (14/Nov)	0.93559 (15/Nov)	1.01466 (03/Nov)	0.93559 (15/Nov)	1.01468 (21/Oct)	0.90908 (13/Jan)

AUD/USD

Interest Rate: 2.85% (AU) / 3.75% - 4.00% (US)



DATE	OPEN	HIGH	LOW	RANGE	CLOSE	CHANGE	PREVIOUS
Nov 15	0.66985	0.67966	0.66846	112,0	0.67571	↑ 58,5	0.66986

WEEKLY		NOVEMBER		2022	
HIGH	LOW	HIGH	LOW	HIGH	LOW
0.67966 (15/Nov)	0.66628 (14/Nov)	0.67966 (15/Nov)	0.62713 (03/Nov)	0.76603 (05/Apr)	0.61692 (13/Oct)

All price & chart based on Valbury MT4 Platform

NZD/USD

Interest Rate: 3.50% (NZ) / 3.75% - 4.00% (US)



DATE	OPEN	HIGH	LOW	RANGE	CLOSE	CHANGE	PREVIOUS
Nov 15	0.60928	0.62024	0.60844	118,0	0.61572	↑ 64,3	0.60929

WEEKLY		NOVEMBER		2022	
HIGH	LOW	HIGH	LOW	HIGH	LOW
0.62024 (15/Nov)	0.60606 (14/Nov)	0.62024 (15/Nov)	0.57396 (03/Nov)	0.70331 (05/Apr)	0.55109 (13/Oct)

USD/CAD

Interest Rate: 3.75% - 4.00% (US) / 3.75% (CA)



RESISTANCE	1.34421	
	1.33886	
	1.33320	
SUPPORT	1.32219	
	1.31684	
	1.31118	
SUGGESTION	BUY	---
	SELL	1.3280
	S/L	1.3330
	T/P:	1.3220 1.3170

DATE	OPEN	HIGH	LOW	RANGE	CLOSE	CHANGE	PREVIOUS
Nov 15	1.33143	1.33352	1.32251	110,1	1.32753	↓ 37,0	1.33123

WEEKLY		NOVEMBER		2022	
HIGH	LOW	HIGH	LOW	HIGH	LOW
1.33352 (15/Nov)	1.32251 (15/Nov)	1.38073 (03/Nov)	1.32251 (15/Nov)	1.39768 (13/Oct)	1.24016 (05/Apr)

All price & chart based on Valbury MT4 Platform

EURJPY

Interest Rate: 2.00% (EU) / -0.10% (JP)



RESISTANCE	147.181	
	146.266	
	145.174	
SUPPORT	143.167	
	142.252	
	141.160	
SUGGESTION	BUY	---
	SELL	144.25
	S/L	145.15
	T/P:	143.15 142.25

DATE	OPEN	HIGH	LOW	RANGE	CLOSE	CHANGE	PREVIOUS
Nov 15	144.559	145.352	143.345	200,7	144.081	↓ 47,8	144.559

WEEKLY		NOVEMBER		2022	
HIGH	LOW	HIGH	LOW	HIGH	LOW
145.352 (15/Nov)	143.345 (15/Nov)	147.111 (01/Nov)	142.552 (11/Nov)	148.393 (21/Oct)	124.384 (07/Mar)

GOLD (XAU/USD)



RESISTANCE	1807.21	
	1796.82	
	1787.70	
SUPPORT	1768.19	
	1757.80	
	1748.68	
SUGGESTION	BUY	1777.00
	SELL	---
	S/L	1768.00
	T/P:	1787.00 1796.00

DATE	OPEN	HIGH	LOW	RANGE	CLOSE	CHANGE	PREVIOUS
Nov 15	1770.15	1786.42	1766.91	19.51	1778.59	↑ 7.45	1771.14

WEEKLY		NOVEMBER		2022	
HIGH	LOW	HIGH	LOW	HIGH	LOW
1786.42 (15/Nov)	1753.13 (14/Nov)	1786.42 (15/Nov)	1616.50 (03/Nov)	2070.27 (08/Mar)	1614.69 (28/Sep)

All price & chart based on Valbury MT4 Platform

SILVER – XAG/USD



RESISTANCE	22.914	
	22.569	
	22.053	
SUPPORT	21.192	
	20.847	
	20.331	
SUGGESTION	BUY	21.50
	SELL	---
	S/L	21.20
	T/P:	22.05 22.35

DATE	OPEN	HIGH	LOW	RANGE	CLOSE	CHANGE	PREVIOUS
Nov 15	21.950	22.223	21.362	0.861	21.538	↓ 0.425	21.963

WEEKLY		NOVEMBER		2022	
HIGH	LOW	HIGH	LOW	HIGH	LOW
22.223 (15/Nov)	21.272 (14/Nov)	22.223 (15/Nov)	18.812 (03/Nov)	26.927 (08/Mar)	17.536 (01/Sep)

OIL WTI – CL-DEC/USD
(Exp. 17 November 2022)



RESISTANCE	93.57	
	91.12	
	88.99	
SUPPORT	84.41	
	81.96	
	79.83	
SUGGESTION	BUY	86.55
	SELL	---
	S/L	84.40
	T/P:	89.00 91.15

DATE	OPEN	HIGH	LOW	RANGE	CLOSE	CHANGE	PREVIOUS
Nov 15	85.26	88.67	84.09	4.58	86.86	↑ 1.63	85.23

WEEKLY		NOVEMBER		2022	
HIGH	LOW	HIGH	LOW	HIGH	LOW
89.85 (14/Nov)	84.09 (15/Nov)	93.75 (07/Nov)	84.09 (15/Nov)	130.57 (07/Mar)	74.27 (03/Jan)

All price & chart based on Valbury MT4 Platform

PT. Valbury Asia Futures

Disclaimer

All contents of this report have been prepared by the Research Dept. of Valbury Asia Futures and are provided solely for informational purpose. We have taken reasonable measures to ensure the accuracy of the report, however, do not guarantee its accuracy and will not accept liability for any consequential loss or damage which may arise directly or indirectly from any use of the report.

Published by RESEARCH DEPARTMENT – PT VALBURY ASIA FUTURES
Menara Karya 9th Floor, Jl. HR Rasuna Said Blok X-5 Kav. 1-2 Jakarta 12950 Indonesia
Phone : +6221-25533777, Email: research@valbury.com