








Daily Outlook

GLOBAL MARKETS & ECONOMIES | WEEKLY ECONOMIC INDICATORS | CURRENCIES | PRECIOUS METAL | O I L |

Counter	News	Trend	Support	Resistance
 EURUSD	EURUSD – Harga turun setelah USD Dolar ditutup menguat pada hari Rabu karena pembelian safe-haven setelah saham Credit Suisse jatuh menyusul pengungkapan "kelemahan" dalam pelaporan keuangannya yang memperbaharui kekhawatiran investor bahwa krisis perbankan global yang meluas mungkin sedang terjadi. Resistance utama di 1.0719, support di 1.0476	↓	1.0476	1.0719
 USDJPY	USDJPY – Harga yen menguat terhadap USD setelah saham Credit Suisse jatuh menyusul pengungkapan "kelemahan" dalam pelaporan keuangannya yang memperbaharui kekhawatiran investor bahwa krisis perbankan global yang meluas mungkin sedang terjadi. Fokus hari ini pada keputusan kebijakan suku bunga Bank Sentral Eropa (ECB). Resistance 134.85, support 131.95	↓	131.95	134.85
 USDCHF	USDCHF – Harga naik setelah USD Dolar ditutup menguat pada hari Rabu karena pembelian safe-haven setelah saham Credit Suisse jatuh menyusul pengungkapan "kelemahan" dalam pelaporan keuangannya yang memperbaharui kekhawatiran investor bahwa krisis perbankan global yang meluas mungkin sedang terjadi. Resistance utama 0.9402, support 0.9188	↑	0.9188	0.9402
 GBPUSD	GBPUSD – Harga turun setelah USD Dolar ditutup menguat pada hari Rabu karena pembelian safe-haven setelah saham Credit Suisse jatuh menyusul pengungkapan "kelemahan" dalam pelaporan keuangannya yang memperbaharui kekhawatiran investor bahwa krisis perbankan global yang meluas mungkin sedang terjadi. Resistance utama 1.2150, support 1.1978	↓	1.1978	1.2150
 AUDUSD	AUDUSD – Harga turun karena USD naik pada hari Rabu karena pembelian safe-haven setelah saham Credit Suisse jatuh menyusul pengungkapan "kelemahan" dalam pelaporan keuangannya yang memperbaharui kekhawatiran investor bahwa krisis perbankan global yang meluas mungkin sedang terjadi. Fokus hari ini pada rilis data pekerjaan Australia dan keputusan kebijakan suku bunga oleh Bank Sentral Eropa (ECB). Resistance 0.6686, support 0.6565	↓	0.6565	0.6686
 XAUUSD	XAUUSD – Harga emas naik lebih dari 1% ke level tertinggi sejak awal bulan Februari pada hari Rabu karena krisis baru di sektor perbankan membuat investor menjauh dari aset yang tampaknya lebih berisiko dan mendorong mereka ke emas yang lebih aman. Resistance 1941.66, support 1889.98	↑	1889.98	1941.66
 CLc1 (WTI)	Oil – Harga minyak jatuh lebih dari \$5 per barel pada hari Rabu ke level terendah dalam lebih dari setahun karena kegelisahan atas Credit Suisse membuat pasar dunia ketakutan, diimbangi oleh harapan pemulihan permintaan minyak dari China. Resistance 72.06, support 65.21	↓	65.21	72.06

ECONOMIC INDICATORS

DATE	WIB	CT Y	INDICATORS	PER	ACTUAL	FORECAST	PREV.	REV.
Mon/13-Mar-23	04:30	NZ	Performance Services Index	Feb	55.8	--	54.5	54.7
	06:50	JP	BSI Large Manufacturing QoQ	1Q	-10.5%	--	-3.6	--
	06:50	JP	BSI Large All Industry QoQ	1Q		--	0.7	--
Tue/14-Mar-23	01:05	GB	BOE's Dhingra speaks					
	06:30	AU	Westpac Consumer Conf SA MoM	Mar	0.0%	--	-6.9%	--
	06:30	AU	Westpac Consumer Conf Index	Mar	78.5	--	78.5	--
	07:30	AU	NAB Business Confidence	Feb	-4	0	6	--
	07:30	AU	NAB Business Conditions	Feb	17	21	18	--
	14:00	GB	Payrolled Employees Monthly Change	Feb	98k	--	42k	--
	14:00	GB	Claimant Count Rate	Feb	-11.2k	--	3.9%	-30.3k
	14:00	GB	Jobless Claims Change	Feb		--	-12.9k	--
	14:00	GB	Average Weekly Earnings 3M/YoY	Jan	5.7%	5.7%	6%	--
	14:00	GB	Weekly Earnings ex Bonus 3M/YoY	Jan	6.5%	6.6%	6.7%	--
	14:00	GB	ILO Unemployment Rate 3Mths	Jan	3.7%	3.8%	3.7%	--
	14:00	GB	Employment Change 3M/3M	Jan	65k	52k	74k	--
	14:30	CH	Producer & Import Prices YoY	Feb	2.7%	--	3.3%	--
	14:30	CH	Producer & Import Prices MoM	Feb	-0.2%	--	0.7%	--
	15:30	HK	PPI YoY	4Q		--	0.4%	--
	15:30	HK	Industrial Production YoY	4Q	-0.1%	--	-0.6%	-0.5%
	17:00	US	NFIB Small Business Optimism	Feb	90.9	--	90.3	--
	19:30	CA	Manufacturing Sales MoM	Jan	4.1%	3.9%	-2.1%	--
	19:30	US	CPI MoM	Feb	0.4%	0.4%	0.5%	--
	19:30	US	CPI Ex Food and Energy MoM	Feb	0.5%	0.4%	0.4%	--
	19:30	US	CPI YoY	Feb	6%	6.0%	6.4%	--
19:30	US	CPI Ex Food and Energy YoY	Feb	5.5%	5.5%	5.6%	--	
19:30	US	CPI Index NSA	Feb	300.84	300.86	299.17	--	
19:30	US	CPI Core Index SA	Feb	301	--	302.702	--	
19:30	US	Real Avg Hourly Earning YoY	Feb		--	-1.8%	--	
19:30	US	Real Avg Weekly Earnings YoY	Feb		--	-1.5%	--	
Wed/15-Mar-23	N/A	GB	UK Chancellor Presents Spring Budget to Parliament					
	04:20	US	Fed's Bowman Speaks at Community Bankers Event in Hawaii					
	04:45	NZ	BoP Current Account Balance NZD	4Q	NZ\$-9.458b	NZ\$-7.640b	NZ\$-10.205b	NZ\$-11.400b
	04:45	NZ	Current Account GDP Ratio YTD	4Q	-8.9%	-8.3%	-7.9%	-8.5%
	06:50	JP	BOJ Minutes of Jan. Meeting					
	09:00	CN	Industrial Production YTD YoY	Feb	2.4%	2.6%	1.3%	--
	09:00	CN	Retail Sales YTD YoY	Feb	3.5%	3.5%	-1.8%	--
	09:00	CN	Surveyed Jobless Rate	Feb	5.6%	5.3%	5.5%	--
	17:00	EZ	Industrial Production SA MoM	Jan	0.7%	0.4%	-1.1%	-1.3%
	17:00	EZ	Industrial Production WDA YoY	Jan	0.9%	0.2%	-1.7%	-2%
	19:15	CA	Housing Starts	Feb	244k	220k	215.4k	216.5k
	19:30	GB	UK Chancellor of the Exchequer Jeremy Hunt's annual budget					
	19:30	US	PPI Final Demand MoM	Feb	-0.1%	0.3%	0.7%	0.3%
	19:30	US	PPI Ex Food and Energy MoM	Feb	0.0%	0.4%	0.5%	0.1%
	19:30	US	PPI Ex Food, Energy, Trade MoM	Feb	0.2%	0.3%	0.6%	0.5%
	19:30	US	PPI Final Demand YoY	Feb	4.6%	5.4%	6%	5.7%
	19:30	US	PPI Ex Food and Energy YoY	Feb	4.4%	5.2%	5.4%	5%
	19:30	US	PPI Ex Food, Energy, Trade YoY	Feb	4.4%	--	4.5%	4.4%
	19:30	US	Empire Manufacturing	Mar	-24.6	-8	-5.8	--
	19:30	US	Retail Sales Advance MoM	Feb	-0.4%	-0.3%	3%	3.2%
	19:30	US	Retail Sales Ex Auto MoM	Feb	-0.1%	-0.1%	2.3%	2.4%
	19:30	US	Retail Sales Ex Auto and Gas	Feb	0.0%	--	2.6%	2.8%
	19:30	US	Retail Sales Control Group	Feb	0.5%	-0.3%	1.7%	2.3%
	20:00	CA	Existing Home Sales MoM	Feb		--	-3%	--
	20:45	DE	Current Account Balance	Jan	€16.2b	--	€24.3b	€25.6b
	21:00	US	Business Inventories	Jan	-0.1%	0.0%	0.3%	--
	21:30	US	DOE U.S. Crude Oil Inventories	10-Mar	1550k	1188k	-1694k	--
21:30	US	DOE Cushing OK Crude Inventory	10-Mar	-1916k	--	-890k	--	
21:30	US	DOE U.S. Gasoline Inventories	10-Mar	-2061k	-1820k	-1134k	--	
21:30	US	DOE U.S. Distillate Inventory	10-Mar	-2537k	-1172k	138k	--	
21:30	US	DOE U.S. Refinery Utilization	10-Mar	2.2%	0.3%	0.2%	--	
Thu/16-Mar-23	04:45	NZ	GDP SA QoQ	4Q		-0.2%	2%	--
	04:45	NZ	GDP YoY	4Q		3.3%	6.4%	--
	06:50	JP	Imports YoY	Feb		12.4%	17.8%	--
	06:50	JP	Trade Balance	Feb		-¥1132.8b	-	--

							¥3496.6b	
	06:50	JP	Trade Balance Adjusted	Feb		-¥1427.2b	¥1821.3b	--
	06:50	JP	Exports YoY	Feb		7%	3.5%	--
	06:50	JP	Core Machine Orders MoM	Jan		1.6%	1.6%	--
	06:50	JP	Core Machine Orders YoY	Jan		-3.4%	-6.6%	--
	07:00	AU	Consumer Inflation Expectation	Mar		--	5.1%	--
	07:30	AU	Employment Change	Feb		50.0k	-11.5k	--
	07:30	AU	Unemployment Rate	Feb		3.6%	3.7%	--
	07:30	AU	Full Time Employment Change	Feb		--	-43.3k	--
	07:30	AU	Part Time Employment Change	Feb		--	31.8k	--
	07:30	AU	Participation Rate	Feb		66.6%	66.5%	--
	11:30	JP	Industrial Production MoM	Jan F		--	-4.6%	--
	11:30	JP	Industrial Production YoY	Jan F		--	-2.3%	--
	15:00	CH	SECO March Economic Forecasts					
	15:30	HK	Unemployment Rate SA	Feb		--	3.4%	--
	18:00	GB	UK OBR briefs on budget					
	19:30	CA	Wholesale Trade Sales MoM	Jan		--	-0.8%	--
	19:30	US	Initial Jobless Claims	11-Mar		--	211k	--
	19:30	US	Import Price Index MoM	Feb		-0.2%	-0.2%	--
	19:30	US	Import Price Index ex Petroleum MoM	Feb		--	0.2%	--
	19:30	US	Import Price Index YoY	Feb		--	0.8%	--
	19:30	US	Export Price Index MoM	Feb		-0.3%	0.8%	--
	19:30	US	Continuing Claims	4-Mar		--	1718k	--
	19:30	US	Export Price Index YoY	Feb		--	2.3%	--
	19:30	US	Housing Starts	Feb		1310k	1309k	--
	19:30	US	Building Permits	Feb		1350k	1339k	--
	19:30	US	Housing Starts MoM	Feb		0.1%	-4.5%	--
	19:30	US	Building Permits MoM	Feb		0.8%	0.1%	--
	19:30	US	Philadelphia Fed Business Outlook	Mar		-14.8	-24.3	--
	20:15	EZ	ECB Main Refinancing Rate	16-Mar		3.5%	3.00%	--
	20:15	EZ	ECB Marginal Lending Facility	16-Mar		--	3.25%	--
	20:15	EZ	ECB Deposit Facility Rate	16-Mar		3%	2.50%	--
	20:45	EZ	ECB President Christine Lagarde Holds Press Conference					
Fri/17-Mar-23	N/A	EZ	OECD Publishes Interim Economic Outlook					
	16:30	GB	BOE releases Ipsos inflation attitudes survey					
	16:30	GB	BoE/Ipsos Inflation Next 12 Mths	Feb		--	4.8%	--
	17:00	EZ	Labour Costs YoY	4Q		--	2.9%	--
	17:00	EZ	CPI MoM	Feb F		--	0.8%	--
	17:00	EZ	CPI YoY	Feb F		--	8.6%	--
	17:00	EZ	CPI Core YoY	Feb F		--	5.6%	--
	19:30	CA	Industrial Product Price MoM	Feb		--	0.4%	--
	20:15	US	Industrial Production MoM	Feb		0.5%	0.0%	--
	20:15	US	Manufacturing (SIC) Production	Feb		--	1%	--
	21:00	US	U. of Mich. Sentiment	Mar P		67	67	--
	21:00	US	U. of Mich. Current Conditions	Mar P		--	70.7	--
	21:00	US	U. of Mich. Expectations	Mar P		--	64.7	--
	21:00	US	U. of Mich. 1 Yr Inflation	Mar P		--	4.1%	--
	21:00	US	U. of Mich. 5-10 Yr Inflation	Mar P		--	2.9%	--
Sat/18-Mar-23	00:00	US	Baker Hughes U.S. Rig Count	17-Mar		--	--	--

EUR/USD

Interest Rate: 3.00% (EU)/ 4.50%- 4.75% (US)



RESISTANCE	1.09635	
	1.08613	
	1.07198	
SUPPORT	1.04761	
	1.03739	
	1.02324	
SUGGESTION	BUY	---
	SELL	1.0620
	S/L	1.0690
	T/P:	1.0485 1.0420

DATE	OPEN	HIGH	LOW	RANGE	CLOSE	CHANGE	PREVIOUS
Mar 15	1.07314	1.07590	1.05153	243,7	1.05784	↓ 152,5	1.07309

WEEKLY		MARCH		2023	
HIGH	LOW	HIGH	LOW	HIGH	LOW
1.07590 (15/Mar)	1.05153 (15/Mar)	1.07590 (15/Mar)	1.05153 (15/Mar)	1.10322 (02/Feb)	1.04824 (06/Jan)

price & chart based on Valbury MT4 Platform

USDJPY

Interest Rate: 4.50%- 4.75% (US)/-0.10%(JP)



RESISTANCE	137.755	
	136.430	
	134.857	
SUPPORT	131.959	
	130.634	
	129.061	
SUGGESTION	BUY	---
	SELL	133.40
	S/L	134.85
	T/P:	131.95 130.65

DATE	OPEN	HIGH	LOW	RANGE	CLOSE	CHANGE	PREVIOUS
Mar 15	134.267	135.105	132.207	289,8	133.284	↓ 99,0	134.274

WEEKLY		MARCH		2023	
HIGH	LOW	HIGH	LOW	HIGH	LOW
135.105 (15/Mar)	132.207 (15/Mar)	137.905 (08/Mar)	132.207 (15/Mar)	137.905 (08/Mar)	127.217 (16/Jan)

GBP/USD

Interest Rate: 4.00% (GB)/4.50%- 4.75% (US)



RESISTANCE	1.23220	
	1.22516	
	1.21502	
SUPPORT	1.19784	
	1.19080	
	1.18066	
SUGGESTION	BUY	---
	SELL	1.2080
	S/L	1.2150
	T/P:	1.1980 1.1900

DATE	OPEN	HIGH	LOW	RANGE	CLOSE	CHANGE	PREVIOUS
Mar 15	1.21522	1.21811	1.20093	171,8	1.20489	↓ 103,2	1.21521

WEEKLY		MARCH		2023	
HIGH	LOW	HIGH	LOW	HIGH	LOW
1.22027 (14/Mar)	1.20093 (15/Mar)	1.22027 (14/Mar)	1.18021 (08/Mar)	1.24469 (23/Jan)	1.18021 (08/Mar)

All price & chart based on Valbury MT4 Platform

USD/CHF

Interest Rate: 4.50%- 4.75% (US)/ 1.00% (CH)



RESISTANCE	0.96175	
	0.94772	
	0.94028	
SUPPORT	0.91881	
	0.90478	
	0.89734	
SUGGESTION	BUY	0.9310
	SELL	---
	S/L	0.9235
	T/P:	0.9440 0.9510

DATE	OPEN	HIGH	LOW	RANGE	CLOSE	CHANGE	PREVIOUS
Mar 15	0.91383	0.93370	0.91223	214,7	0.93283	↑ 190,1	0.91382

WEEKLY		MARCH		2023	
HIGH	LOW	HIGH	LOW	HIGH	LOW
0.93370 (15/Mar)	0.90704 (13/Mar)	0.94377 (08/Mar)	0.90704 (13/Mar)	0.94377 (08/Mar)	0.90584 (02/Feb)

AUD/USD

Interest Rate: 3.60% (AU)/4.50%- 4.75% (US)



RESISTANCE	0.68080	
	0.67593	
	0.66865	
SUPPORT	0.65650	
	0.65163	
	0.64435	
SUGGESTION	BUY	---
	SELL	0.6625
	S/L	0.6685
	T/P:	0.6565 0.6515

DATE	OPEN	HIGH	LOW	RANGE	CLOSE	CHANGE	PREVIOUS
Mar 15	0.66800	0.67105	0.65890	121,5	0.66138	↓ 66,4	0.66802

WEEKLY		MARCH		2023	
HIGH	LOW	HIGH	LOW	HIGH	LOW
0.67158 (13/Mar)	0.65890 (15/Mar)	0.67828 (01/Mar)	0.65633 (10/Mar)	0.71568 (02/Feb)	0.65633 (10/Mar)

All price & chart based on Valbury MT4 Platform

NZD/USD

Interest Rate: 4.75% (NZ)/4.50%- 4.75% (US)



RESISTANCE	0.63333	
	0.62985	
	0.62302	
SUPPORT	0.61271	
	0.60923	
	0.60240	
SUGGESTION	BUY	---
	SELL	0.6175
	S/L	0.6230
	T/P:	0.6125 0.6090

DATE	OPEN	HIGH	LOW	RANGE	CLOSE	CHANGE	PREVIOUS
Mar 15	0.62321	0.62637	0.61606	103,1	0.61619	↓ 70,3	0.62322

WEEKLY		MARCH		2023	
HIGH	LOW	HIGH	LOW	HIGH	LOW
0.62637 (15/Mar)	0.61415 (13/Mar)	0.62748 (01/Mar)	0.60837 (08/Mar)	0.65372 (02/Feb)	0.60837 (08/Mar)

USD/CAD

Interest Rate: 4.50%- 4.75% (US) / 4.50%(CA)



RESISTANCE	1.39845	
	1.38988	
	1.38302	
SUPPORT	1.36759	
	1.35902	
	1.35216	
SUGGESTION	BUY	1.3750
	SELL	---
	S/L	1.3675
	T/P:	1.3830 1.3900

DATE	OPEN	HIGH	LOW	RANGE	CLOSE	CHANGE	PREVIOUS
Mar 15	1.36816	1.38132	1.36589	154,3	1.37615	↑ 79,9	1.36816

WEEKLY		MARCH		2023	
HIGH	LOW	HIGH	LOW	HIGH	LOW
1.38132 (15/Mar)	1.36506 (14/Mar)	1.38608 (10/Mar)	1.35541 (03/Mar)	1.38608 (10/Mar)	1.32610 (02/Feb)

All price & chart based on Valbury MT4 Platform

EURJPY

Interest Rate: 3.00%(EU) / -0.10% (JP)



RESISTANCE	149.626	
	147.291	
	144.140	
SUPPORT	138.654	
	136.319	
	133.168	
SUGGESTION	BUY	---
	SELL	141.40
	S/L	144.15
	T/P:	138.65 136.30

DATE	OPEN	HIGH	LOW	RANGE	CLOSE	CHANGE	PREVIOUS
Mar 15	144.085	144.956	139.470	548,6	140.989	↓ 309,4	144.083

WEEKLY		MARCH		2023	
HIGH	LOW	HIGH	LOW	HIGH	LOW
144.956 (15/Mar)	139.470 (15/Mar)	145.559 (02/Mar)	139.470 (15/Mar)	145.559 (02/Mar)	137.377 (03/Jan)

GOLD (XAU/USD)



RESISTANCE	1993.34	
	1965.29	
	1941.66	
SUPPORT	1889.98	
	1861.93	
	1838.30	
SUGGESTION	BUY	1916.00
	SELL	---
	S/L	1890.00
	T/P:	1941.00 1965.00

DATE	OPEN	HIGH	LOW	RANGE	CLOSE	CHANGE	PREVIOUS
Mar 15	1904.13	1937.25	1885.57	51.68	1918.02	↑ 14.21	1903.81

WEEKLY		MARCH		2023	
HIGH	LOW	HIGH	LOW	HIGH	LOW
1937.25 (15/Mar)	1871.40 (13/Mar)	1937.25 (15/Mar)	1809.25 (08/Mar)	1959.62 (02/Feb)	1804.59 (28/Feb)

All price & chart based on Valbury MT4 Platform

SILVER – XAG/USD



RESISTANCE	23.080	
	22.720	
	22.237	
SUPPORT	21.394	
	21.034	
	20.551	
SUGGESTION	BUY	21.70
	SELL	---
	S/L	21.40
	T/P:	22.25 22.55

DATE	OPEN	HIGH	LOW	RANGE	CLOSE	CHANGE	PREVIOUS
Mar 15	21.688	22.361	21.518	0.843	21.753	↑ 0.081	21.672

WEEKLY		MARCH		2023	
HIGH	LOW	HIGH	LOW	HIGH	LOW
22.361 (15/Mar)	20.565 (13/Mar)	22.361 (15/Mar)	19.878 (10/Mar)	24.611 (02/Feb)	19.878 (10/Mar)

OIL WTI – CL-APR/USD
(Exp. 17 March 2023)



RESISTANCE	78.91	
	75.73	
	72.06	
SUPPORT	65.21	
	62.03	
	58.36	
SUGGESTION	BUY	---
	SELL	68.65
	S/L	72.05
	T/P:	65.20 62.05

DATE	OPEN	HIGH	LOW	RANGE	CLOSE	CHANGE	PREVIOUS
Mar 15	71.56	72.56	65.71	6.85	68.38	↓ 3.12	71.50

WEEKLY		MARCH		2023	
HIGH	LOW	HIGH	LOW	HIGH	LOW
77.47 (13/Mar)	65.71 (15/Mar)	80.94 (07/Mar)	65.71 (15/Mar)	82.67 (18/Jan)	65.71 (15/Mar)

All price & chart based on Valbury MT4 Platform

PT. Valbury Asia Futures

Disclaimer

All contents of this report have been prepared by the Research Dept. of Valbury Asia Futures and are provided solely for informational purpose. We have taken reasonable measures to ensure the accuracy of the report, however, do not guarantee its accuracy and will not accept liability for any consequential loss or damage which may arise directly or indirectly from any use of the report.

Published by RESEARCH DEPARTMENT – PT VALBURY ASIA FUTURES
Menara Karya 9th Floor, Jl. HR Rasuna Said Blok X-5 Kav. 1-2 Jakarta 12950 Indonesia
Phone : +6221-25533777, Email: research@valbury.com