








Daily Outlook

GLOBAL MARKETS & ECONOMIES | WEEKLY ECONOMIC INDICATORS | CURRENCIES | PRECIOUS METAL | O I L |

Counter	News	Trend	Support	Resistance
 EURUSD	EURUSD – Harga naik setelah survey data ekonomi Jerman dan Inggris yang lebih baik dari perkiraan menunjukkan bahwa kedua negara untuk saat ini dapat lolos dari resesi ,tetapi berita tersebut gagal memberikan dorongan. Resistance di 1.0873, support di 1.0785	↓	1.0785	1.0873
 USDJPY	USDJPY – Harga yen melonjak pada hari Jumat di tengah spekulasi Bank of Japan (BOJ) akan merevisi kebijakan moneternya yang longgar. Fokus minggu ini pada keputusan kebijakan moneter dari Bank of Japan. Resistance 129.04, support 127.07	↓	127.07	129.04
 USDCHF	USDCHF – Harga turun setelah Indeks dollar telah mencapai level terendah sejak 6 Juni di awal sesi, menyusul data pada hari Kamis yang menunjukkan pendinginan inflasi AS, memperkuat ekspektasi Federal Reserve akan memperlambat laju kenaikan suku bunga. Resistance utama 0.9297, support 0.9236	↓	0.9236	0.9297
 GBPUSD	GBPUSD – Harga naik setelah survey data ekonomi Jerman dan Inggris yang lebih baik dari perkiraan menunjukkan bahwa kedua negara untuk saat ini dapat lolos dari resesi ,tetapi berita tersebut gagal memberikan dorongan. Resistance utama 1.2271, support 1.2173	↑	1.2173	1.2271
 AUDUSD	AUDUSD – Harga naik karena USD turun setelah data pada hari Kamis menunjukkan penurunan inflasi AS yang memperkuat ekspektasi Federal Reserve akan memperlambat laju kenaikan suku bunga serta pelonggaran pembatasan oleh China atas impor batu bara dari Australia. Resistance 0.7009, support 0.6930	↑	0.6930	0.7009
 XAUUSD	XAUUSD – Harga emas naik mencapai level tertinggi lebih dari delapan bulan pada hari Jumat bertahan di atas \$1.900 per ons karena penurunan inflasi AS meningkatkan harapan untuk kenaikan suku bunga yang lebih lambat oleh Federal Reserve. Resistance 1930.95, support 1901.33	↑	1901.33	1930.95
 CLc1 (WTI)	Oil – Harga minyak ditutup naik lebih dari \$1 per barel pada hari Jumat, ditetapkan untuk kenaikan mingguan terbesar sejak bulan Oktober karena USD turun ke level terendah dalam tujuh bulan dan lebih banyak indikator menunjuk ke arah peningkatan permintaan dari importir minyak utama China. Resistance 80.79, support 78.66	↑	78.66	80.79

ECONOMIC INDICATORS

DATE	WIB	CT Y	INDICATORS	PER	ACTUAL	FORECAST	PREV.	REV.
Mon/09-Jan-23	All	JP	Bank Holiday (Respect for Aged Day)					
	13:45	CH	Unemployment Rate	Dec	2.1%	2%	2%	--
	13:45	CH	Unemployment Rate SA	Dec	1.9%	2.1%	2%	--
	14:00	DE	Industrial Production SA MoM	Nov	0.2%	0.1%	-0.1%	-0.4%
	14:00	DE	Industrial Production WDA YoY	Nov	--	--	0.0%	--
	16:30	EZ	Sentix Investor Confidence	Jan	-17.5	-18	-21	--
	17:00	EZ	Unemployment Rate	Nov	6.5%	6.5%	6.5%	--
	20:30	CA	Building Permits MoM	Nov	14.1%	-0.1%	-1.4%	-5.3%
Tue/10-Jan-23	00:30	US	Fed's Bostic Takes Part in Moderated Discussion					
	03:00	US	Consumer Credit	Nov	\$27.96b	\$25b	\$27.078b	\$29.12b
	06:30	JP	Tokyo CPI YoY	Dec	4%	4%	3.8%	--
	06:30	JP	Tokyo CPI Ex-Fresh Food YoY	Dec	4%	3.8%	3.6%	--
	06:30	JP	Tokyo CPI Ex-Fresh Food, Energy YoY	Dec	1.3%	2.7%	1.2%	--
	18:00	US	NFIB Small Business Optimism	Dec	89.8	91.5	91.9	--
	21:00	US	Powell Discusses Central Bank Independence at Riksbank Event					
	22:00	US	Wholesale Trade Sales MoM	Nov	-0.6%	0.5%	0.4%	--
	22:00	US	Wholesale Inventories MoM	Nov F	1%	1%	0.5%	--
Wed/11-Jan-23	07:00	NZ	ANZ Commodity Price MoM	Dec	-0.1%	--	-3.9%	-4%
	07:30	AU	Retail Sales MoM	Nov	1.4%	0.6%	-0.2%	0.4%
	07:30	AU	CPI YoY	Nov	7.3%	7.3%	6.9%	--
	07:30	AU	CPI Trimmed Mean YoY	Nov	--	5.5%	5.3%	--
	12:00	JP	Leading Index CI	Nov P	97.6	97.6	98.6	--
	12:00	JP	Coincident Index	Nov P	99.1	99.1	99.6	--
	15:35	EZ	ECB's Holzmann Speaks					
	16:40	EZ	ECB's Vujcic Speaks					
	22:30	US	DOE U.S. Crude Oil Inventories	6-Jan	18962k	-2243k	1694k	--
	22:30	US	DOE Cushing OK Crude Inventory	6-Jan	2511k	--	244k	--
	22:30	US	DOE U.S. Gasoline Inventories	6-Jan	4114k	1186k	-346k	--
	22:30	US	DOE U.S. Distillate Inventory	6-Jan	-1069k	-472k	-1427k	--
	22:30	US	DOE U.S. Refinery Utilization	6-Jan	4.5%	6.1%	-12.4%	--
Thu/12-Jan-23	06:50	JP	BoP Current Account Balance	Nov	¥1803.6b	¥471.1b	¥-64.1b	--
	06:50	JP	BoP Current Account Adjusted	Nov	¥1.92b	¥65.0b	¥-609.4b	¥-61b
	06:50	JP	Trade Balance BoP Basis	Nov	--	-¥1674.0b	¥1875.4b	--
	07:30	AU	Exports MoM	Nov	-0.4%	--	-1%	-1.2%
	07:30	AU	Imports MoM	Nov	-1.5%	--	-1%	-2%
	07:30	AU	Trade Balance	Nov	A\$13201m	A\$10500m	A\$12217m	--
	08:30	CN	PPI YoY	Dec	-0.7%	-0.1%	-1.3%	--
	08:30	CN	CPI YoY	Dec	1.8%	1.8%	1.6%	--
	12:00	JP	Eco Watchers Survey Current SA	Dec	47.9	47.6	48.1	--
	12:00	JP	Eco Watchers Survey Outlook SA	Dec	47	45	45.1	--
	16:00	EZ	ECB Publishes Economic Bulletin					
	16:00	EZ	ECB Consumer Expectations Survey (November)					
	19:30	US	Fed's Harker Discusses the Economic Outlook					
	20:30	US	CPI MoM	Dec	-0.1%	0.0%	0.1%	--
	20:30	US	CPI Ex Food and Energy MoM	Dec	0.3%	0.3%	0.2%	--
	20:30	US	CPI YoY	Dec	6.5%	6.5%	7.1%	--
	20:30	US	CPI Ex Food and Energy YoY	Dec	5.7%	5.7%	6%	--
	20:30	US	CPI Index NSA	Dec	296.797	296.701	297.711	--
	20:30	US	Initial Jobless Claims	7-Jan	205k	215k	204k	206k
	20:30	US	CPI Core Index SA	Dec	300.97	--	300.066	--
	20:30	US	Continuing Claims	31-Dec	1634k	1705k	1694k	1697k
	20:30	US	Real Avg Hourly Earning YoY	Dec	--	--	-1.9%	--
	20:30	US	Real Avg Weekly Earnings YoY	Dec	--	--	-3%	--
	20:50	DE	Current Account Balance	Nov	€16.9b	--	€5.9b	€5.7b
	23:30	US	Fed's Bullard Discusses the US Economy and Monetary Policy					
13-Jan - 17-Jan	N/A	GB	PPI Output NSA MoM	Nov		0.3%	0.9%	--
13-Jan - 17-Jan	N/A	GB	PPI Output NSA YoY	Nov		16.4%	17.2%	--
13-Jan - 17-Jan	N/A	GB	PPI Input NSA MoM	Nov		0.2%	0.8%	--
13-Jan - 17-Jan	N/A	GB	PPI Input NSA YoY	Nov		18%	17.2%	--
Fri/13-Jan-23	N/A	CN	Exports YoY CNY	Dec		--	0.9%	--
	N/A	CN	Imports YoY CNY	Dec		--	-1.1%	--
	N/A	CN	Trade Balance CNY	Dec		--	494.33b	--

	02:00	US	Monthly Budget Statement	Dec	\$-85b	\$-70b	\$-249b	--
	10:00	CN	Trade Balance	Dec	\$78b	\$76.2b	\$69.84b	\$69.25b
	10:00	CN	Exports YoY	Dec	-9.9%	-10%	-8.7%	-8.9%
	10:00	CN	Imports YoY	Dec	-7.5%	-9.8%	-10.6%	--
	14:00	GB	Monthly GDP (MoM)	Nov	0.1%	-0.2%	0.5%	--
	14:00	GB	Monthly GDP (3M/3M)	Nov	-0.3%	-0.3%	-0.3%	-0.4%
	14:00	GB	Industrial Production MoM	Nov	-0.2%	-0.3%	0.0%	-0.1%
	14:00	GB	Industrial Production YoY	Nov	-5.1%	-3%	-2.4%	-4.7%
	14:00	GB	Manufacturing Production MoM	Nov	-0.5%	-0.2%	0.7%	--
	14:00	GB	Manufacturing Production YoY	Nov	-5.9%	-4.8%	-4.6%	-5.7%
	14:00	GB	Index of Services MoM	Nov	--	--	0.6%	--
	14:00	GB	Index of Services 3M/3M	Nov	-0.1%	-0.3%	-0.1%	--
	14:00	GB	Construction Output MoM	Nov	0.0%	-0.3%	0.4%	--
	14:00	GB	Construction Output YoY	Nov	4%	5.4%	7.4%	5.9%
	14:00	GB	Visible Trade Balance GBP/Mn	Nov	£-15623m	£-14900m	£-14476m	£-12258m
	14:00	GB	Trade Balance GBP/Mn	Nov	£-1802m	--	£-1785m	£1498b
	14:00	GB	Visible Trade Balance Ex Precious Metals	Nov	--	--	£19699m	--
	14:00	GB	Trade Balance Ex Precious Metals	Nov	--	--	-£7008m	--
	16:00	DE	GDP NSA YoY	2022	1.9%	1.8%	2.6%	--
	17:00	EZ	Industrial Production SA MoM	Nov	1%	0.5%	-2%	-1.9%
	17:00	EZ	Industrial Production WDA YoY	Nov	2%	0.5%	3.4%	--
	17:00	EZ	Trade Balance SA	Nov	--	--	-28.3b	--
	17:00	EZ	Trade Balance NSA	Nov	€-11.7b	€-21.1b	€-26.5b	--
	20:30	US	Import Price Index YoY	Dec	3.5%	--	2.7%	--
	20:30	US	Export Price Index MoM	Dec	-2.6%	-0.5%	-0.3%	-0.4%
	20:30	US	Export Price Index YoY	Dec	5%	--	6.3%	6.1%
	20:30	US	Import Price Index MoM	Dec	0.4%	-0.9%	-0.6%	-0.7%
	20:30	US	Import Price Index ex Petroleum MoM	Dec	--	--	-0.3%	--
	21:00	CA	Existing Home Sales MoM	Dec	--	--	-3.3%	--
	22:00	US	U. of Mich. Sentiment	Jan P	64.6	60.5	59.7	--
	22:00	US	U. of Mich. Current Conditions	Jan P	68.6	60	59.4	--
	22:00	US	U. of Mich. Expectations	Jan P	62	59.5	59.9	--
	22:00	US	U. of Mich. 1 Yr Inflation	Jan P	4%	--	4.4%	--
	22:00	US	U. of Mich. 5-10 Yr Inflation	Jan P	3%	--	2.9%	--
Sat/14-Jan-23	01:00	US	Baker Hughes U.S. Rig Count	13-Jan	775	--	772	--

DATE	WIB	CT Y	INDICATORS	PER	ACTUAL	FORECAST	PREV.	REV.
Mon/16-Jan-23	06:50	JP	PPI YoY	Dec		9.5%	9.3%	--
	06:50	JP	PPI MoM	Dec		0.3%	0.6%	--
	07:00	AU	Melbourne Institute Inflation MoM	Dec		--	1%	--
	07:00	AU	Melbourne Institute Inflation YoY	Dec		--	5.9%	--
	13:00	JP	Machine Tool Orders YoY	Dec P		--	-7.7%	--
	20:30	CA	Manufacturing Sales MoM	Nov		--	2.8%	--
	All	US	Bank Holiday (Martin Luther King, Jr Day)					
	21:00	CA	Existing Home Sales MoM	Dec		--	-3.3%	--
	22:00	GB	BOE's Bailey and Sam Woods testify on financial stability					
	22:30	CA	BoC Overall Business Outlook Survey	4Q		--	1.7	--
Tue/17-Jan-23	06:30	AU	Westpac Consumer Conf SA MoM	Jan		--	3%	--
	06:30	AU	Westpac Consumer Conf Index	Jan		--	80.3	--
	09:00	CN	Industrial Production YoY	Dec		0.3%	2.2%	--
	09:00	CN	Industrial Production YTD YoY	Dec		3.8%	3.8%	--
	09:00	CN	Retail Sales YoY	Dec		-9%	-5.9%	--
	09:00	CN	Retail Sales YTD YoY	Dec		-0.7%	-0.1%	--
	09:00	CN	Surveyed Jobless Rate	Dec		5.8%	5.7%	--
	09:00	CN	GDP YoY	4Q		1.6%	3.9%	--
	09:00	CN	GDP SA QoQ	4Q		-1%	3.9%	--
	09:00	CN	GDP YTD YoY	4Q		2.7%	3%	--
	14:00	DE	CPI MoM	Dec F		-0.7%	-0.8%	--
	14:00	DE	CPI YoY	Dec F		8.6%	8.6%	--
	14:00	DE	CPI EU Harmonized MoM	Dec F		-1.2%	-1.2%	--
	14:00	DE	CPI EU Harmonized YoY	Dec F		9.6%	9.6%	--
	14:00	GB	Payrolled Employees Monthly Change	Dec		--	107k	--
	14:00	GB	Claimant Count Rate	Dec		--	3.9%	--
	14:00	GB	Jobless Claims Change	Dec		--	30.5k	--
	14:00	GB	Average Weekly Earnings 3M/YoY	Nov		--	6.1%	--
14:00	GB	Weekly Earnings ex Bonus 3M/YoY	Nov		--	6.1%	--	
14:00	GB	ILO Unemployment Rate 3Mths	Nov		3.7%	3.7%	--	
14:00	GB	Employment Change 3M/3M	Nov		--	27k	--	

	14:30	EZ	ECB's Centeno Speaks at WEF					
	17:00	EZ	ZEW Survey Expectations	Jan	--	-23.6	--	
	17:00	DE	ZEW Survey Expectations	Jan	-17.5	-23.3	--	
	17:00	DE	ZEW Survey Current Situation	Jan	-56.4	-61.4	--	
	20:15	CA	Housing Starts	Dec	--	264.2k	--	
	20:30	CA	CPI NSA MoM	Dec	--	0.1%	--	
	20:30	CA	CPI YoY	Dec	--	6.8%	--	
	20:30	CA	Consumer Price Index	Dec	--	154	--	
	20:30	CA	CPI Core- Median YoY%	Dec	--	5%	--	
	20:30	CA	CPI Core- Trim YoY%	Dec	--	5.3%	--	
	20:30	US	Empire Manufacturing	Jan	-8.7	-11.2	--	
Wed/18-Jan-23	N/A	JP	BOJ Policy Balance Rate	18-Jan	--	-0.1%	--	
	N/A	JP	BOJ 10-Yr Yield Target	18-Jan	--	0.0%	--	
	N/A	JP	BOJ CPI Current Forecast	1Q	--	2.9%	--	
	N/A	JP	BOJ CPI Current Forecast +1	1Q	--	1.6%	--	
	N/A	JP	BOJ CPI Current Forecast +2	1Q	--	1.6%	--	
	N/A	JP	BOJ GDP Current Forecast	1Q	--	2%	--	
	N/A	JP	BOJ GDP Current Forecast +1	1Q	--	1.9%	--	
	N/A	JP	BOJ GDP Current Forecast +2	1Q	--	1.5%	--	
	03:00	US	Fed's Williams Gives Welcoming Remarks					
	06:50	JP	Core Machine Orders MoM	Nov	-1.5%	5.4%	--	
	06:50	JP	Core Machine Orders YoY	Nov	1.8%	0.4%	--	
	11:30	JP	Industrial Production MoM	Nov F	--	-0.1%	--	
	11:30	JP	Industrial Production YoY	Nov F	--	-1.3%	--	
	14:00	GB	CPIH YoY	Dec	--	9.3%	--	
	14:00	GB	CPI MoM	Dec	--	0.4%	--	
	14:00	GB	CPI YoY	Dec	10.6%	10.7%	--	
	14:00	GB	CPI Core YoY	Dec	--	6.3%	--	
	14:00	GB	Retail Price Index	Dec	--	358.3	--	
	14:00	GB	RPI MoM	Dec	--	0.6%	--	
	14:00	GB	RPI YoY	Dec	--	14%	--	
	14:00	GB	RPI Ex Mort Int.Payments (YoY)	Dec	--	13.5%	--	
	16:15	EZ	ECB's Villeroy Speaks at WEF					
	16:30	GB	House Price Index YoY	Nov	--	12.6%	--	
	17:00	EZ	Construction Output MoM	Nov	--	1.3%	--	
	17:00	EZ	Construction Output YoY	Nov	--	2.2%	--	
	17:00	EZ	CPI MoM	Dec F	-0.3%	-0.3%	--	
	17:00	EZ	CPI YoY	Dec F	9.2%	9.2%	--	
	17:00	EZ	CPI Core YoY	Dec F	5.2%	5.2%	--	
	19:15	EZ	ECB's Villeroy Speaks at WEF					
	20:30	CA	Industrial Product Price MoM	Dec	--	-0.4%	--	
	20:30	CA	Raw Materials Price Index MoM	Dec	--	-0.8%	--	
	20:30	US	Retail Sales Advance MoM	Dec	-0.8%	-0.6%	--	
	20:30	US	Retail Sales Ex Auto MoM	Dec	-0.5%	-0.2%	--	
	20:30	US	Retail Sales Ex Auto and Gas	Dec	-0.1%	-0.2%	--	
	20:30	US	Retail Sales Control Group	Dec	-0.5%	-0.2%	--	
	20:30	US	PPI Final Demand MoM	Dec	-0.1%	0.3%	--	
	20:30	US	PPI Ex Food and Energy MoM	Dec	0.1%	0.4%	--	
	20:30	US	PPI Ex Food, Energy, Trade MoM	Dec	0.2%	0.3%	--	
	20:30	US	PPI Final Demand YoY	Dec	6.8%	7.4%	--	
	20:30	US	PPI Ex Food and Energy YoY	Dec	5.4%	6.2%	--	
	20:30	US	PPI Ex Food, Energy, Trade YoY	Dec	--	4.9%	--	
	21:00	US	Fed's Bostic Makes Welcoming Remarks at Academic Conference					
	21:15	US	Industrial Production MoM	Dec	-0.1%	-0.2%	--	
	21:15	US	Manufacturing (SIC) Production	Dec	-0.2%	-0.6%	--	
	21:15	US	Capacity Utilization	Dec	79.6%	79.7%	--	
	22:00	US	Business Inventories	Nov	0.4%	0.3%	--	
	22:00	US	NAHB Housing Market Index	Jan	31	31	--	
Thu/19-Jan-23	02:00	US	Federal Reserve Releases Beige Book					
	02:00	US	Fed's Harker Discusses the Economic Outlook					
	04:00	US	Net Long-term TIC Flows	Nov	--	\$67.8b	--	
	04:00	US	Total Net TIC Flows	Nov	--	\$179.9b	--	
	05:00	US	Fed's Logan Gives Speech in Austin					
	06:50	JP	Trade Balance	Dec	-¥1653.1b	¥2027.4b	--	
	06:50	JP	Trade Balance Adjusted	Dec	-¥1630.6b	¥1732.3b	--	
	06:50	JP	Exports YoY	Dec	11%	20%	--	
	06:50	JP	Imports YoY	Dec	22.6%	30.3%	--	
	07:00	AU	Consumer Inflation Expectation	Jan	--	5.2%	--	
	07:01	GB	RICS House Price Balance	Dec	--	-25%	--	

	07:30	AU	Full Time Employment Change	Dec		--	34.2k	--
	07:30	AU	Employment Change	Dec		22.5k	64.0k	--
	07:30	AU	RBA FX Transactions Market	Dec		--	A\$672m	--
	07:30	AU	Participation Rate	Dec		66.8%	66.8%	--
	07:30	AU	Part Time Employment Change	Dec		--	29.8k	--
	07:30	AU	Unemployment Rate	Dec		3.4%	3.4%	--
	15:30	HK	Unemployment Rate SA	Dec		--	3.7%	--
	16:00	EZ	ECB Current Account SA	Nov		--	-0.4b	--
	16:30	GB	Bank of England Bank Liabilites/Credit Conditions Surveys					
	17:30	EZ	ECB's Lagarde Speaks at WEF					
	19:30	EZ	ECB Publishes Account of December 2022 Policy Meeting					
	20:30	CA	Wholesale Trade Sales MoM	Nov		--	2.1%	--
	20:30	US	Building Permits	Dec		1370k	1342k	--
	20:30	US	Building Permits MoM	Dec		1.4%	-11.2%	--
	20:30	US	Philadelphia Fed Business Outlook	Jan		-10	-13.8	--
	20:30	US	Housing Starts	Dec		1350k	1427k	--
	20:30	US	Housing Starts MoM	Dec		-5.4%	-0.5%	--
	20:30	US	Initial Jobless Claims	14-Jan		--	205k	--
	20:30	US	Continuing Claims	7-Jan		--	1634k	--
	21:00	EZ	ECB's Knot Speaks at WEF					
	21:00	US	Fed's Collins Speaks at Housing Conference					
	23:00	US	DOE U.S. Crude Oil Inventories	13-Jan		--	18961k	--
	23:00	US	DOE Cushing OK Crude Inventory	13-Jan		--	2511k	--
	23:00	US	DOE U.S. Gasoline Inventories	13-Jan		--	4114k	--
	23:00	US	DOE U.S. Distillate Inventory	13-Jan		--	-1069k	--
	23:00	US	DOE U.S. Refinery Utilization	13-Jan		--	4.5%	--
Fri/20-Jan-23	00:00	EZ	ECB's Schnabel Speaks					
	01:15	US	Fed's Brainard Discusses the Economic Outlook					
	04:30	NZ	BusinessNZ Manufacturing PMI	Dec		--	47.4	--
	06:30	JP	Natl CPI YoY	Dec		4%	3.8%	--
	06:30	JP	Natl CPI Ex Fresh Food YoY	Dec		4%	3.7%	--
	06:30	JP	Natl CPI Ex Fresh Food, Energy YoY	Dec		3.1%	2.8%	--
	06:35	US	Fed's Williams Speaks at Event in New York					
	07:01	GB	GfK Consumer Confidence	Jan		--	-42	--
	14:00	DE	PPI MoM	Dec		-1.1%	-3.9%	--
	14:00	DE	PPI YoY	Dec		21.7%	28.2%	--
	14:00	GB	Retail Sales Inc Auto Fuel MoM	Dec		--	-0.4%	--
	14:00	GB	Retail Sales Inc Auto Fuel YoY	Dec		--	-5.9%	--
	14:00	GB	Retail Sales Ex Auto Fuel MoM	Dec		--	-0.3%	--
	14:00	GB	Retail Sales Ex Auto Fuel YoY	Dec		--	-5.9%	--
	15:30	HK	CPI Composite YoY	Dec		2%	1.8%	--
	17:00	EZ	ECB's Lagarde Speaks at WEF					
	20:30	CA	Retail Sales MoM	Nov		--	1.4%	--
	20:30	CA	Retail Sales Ex Auto MoM	Nov		--	1.7%	--
	21:00	US	Fed's Harker Discusses the Economic Outlook					
	22:00	US	Existing Home Sales	Dec		3.96m	4.09m	--
	22:00	US	Existing Home Sales MoM	Dec		-3.2%	-7.7%	--
Sat/21-Jan-23	01:00	US	Baker Hughes U.S. Rig Count	20-Jan		--	--	--
	01:00	US	Fed's Waller Speaks at the Council on Foreign Relations					

EUR/USD

Interest Rate: 2.50% (EU) / 4.25% - 4.50% (US)



RESISTANCE	1.09609	
	1.09140	
	1.08734	
SUPPORT	1.07859	
	1.07390	
	1.06984	
SUGGESTION	BUY	---
	SELL	1.0815
	S/L	1.0855
	T/P:	1.0745 1.0715

DATE	OPEN	HIGH	LOW	RANGE	CLOSE	CHANGE	PREVIOUS
Jan 13	1.08478	1.08672	1.07797	87,5	1.08327	↓ 15,2	1.08479

WEEKLY		JANUARY		2023	
HIGH	LOW	HIGH	LOW	HIGH	LOW
1.08672 (13/Jan)	1.06386 (09/Jan)	1.08672 (13/Jan)	1.04824 (06/Jan)	1.08672 (13/Jan)	1.04824 (06/Jan)

All price & chart based on Valbury MT4 Platform

USDJPY

Interest Rate: 4.25% - 4.50% (US) / -0.10% (JP)



RESISTANCE	131.014	
	130.216	
	129.045	
SUPPORT	127.076	
	126.278	
	125.107	
SUGGESTION	BUY	---
	SELL	128.05
	S/L	129.05
	T/P:	127.05 126.25

DATE	OPEN	HIGH	LOW	RANGE	CLOSE	CHANGE	PREVIOUS
Jan 13	129.301	129.418	127.449	196,9	127.874	↓ 140,8	129.282

WEEKLY		JANUARY		2023	
HIGH	LOW	HIGH	LOW	HIGH	LOW
132.863 (11/Jan)	127.449 (13/Jan)	134.766 (06/Jan)	127.449 (13/Jan)	134.766 (06/Jan)	127.449 (13/Jan)

GBP/USD

Interest Rate: 3.50% (GB) / 4.25% - 4.50% (US)



RESISTANCE	1.23700	
	1.23088	
	1.22717	
SUPPORT	1.21734	
	1.21122	
	1.20751	
SUGGESTION	BUY	1.2215
	SELL	---
	S/L	1.2165
	T/P:	1.2295 1.2335

DATE	OPEN	HIGH	LOW	RANGE	CLOSE	CHANGE	PREVIOUS
Jan 13	1.22100	1.22477	1.21494	98,3	1.22345	↑ 24,1	1.22104

WEEKLY		JANUARY		2023	
HIGH	LOW	HIGH	LOW	HIGH	LOW
1.22477 (13/Jan)	1.20857 (09/Jan)	1.22477 (13/Jan)	1.18401 (06/Jan)	1.22477 (13/Jan)	1.18401 (06/Jan)

All price & chart based on Valbury MT4 Platform

USD/CHF

Interest Rate: 4.25% - 4.50% (US) / 1.00% (CH)



RESISTANCE	0.93584	
	0.93372	
	0.92974	
SUPPORT	0.92364	
	0.92152	
	0.91754	
SUGGESTION	BUY	---
	SELL	0.9265
	S/L	0.9300
	T/P:	0.9205 0.9185

DATE	OPEN	HIGH	LOW	RANGE	CLOSE	CHANGE	PREVIOUS
Jan 13	0.92767	0.93159	0.92549	61,0	0.92577	↓ 16,6	0.92743

WEEKLY		JANUARY		2023	
HIGH	LOW	HIGH	LOW	HIGH	LOW
0.93613 (12/Jan)	0.91660 (09/Jan)	0.94072 (06/Jan)	0.91660 (09/Jan)	0.94072 (06/Jan)	0.91660 (09/Jan)

AUD/USD

Interest Rate: 3.10% (AU) / 4.25% - 4.50% (US)



RESISTANCE	0.70882	
	0.70408	
	0.70094	
SUPPORT	0.69306	
	0.68832	
	0.68518	
SUGGESTION	BUY	0.6970
	SELL	---
	S/L	0.6930
	T/P:	0.7010 0.7040

DATE	OPEN	HIGH	LOW	RANGE	CLOSE	CHANGE	PREVIOUS
Jan 13	0.69624	0.69933	0.69145	78,8	0.69781	↑ 15,5	0.69626

WEEKLY		JANUARY		2023	
HIGH	LOW	HIGH	LOW	HIGH	LOW
0.69933 (13/Jan)	0.68589 (10/Jan)	0.69933 (13/Jan)	0.66870 (03/Jan)	0.69933 (13/Jan)	0.66870 (03/Jan)

All price & chart based on Valbury MT4 Platform

NZD/USD

Interest Rate: 4.25% (NZ) / 4.25% - 4.50% (US)



RESISTANCE	0.65024	
	0.64585	
	0.64220	
SUPPORT	0.63416	
	0.62977	
	0.62612	
SUGGESTION	BUY	0.6380
	SELL	---
	S/L	0.6340
	T/P:	0.6420 0.6455

DATE	OPEN	HIGH	LOW	RANGE	CLOSE	CHANGE	PREVIOUS
Jan 13	0.63865	0.64145	0.63341	80,4	0.63856	↓ 1,1	0.63867

WEEKLY		JANUARY		2023	
HIGH	LOW	HIGH	LOW	HIGH	LOW
0.64168 (12/Jan)	0.63055 (12/Jan)	0.64168 (12/Jan)	0.61903 (06/Jan)	0.64168 (12/Jan)	0.61903 (06/Jan)

USD/CAD

Interest Rate: 4.25% - 4.50% (US) / 4.25% (CA)



DATE	OPEN	HIGH	LOW	RANGE	CLOSE	CHANGE	PREVIOUS
Jan 13	1.33647	1.34385	1.33205	118,0	1.33904	↑ 25,7	1.33647

WEEKLY		JANUARY		2023	
HIGH	LOW	HIGH	LOW	HIGH	LOW
1.34588 (12/Jan)	1.33205 (13/Jan)	1.36841 (03/Jan)	1.33205 (13/Jan)	1.36841 (03/Jan)	1.33205 (13/Jan)

All price & chart based on Valbury MT4 Platform

EURJPY

Interest Rate: 2.50% (EU) / -0.10% (JP)



DATE	OPEN	HIGH	LOW	RANGE	CLOSE	CHANGE	PREVIOUS
Jan 13	140.263	140.394	138.003	239,1	138.531	↓ 171,2	140.243

WEEKLY		JANUARY		2023	
HIGH	LOW	HIGH	LOW	HIGH	LOW
142.844 (11/Jan)	138.003 (13/Jan)	142.844 (11/Jan)	137.377 (03/Jan)	142.844 (11/Jan)	137.377 (03/Jan)

GOLD (XAU/USD)



RESISTANCE	1960.57	
	1941.17	
	1930.95	
SUPPORT	1901.33	
	1881.93	
	1871.71	
SUGGESTION	BUY	1915.00
	SELL	---
	S/L	1901.00
	T/P:	1931.00 1941.00

DATE	OPEN	HIGH	LOW	RANGE	CLOSE	CHANGE	PREVIOUS
Jan 13	1895.51	1921.76	1892.14	29.62	1920.74	↑ 24.13	1896.61

WEEKLY		JANUARY		2023	
HIGH	LOW	HIGH	LOW	HIGH	LOW
1921.76 (13/Jan)	1866.13 (09/Jan)	1921.76 (13/Jan)	1823.61 (03/Jan)	1921.76 (13/Jan)	1823.61 (03/Jan)

All price & chart based on Valbury MT4 Platform

SILVER – XAG/USD



RESISTANCE	25.323	
	24.797	
	24.524	
SUPPORT	23.725	
	23.199	
	22.926	
SUGGESTION	BUY	24.15
	SELL	---
	S/L	23.70
	T/P:	24.50 24.80

DATE	OPEN	HIGH	LOW	RANGE	CLOSE	CHANGE	PREVIOUS
Jan 13	23.743	24.270	23.471	0.799	24.252	↑ 0.501	23.751

WEEKLY		JANUARY		2023	
HIGH	LOW	HIGH	LOW	HIGH	LOW
24.270 (13/Jan)	23.193 (11/Jan)	24.526 (03/Jan)	23.094 (05/Jan)	24.526 (03/Jan)	23.094 (05/Jan)

OIL WTI – CL-FEB/USD
(Exp. 18 January 2023)



RESISTANCE	82.92	
	81.52	
	80.79	
SUPPORT	78.66	
	77.26	
	76.53	
SUGGESTION	BUY	79.70
	SELL	---
	S/L	78.65
	T/P:	80.80 81.50

DATE	OPEN	HIGH	LOW	RANGE	CLOSE	CHANGE	PREVIOUS
Jan 13	78.33	80.12	77.99	2.13	80.06	↑ 1.79	78.27

WEEKLY		JANUARY		2023	
HIGH	LOW	HIGH	LOW	HIGH	LOW
80.12 (13/Jan)	73.61 (09/Jan)	81.50 (03/Jan)	72.48 (05/Jan)	81.50 (03/Jan)	72.48 (05/Jan)

All price & chart based on Valbury MT4 Platform

PT. Valbury Asia Futures

Disclaimer

All contents of this report have been prepared by the Research Dept. of Valbury Asia Futures and are provided solely for informational purpose. We have taken reasonable measures to ensure the accuracy of the report, however, do not guarantee its accuracy and will not accept liability for any consequential loss or damage which may arise directly or indirectly from any use of the report.

Published by RESEARCH DEPARTMENT – PT VALBURY ASIA FUTURES
Menara Karya 9th Floor, Jl. HR Rasuna Said Blok X-5 Kav. 1-2 Jakarta 12950 Indonesia
Phone : +6221-25533777, Email: research@valbury.com