








## Daily Outlook

GLOBAL MARKETS & ECONOMIES | WEEKLY ECONOMIC INDICATORS | CURRENCIES | PRECIOUS METAL | OIL |

### “USD Melonjak Setelah Data Penjualan Ritel AS Yang Lebih Kuat Dari Perkiraan”

Counter	News	Trend	Support	Resistance
 <b>CLc1 (WTI)</b>	<b>OIL</b> – Harga minyak ditutup lebih rendah pada hari Senin setelah serangan akhir pekan Iran terhadap Israel terbukti tidak terlalu merusak seperti yang diantisipasi sehingga mengurangi kekhawatiran akan konflik yang meningkat dengan cepat dan dapat mengurangi pasokan minyak mentah. Resistance 86.29, support 84.52	↑	84.52	86.29
 <b>XAUUSD</b>	<b>XAUUSD</b> – Harga emas naik pada hari Senin karena permintaan safe-haven yang dipicu oleh ketegangan Timur Tengah bahkan ketika dolar dan imbal hasil Treasury AS menguat setelah kenaikan yang lebih tinggi dari perkiraan dalam penjualan ritel AS pada bulan Maret yang memicu kekhawatiran bahwa Federal Reserve dapat menunda penurunan suku bunga tahun ini. Resistance 2405.74, support 2342.30	↑	2342.30	2405.74
 <b>EURUSD</b>	<b>EURUSD</b> – Harga turun setelah USD ditutup menguat dan menyentuh level tertinggi sejak awal November terhadap sejumlah mata uang pada hari Senin dan membawa Yen Jepang ke level terendah sejak tahun 1990 setelah penjualan ritel AS meningkat lebih dari perkiraan pada bulan Maret. Investor juga fokus pada meningkatnya ketegangan di Timur Tengah yang dipandang sebagai peningkatan permintaan terhadap safe haven Dolar AS. Resistance utama di 1.0652, support di 1.0607	↓	1.0607	1.0652
 <b>USDJPY</b>	<b>USDJPY</b> – Yen melemah karena USD naik mencapai level tertinggi sejak awal bulan November pada hari Senin dan mengirim yen ke level terendah sejak tahun 1990 setelah penjualan ritel AS meningkat sebesar 0.7% melebihi perkiraan pada bulan Maret dan pejabat moneter Jepang telah meningkatkan peringatan bahwa mereka mungkin melakukan intervensi untuk menopang mata uangnya. Resistance 154.69, support 153.47	↑	153.47	154.69
 <b>GBPUSD</b>	<b>GBPUSD</b> – Harga turun setelah USD ditutup menguat dan menyentuh level tertinggi sejak awal November terhadap sejumlah mata uang pada hari Senin dan membawa Yen Jepang ke level terendah sejak tahun 1990 setelah penjualan ritel AS meningkat lebih dari perkiraan pada bulan Maret. Investor juga fokus pada meningkatnya ketegangan di Timur Tengah, yang dipandang sebagai peningkatan permintaan terhadap safe haven Dolar AS. Resistance utama 1.2483, support 1.2420	↓	1.2420	1.2483
 <b>USDCHF</b>	<b>USDCHF</b> – Harga naik setelah USD ditutup menguat dan menyentuh level tertinggi sejak awal November terhadap sejumlah mata uang pada hari Senin dan membawa Yen Jepang ke level terendah sejak tahun 1990 setelah penjualan ritel AS meningkat lebih dari perkiraan pada bulan Maret. Investor juga fokus pada meningkatnya ketegangan di Timur Tengah yang dipandang sebagai peningkatan permintaan terhadap safe haven Dolar AS. Resistance utama 0.9140, support 0.9085	↑	0.9085	0.9140
 <b>AUDUSD</b>	<b>AUDUSD</b> – Harga turun karena USD mencapai level tertinggi sejak awal bulan November pada hari Senin setelah penjualan ritel AS meningkat sebesar 0.7% lebih dari yang diperkirakan pada bulan Maret, investor juga fokus pada meningkatnya ketegangan di Timur Tengah yang dipandang dapat meningkatkan permintaan terhadap safe-haven dolar. Resistance 0.6476, support 0.6421	↓	0.6421	0.6476

### ECONOMIC INDICATORS

DATE	WIB	CT Y	INDICATORS	PER	ACTUAL	FORECAST	PREV.	REV.
<b>Mon/15-Apr-24</b>	05:30	NZ	Performance Services Index	Mar	47.5	--	53	--
	06:50	JP	Core Machine Orders MoM	Feb	7.7%	--	-1.7%	--
	06:50	JP	Core Machine Orders YoY	Feb	-1.8%	--	-10.9%	--
	13:30	CH	Producer & Import Prices YoY	Mar	-2.1%	--	-2%	--
	13:30	CH	Producer & Import Prices MoM	Mar	0.1%	--	0.1%	--
	16:00	EZ	Industrial Production SA MoM	Feb	0.8%	0.8%	-3.2%	-3%
	16:00	EZ	Industrial Production WDA YoY	Feb	-6.4%	--	-6.7%	6.6%
	19:15	CA	Housing Starts	Mar	--	--	253.5k	--
	19:30	CA	Manufacturing Sales MoM	Feb	0.7%	0.7%	0.2%	--
	19:30	CA	Wholesale Sales ex Petroleum MoM	Feb	0%	0.8%	0.1%	--
	19:30	US	Empire Manufacturing	Apr	-14.3	-9	-20.9	--
	19:30	US	Retail Sales Advance MoM	Mar	0.7%	0.3%	0.6%	0.9%
	19:30	US	Retail Sales Ex Auto MoM	Mar	1.1%	0.4%	0.3%	0.6%
	19:30	US	Retail Sales Ex Auto and Gas	Mar	1%	0.3%	0.3%	0.5%
	19:30	US	Retail Sales Control Group	Mar	1.1%	0.4%	0.0%	0.3%
	21:00	US	Business Inventories	Feb	0.4%	0.3%	0.0%	--
	21:00	US	NAHB Housing Market Index	Apr	51	51	51	--
<b>Tue/16-Apr-24</b>	07:00	US	Fed's Daly Gives Keynote Remarks					
	09:00	CN	GDP YTD YoY	1Q		5%	5.2%	--
	09:00	CN	GDP SA QoQ	1Q		1.4%	1%	--
	09:00	CN	Industrial Production YoY	Mar		6%	--	--
	09:00	CN	GDP YoY	1Q		5%	5.2%	--
	09:00	CN	Retail Sales YoY	Mar		5.3%	--	--
	09:00	CN	Industrial Production YTD YoY	Mar		--	7%	--
	09:00	CN	Retail Sales YTD YoY	Mar		--	5.5%	--
	09:00	CN	Surveyed Jobless Rate	Mar		5.2%	5.3%	--
	13:00	GB	Average Weekly Earnings 3M/YoY	Feb		--	5.6%	--
	13:00	GB	Weekly Earnings ex Bonus 3M/YoY	Feb		--	6.1%	--
	13:00	GB	ILO Unemployment Rate 3Mths	Feb		--	3.9%	--
	13:00	GB	Employment Change 3M/3M	Feb		--	-21k	--
	13:00	GB	Payrolled Employees Monthly Change	Mar		--	20k	--
	13:00	GB	Claimant Count Rate	Mar		--	4%	--
	13:00	GB	Jobless Claims Change	Mar		--	16.8k	--
	16:00	EZ	ZEW Survey Expectations	Apr		--	33.5	--
	16:00	EZ	Trade Balance SA	Feb		--	28.1b	--
	16:00	EZ	Trade Balance NSA	Feb		--	11.4b	--
	16:00	DE	ZEW Survey Expectations	Apr		--	31.7	--
	16:00	DE	ZEW Survey Current Situation	Apr		--	-80.5	--
	19:30	CA	CPI NSA MoM	Mar		--	0.3%	--
	19:30	CA	CPI YoY	Mar		--	2.8%	--
	19:30	CA	Consumer Price Index	Mar		--	158.8	--
	19:30	CA	CPI Core- Median YoY%	Mar		--	3.1%	--
	19:30	CA	CPI Core- Trim YoY%	Mar		--	3.2%	--
	19:30	US	Building Permits MoM	Mar		-0.9%	1.9%	2.4%
	19:30	US	Building Permits	Mar		1510k	1518k	1524k
	19:30	US	Housing Starts	Mar		1475k	1521k	--
	19:30	US	Housing Starts MoM	Mar		-3%	10.7%	--
	20:15	US	Industrial Production MoM	Mar		0.2%	0.1%	--
	20:15	US	Capacity Utilization	Mar		78.5%	78.3%	--
20:15	US	Manufacturing (SIC) Production	Mar		--	0.8%	--	
<b>Wed/17-Apr-24</b>	05:45	NZ	CPI QoQ	1Q		--	0.5%	--
	05:45	NZ	CPI YoY	1Q		--	4.7%	--
	05:45	NZ	CPI Tradeable QoQ	1Q		--	-0.2%	--
	05:45	NZ	CPI Non Tradeable QoQ	1Q		--	1.1%	--
	06:50	JP	Trade Balance	Mar		--	-¥379.4b	-¥377.8b
	06:50	JP	Trade Balance Adjusted	Mar		--	-¥451.6b	--
	06:50	JP	Exports YoY	Mar		--	7.8%	--
	06:50	JP	Imports YoY	Mar		--	0.5%	--
	07:30	AU	Westpac Leading Index MoM	Mar		--	0.08%	--
	13:00	GB	CPI MoM	Mar		--	0.6%	--
	13:00	GB	CPI YoY	Mar		--	3.4%	--
	13:00	GB	CPI Core YoY	Mar		--	4.5%	--
	13:00	GB	CPI Services YoY	Mar		--	6.1%	--
	13:00	GB	CPIH YoY	Mar		--	3.8%	--
	13:00	GB	Retail Price Index	Mar		--	381	--
	13:00	GB	RPI MoM	Mar		--	0.8%	--
	13:00	GB	RPI YoY	Mar		--	4.5%	--

	13:00	GB	RPI Ex Mort Int.Payments (YoY)	Mar	--	3.5%	--
	13:00	GB	PPI Output NSA MoM	Mar	--	0.3%	--
	13:00	GB	PPI Output NSA YoY	Mar	--	0.4%	--
	13:00	GB	PPI Input NSA MoM	Mar	--	-0.4%	--
	13:00	GB	PPI Input NSA YoY	Mar	--	-2.7%	--
	16:00	EZ	CPI YoY	Mar F	--	2.6%	2.6%
	16:00	EZ	CPI MoM	Mar F	--	0.8%	--
	16:00	EZ	CPI Core YoY	Mar F	--	2.9%	--
	21:30	US	DOE U.S. Crude Oil Inventories	12-Apr	--	--	--
	21:30	US	DOE Cushing OK Crude Inventory	12-Apr	--	--	--
	21:30	US	DOE U.S. Gasoline Inventories	12-Apr	--	--	--
	21:30	US	DOE U.S. Distillate Inventory	12-Apr	--	--	--
	21:30	US	DOE U.S. Refinery Utilization	12-Apr	--	--	--
<b>Thu/18-Apr-24</b>	01:00	US	Federal Reserve Releases Beige Book				
	08:30	AU	NAB Business Confidence	1Q	--	-6	--
	08:30	AU	Participation Rate	Mar	--	66.7%	--
	08:30	AU	Part Time Employment Change	Mar	--	38.3k	--
	08:30	AU	Unemployment Rate	Mar	--	3.7%	--
	08:30	AU	Employment Change	Mar	--	116.5k	--
	08:30	AU	Full Time Employment Change	Mar	--	78.2k	--
	08:30	JP	BOJ Board Noguchi Speech in Saga				
	11:30	JP	Tertiary Industry Index MoM	Feb	--	0.3%	--
	13:00	JP	Machine Tool Orders YoY	Mar F	--	--	--
	13:00	CH	Exports Real MoM	Mar	--	0.2%	--
	13:00	CH	Imports Real MoM	Mar	--	3.8%	--
	15:00	EZ	ECB Current Account SA	Feb	--	39.4b	--
	16:00	EZ	Construction Output MoM	Feb	--	0.5%	--
	16:00	EZ	Construction Output YoY	Feb	--	0.8%	--
	19:30	US	Initial Jobless Claims	13-Apr	--	--	--
	19:30	US	Continuing Claims	6-Apr	--	--	--
	20:15	US	Fed's Bowman Speaks at SIFMA Roundtable				
	21:00	US	Leading Index	Mar	0.1%	0.1%	--
	21:00	US	Existing Home Sales	Mar	4.35m	4.38m	--
	21:00	US	Existing Home Sales MoM	Mar	-0.7%	9.5%	--
	22:00	US	Fed's Bostic Speaks in Fireside Chat on Economy				
<b>Fri/19-Apr-24</b>	04:45	US	Fed's Bostic Chats About Economy, Monetary Policy				
	06:30	JP	Natl CPI YoY	Mar	--	2.8%	--
	06:30	JP	Natl CPI Ex Fresh Food YoY	Mar	--	2.8%	--
	06:30	JP	Natl CPI Ex Fresh Food, Energy YoY	Mar	--	3.2%	--
	13:00	DE	PPI MoM	Mar	--	-0.4%	--
	13:00	DE	PPI YoY	Mar	--	-4.1%	--
	13:00	GB	Retail Sales Inc Auto Fuel MoM	Mar	--	0.0%	--
	13:00	GB	Retail Sales Inc Auto Fuel YoY	Mar	--	-0.4%	--
	13:00	GB	Retail Sales Ex Auto Fuel MoM	Mar	--	0.2%	--
	13:00	GB	Retail Sales Ex Auto Fuel YoY	Mar	--	-0.5%	--
	21:30	US	Fed's Goolsbee Participates in Q&A				
<b>Sat/20-Apr-24</b>	00:00	US	Baker Hughes U.S. Rig Count	19-Apr	--	--	--

**OIL WTI – CL-MAY/USD**  
(Exp. 18 Apr 2024)



RESISTANCE	88.06	
	86.94	
	86.29	
SUPPORT	84.52	
	83.40	
	82.75	
SUGGESTION	BUY	85.35
	SELL	---
	S/L	84.50
	T/P:	86.30 86.95

DATE	OPEN	HIGH	LOW	RANGE	CLOSE	CHANGE	PREVIOUS
Apr 15	85.76	85.82	84.05	1.77	85.64	↑ 0.20	85.44

WEEKLY		APRIL		2024	
HIGH	LOW	HIGH	LOW	HIGH	LOW
85.82 (15/Apr)	84.05 (15/Apr)	87.63 (12/Apr)	82.63 (01/Apr)	87.63 (12/Apr)	69.30 (03/Jan)

**GOLD (XAU/USD)**



RESISTANCE	2469.18	
	2428.32	
	2405.74	
SUPPORT	2342.30	
	2301.44	
	2278.86	
SUGGESTION	BUY	2373.00
	SELL	---
	S/L	2342.00
	T/P:	2405.00 2428.00

DATE	OPEN	HIGH	LOW	RANGE	CLOSE	CHANGE	PREVIOUS
Apr 15	2355.36	2387.46	2324.02	63.44	2383.16	↑ 39.58	2343.58

WEEKLY		APRIL		2024	
HIGH	LOW	HIGH	LOW	HIGH	LOW
2387.46 (15/Apr)	2324.02 (15/Apr)	2431.35 (12/Apr)	2228.35 (01/Apr)	2431.35 (12/Apr)	1989.97 (13/Feb)

### SILVER – XAG/USD



RESISTANCE	30.080	
	29.473	
	29.159	
SUPPORT	28.238	
	27.631	
	27.317	
SUGGESTION	BUY	28.65
	SELL	---
	S/L	28.20
	T/P:	29.15 29.45

DATE	OPEN	HIGH	LOW	RANGE	CLOSE	CHANGE	PREVIOUS
Apr 15	27.982	28.867	27.946	0.921	28.844	↑ 0.844	28.000

WEEKLY		APRIL		2024	
HIGH	LOW	HIGH	LOW	HIGH	LOW
28.867 (15/Apr)	27.946 (15/Apr)	29.773 (12/Apr)	24.719 (01/Apr)	29.773 (12/Apr)	21.903 (22/Jan)

### EUR/USD

Interest Rate: 4.50% (EU) / 5.25% - 5.50% (US)



RESISTANCE	1.06973	
	1.06809	
	1.06524	
SUPPORT	1.06075	
	1.05911	
	1.05626	
SUGGESTION	BUY	---
	SELL	1.0630
	S/L	1.0660
	T/P:	1.0580 1.0560

DATE	OPEN	HIGH	LOW	RANGE	CLOSE	CHANGE	PREVIOUS
Apr 15	1.06488	1.06644	1.06195	44,9	1.06240	↓ 14,0	1.06380

WEEKLY		APRIL		2024	
HIGH	LOW	HIGH	LOW	LOW	HIGH
1.06644 (15/Apr)	1.06195 (15/Apr)	1.08842 (09/Apr)	1.06195 (15/Apr)	1.10438 (02/Jan)	1.06195 (15/Apr)

All price & chart based on Valbury MT4 Platform

### USDJPY

Interest Rate: 5.25% - 5.50% (US) / 0.00% (JP)



RESISTANCE	155.908	
	155.172	
	154.690	
SUPPORT	153.472	
	152.736	
	152.254	
SUGGESTION	BUY	154.05
	SELL	---
	S/L	153.45
	T/P:	154.70 155.15

DATE	OPEN	HIGH	LOW	RANGE	CLOSE	CHANGE	PREVIOUS
Apr 15	153.262	154.435	153.217	121,8	154.209	↑ 98,2	153.227

WEEKLY		APRIL		2024	
HIGH	LOW	HIGH	LOW	HIGH	LOW
154.435 (15/Apr)	153.217 (15/Apr)	154.435 (15/Apr)	150.802 (05/Apr)	154.435 (15/Apr)	140.806 (02/Jan)

### GBP/USD

Interest Rate: 5.25% (GB) / 5.25% - 5.50% (US)



RESISTANCE	1.25459	
	1.25217	
	1.24830	
SUPPORT	1.24201	
	1.23959	
	1.23572	
SUGGESTION	BUY	---
	SELL	1.2455
	S/L	1.2490
	T/P:	1.2400 1.2375

DATE	OPEN	HIGH	LOW	RANGE	CLOSE	CHANGE	PREVIOUS
Apr 15	1.24587	1.24976	1.24347	62,9	1.24442	↓ 2,0	1.24462

WEEKLY		APRIL		2024	
HIGH	LOW	HIGH	LOW	HIGH	LOW
1.24976 (15/Apr)	1.24347 (15/Apr)	1.27083 (09/Apr)	1.24256 (12/Apr)	1.28926 (08/Mar)	1.24256 (12/Apr)

All price & chart based on Valbury MT4 Platform

### USD/CHF

Interest Rate: 5.25% - 5.50% (US) / 1.50% (CH)



RESISTANCE	0.91800	
	0.91655	
	0.91400	
SUPPORT	0.91000	
	0.90855	
	0.90600	
SUGGESTION	BUY	0.9110
	SELL	---
	S/L	0.9085
	T/P:	0.9155 0.9170

DATE	OPEN	HIGH	LOW	RANGE	CLOSE	CHANGE	PREVIOUS
Apr 15	0.91319	0.91509	0.91109	40,0	0.91146	↓ 24,9	0.91395

WEEKLY		APRIL		2024	
HIGH	LOW	HIGH	LOW	HIGH	LOW
0.91509 (15/Apr)	0.91109 (15/Apr)	0.91509 (15/Apr)	0.89968 (05/Apr)	0.91509 (15/Apr)	0.84012 (02/Jan)

### AUD/USD

Interest Rate: 4.35% (AU) / 5.25% - 5.50% (US)



RESISTANCE	0.65325	
	0.65124	
	0.64768	
SUPPORT	0.64211	
	0.64010	
	0.63654	
SUGGESTION	BUY	---
	SELL	0.6450
	S/L	0.6475
	T/P:	0.6420 0.6400

DATE	OPEN	HIGH	LOW	RANGE	CLOSE	CHANGE	PREVIOUS
Apr 15	0.64734	0.64924	0.64367	55,7	0.64411	↓ 17,8	0.64589

WEEKLY		APRIL		2024	
HIGH	LOW	HIGH	LOW	HIGH	LOW
0.64924 (15/Apr)	0.64367 (15/Apr)	0.66442 (09/Apr)	0.64367 (15/Apr)	0.68381 (02/Jan)	0.64367 (15/Apr)

All price & chart based on Valbury MT4 Platform

### NZD/USD

Interest Rate: 5.50% (NZ) / 5.25% - 5.50% (US)



RESISTANCE	0.59931	
	0.59728	
	0.59378	
SUPPORT	0.58825	
	0.58622	
	0.58272	
SUGGESTION	BUY	---
	SELL	0.5910
	S/L	0.5940
	T/P:	0.5880 0.5860

DATE	OPEN	HIGH	LOW	RANGE	CLOSE	CHANGE	PREVIOUS
Apr 15	0.59433	0.59526	0.58973	55,3	0.59027	↓ 32,3	0.59350

WEEKLY		APRIL		2024	
HIGH	LOW	HIGH	LOW	HIGH	LOW
0.59526 (15/Apr)	0.58973 (15/Apr)	0.60819 (10/Apr)	0.58973 (15/Apr)	0.63216 (02/Jan)	0.58973 (15/Apr)

### USD/CAD

Interest Rate: 5.25% - 5.50% (US) / 5.00% (CA)



RESISTANCE	1.38807	
	1.38365	
	1.38125	
SUPPORT	1.37443	
	1.37001	
	1.36761	
SUGGESTION	BUY	1.3775
	SELL	---
	S/L	1.3740
	T/P:	1.3810 1.3835

DATE	OPEN	HIGH	LOW	RANGE	CLOSE	CHANGE	PREVIOUS
Apr 15	1.37606	1.37924	1.37242	68,2	1.37884	↑ 13,8	1.37746

WEEKLY		APRIL		2024	
HIGH	LOW	HIGH	LOW	HIGH	LOW
1.37924 (15/Apr)	1.37242 (15/Apr)	1.37924 (15/Apr)	1.34769 (04/Apr)	1.37924 (15/Apr)	1.32277 (02/Jan)

All price & chart based on Valbury MT4 Platform



**EURJPY**

Interest Rate: 4.50% (EU) / 0.00% (JP)

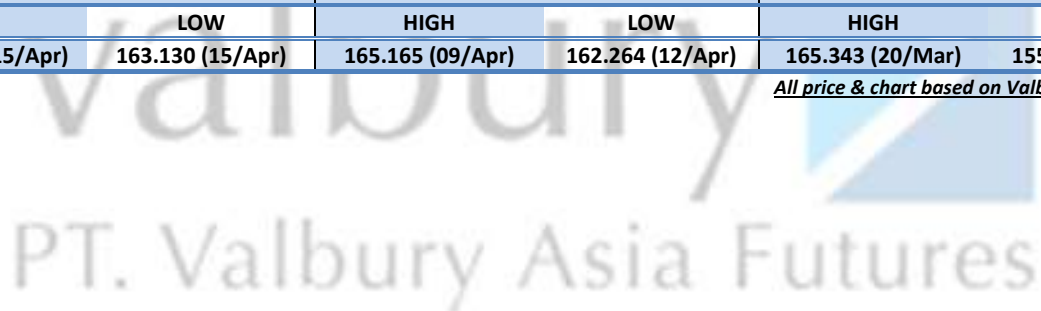


<b>RESISTANCE</b>	165.769	
	165.099	
	164.471	
<b>SUPPORT</b>	163.173	
	162.503	
	161.875	
<b>SUGGESTION</b>	<b>BUY</b>	163.80
	<b>SELL</b>	---
	<b>S/L</b>	163.15
	<b>T/P:</b>	164.45 165.10

DATE	OPEN	HIGH	LOW	RANGE	CLOSE	CHANGE	PREVIOUS
Apr 15	163.221	164.428	163.130	129,8	163.844	↑ 82,5	163.019

WEEKLY		APRIL		2024	
HIGH	LOW	HIGH	LOW	HIGH	LOW
164.428 (15/Apr)	163.130 (15/Apr)	165.165 (09/Apr)	162.264 (12/Apr)	165.343 (20/Mar)	155.060 (02/Jan)

*All price & chart based on Valbury MT4 Platform*



## Disclaimer

All contents of this report have been prepared by the Research Dept. of Valbury Asia Futures and are provided solely for informational purpose. We have taken reasonable measures to ensure the accuracy of the report, however, do not guarantee its accuracy and will not accept liability for any consequential loss or damage which may arise directly or indirectly from any use of the report.

Published by RESEARCH DEPARTMENT – PT VALBURY ASIA FUTURES  
Menara Karya 9th Floor, Jl. HR Rasuna Said Blok X-5 Kav. 1-2 Jakarta 12950 Indonesia  
Phone : +6221-25533777, Email: [research@valbury.com](mailto:research@valbury.com)