








## Daily Outlook

GLOBAL MARKETS & ECONOMIES | WEEKLY ECONOMIC INDICATORS | CURRENCIES | PRECIOUS METAL | O I L |

Counter	News	Trend	Support	Resistance
 <b>EURUSD</b>	<b>EURUSD</b> – Harga naik setelah Yen Jepang menguat 1% terhadap USD, setelah Bank of Japan melakukan pemeriksaan suku bunga dalam kemungkinan persiapan untuk intervensi mata uang, sementara investor mencerna data harga produsen AS. <i>Resistance di 1.0015, support di 0.9947</i>	↑	0.9947	1.0015
 <b>USDJPY</b>	<b>USDJPY</b> – Harga yen menguat terhadap USD setelah Bank of Japan melakukan pemeriksaan suku bunga dengan bank-bank dalam kemungkinan persiapan untuk intervensi mata uang. Fokus hari ini pada rilis data penjualan ritel AS. <i>Resistance 144.53, support 142.12</i>	↓	142.12	144.53
 <b>USDCHF</b>	<b>USDCHF</b> – Harga naik setelah Yen Jepang menguat 1% terhadap USD, setelah Bank of Japan melakukan pemeriksaan suku bunga dalam kemungkinan persiapan untuk intervensi mata uang, sementara investor mencerna data harga produsen AS. <i>Resistance utama 0.9643, support 0.9595</i>	↓	0.9595	0.9643
 <b>GBPUSD</b>	<b>GBPUSD</b> – Harga naik setelah Yen Jepang menguat 1% terhadap USD, setelah Bank of Japan melakukan pemeriksaan suku bunga dalam kemungkinan persiapan untuk intervensi mata uang, sementara investor mencerna data harga produsen AS. <i>Resistance utama 1.1591, support 1.1482</i>	↑	1.1482	1.1591
 <b>AUDUSD</b>	<b>AUDUSD</b> – Harga turun meskipun USD melemah setelah data yang menunjukkan harga produsen AS (PPI) turun dalam dua bulan berturut-turut pada bulan Agustus karena harga bensin turun namun diperkirakan Federal Reserve akan tetap agresif menaikkan suku bunga untuk mengatasi inflasi. Fokus hari ini pada rilis data pekerjaan Australia dan data penjualan ritel AS. <i>Resistance 0.6769, support 0.6714</i>	↓	0.6714	0.6769
 <b>XAUUSD</b>	<b>XAUUSD</b> – Harga emas turun setelah dolar dan imbal hasil Treasury AS naik didorong oleh ekspektasi kenaikan suku bunga sebesar 75 bps yang akan diputuskan oleh Federal Reserve dalam pertemuan kebijakan minggu depan. Fokus hari ini pada rilis data penjualan ritel AS. <i>Resistance 1704.94, support 1691.50</i>	↓	1691.50	1704.94
 <b>CLc1 (WTI)</b>	<b>Oil</b> – Harga minyak naik tipis sekitar 1% karena pengawas energi internasional memperkirakan peningkatan peralihan dari gas ke minyak karena harga yang tinggi di musim dingin ini namun prospek permintaan tetap suram. <i>Resistance 90.72, support 86.73</i>	↑	86.73	90.72

### ECONOMIC INDICATORS

DATE	WIB	CTY	INDICATORS	PER	ACTUAL	FORECAST	PREV.	REV.
Mon/12-Sep-22	All	CN	Bank Holiday (Mid-Autumn Moon Festival)					
	All	HK	Bank Holiday (Mid-Autumn Moon Festival)					
	All	KR	Chuseok – Thanksgiving Day)					
	13:00	JP	Machine Tool Orders YoY	Aug P	10.7%	--	5.5%	--
	13:00	GB	Monthly GDP (MoM)	Jul	0.2%	0.4%	-0.6%	--
	13:00	GB	Monthly GDP (3M/3M)	Jul	0.0%	0.1%	0.4%	-0.1%
	13:00	GB	Construction Output MoM	Jul	-0.8%	0.5%	-1.4%	--
	13:00	GB	Construction Output YoY	Jul	4.3%	5.6%	4.1%	--
	13:00	GB	Industrial Production MoM	Jul	-0.3%	0.4%	-0.9%	--
	13:00	GB	Industrial Production YoY	Jul	1.1%	1.9%	2.4%	--
	13:00	GB	Manufacturing Production MoM	Jul	0.1%	0.4%	-1.6%	--
	13:00	GB	Manufacturing Production YoY	Jul	1.1%	1.6%	1.3%	--
	13:00	GB	Index of Services MoM	Jul	--	--	-0.5%	--
	13:00	GB	Index of Services 3M/3M	Jul	-0.2%	-0.2%	-0.4%	--
	13:00	GB	Visible Trade Balance GBP/Mn	Jul	£-19362m	£-22400m	£22847m	--
	13:00	GB	Trade Balance GBP/Mn	Jul	£-7793m	--	£-11387m	--
	13:00	GB	Visible Trade Balance Ex Precious Metals	Jul	£-10190m	--	£-22084m	£-12290m
	13:00	GB	Trade Balance Ex Precious Metals	Jul	--	--	£10624m	--
	14:30	EZ	ECB's Guindos Speaks					
	19:00	EZ	ECB's Schnabel Speaks					
21:00	DE	Current Account Balance	Jul	€5b	--	€16.2b	--	
Tue/13-Sep-22	04:00	NZ	REINZ House Sales YoY	Aug	--	--	-36.7%	--
	06:50	JP	PPI YoY	Aug	9%	8.9%	8.6%	9%
	06:50	JP	PPI MoM	Aug	0.2%	0.4%	0.4%	0.7%
	06:50	JP	BSI Large Manufacturing QoQ	3Q	1.7%	--	-9.9	--
	06:50	JP	BSI Large All Industry QoQ	3Q	--	--	-0.9	--
	07:30	AU	Westpac Consumer Conf Index	Sep	84.4	--	81.2	--
	07:30	AU	Westpac Consumer Conf SA MoM	Sep	3.9%	--	-3%	--
	08:30	AU	NAB Business Conditions	Aug	20	--	20	--
	08:30	AU	NAB Business Confidence	Aug	10	--	7	8
	13:00	DE	CPI MoM	Aug F	0.3%	0.3%	0.3%	0.9%
	13:00	DE	CPI YoY	Aug F	7.9%	7.9%	7.9%	7.5%
	13:00	DE	CPI EU Harmonized MoM	Aug F	0.4%	0.4%	0.4%	0.8%
	13:00	DE	CPI EU Harmonized YoY	Aug F	8.8%	8.8%	8.8%	8.5%
	13:00	GB	Payrolled Employees Monthly Change	Aug	--	--	73k	--
	13:00	GB	Claimant Count Rate	Aug	3.6%	3.8%	3.9%	3.8%
	13:00	GB	Jobless Claims Change	Aug	6.3k	--	-10.6k	-10.5k
	13:00	GB	Average Weekly Earnings 3M/YoY	Jul	5.5%	5.4%	5.1%	5.2%
	13:00	GB	Weekly Earnings ex Bonus 3M/YoY	Jul	5.2%	5%	4.7%	--
	13:00	GB	ILO Unemployment Rate 3Mths	Jul	3.6%	3.8%	3.8%	--
	13:00	GB	Employment Change 3M/3M	Jul	40k	128k	160k	--
	13:30	CH	Producer & Import Prices MoM	Aug	-0.1%	--	-0.1%	--
	13:30	CH	Producer & Import Prices YoY	Aug	5.5%	--	6.3%	--
	16:00	EZ	ZEW Survey Expectations	Sep	-60.7	-58.3	-54.9	--
	16:00	DE	ZEW Survey Expectations	Sep	-61.9	-60	-55.3	--
	16:00	DE	ZEW Survey Current Situation	Sep	-60.5	-52.2	-47.6	--
	17:00	US	NFIB Small Business Optimism	Aug	91.8	90.5	89.9	--
	19:30	US	CPI MoM	Aug	0.1%	-0.1%	0.0%	--
19:30	US	CPI Ex Food and Energy MoM	Aug	0.6%	0.3%	0.3%	--	
19:30	US	CPI YoY	Aug	8.3%	8.1%	8.5%	--	
19:30	US	CPI Ex Food and Energy YoY	Aug	6.3%	6.1%	5.9%	--	
19:30	US	CPI Index NSA	Aug	296.171	295.53	296.276	--	
19:30	US	CPI Core Index SA	Aug	295.62	--	295.275	--	
19:30	US	Real Avg Hourly Earning YoY	Aug	--	--	-3%	--	
19:30	US	Real Avg Weekly Earnings YoY	Aug	--	--	-3.6%	--	
Wed/14-Sep-22	01:00	US	Monthly Budget Statement	Aug	\$-220b	\$-213.5b	\$-211.1b	\$-211b
	05:45	NZ	BoP Current Account Balance NZD	2Q	NZ\$-5.224b	NZ\$-4.7b	NZ\$-6.143b	NZ\$-6.502b
	05:45	NZ	Current Account GDP Ratio YTD	2Q	-7.7%	-7.4%	-6.5%	--
	06:50	JP	Core Machine Orders MoM	Jul	5.3%	-0.8%	0.9%	--
	06:50	JP	Core Machine Orders YoY	Jul	12.8%	6.6%	6.5%	--

	11:30	JP	Industrial Production MoM	Jul F	0.8%	1%	1%	9.2%
	11:30	JP	Industrial Production YoY	Jul F	-2.0%	--	-2.8%	--
	13:00	GB	CPIH YoY	Aug		--	8.8%	--
	13:00	GB	CPI MoM	Aug	0.5%	0.6%	0.6%	--
	13:00	GB	CPI YoY	Aug	9.9%	10.2%	10.1%	--
	13:00	GB	CPI Core YoY	Aug	6.3%	6.3%	6.2%	--
	13:00	GB	Retail Price Index	Aug		--	343.2	--
	13:00	GB	RPI MoM	Aug	0.6%	0.7%	0.9%	--
	13:00	GB	RPI YoY	Aug	12.3%	12.4%	12.3%	--
	13:00	GB	RPI Ex Mort Int.Payments (YoY)	Aug		--	12.3%	--
	13:00	GB	PPI Output NSA MoM	Aug	-0.1%	0.9%	1.6%	--
	13:00	GB	PPI Output NSA YoY	Aug	16.1%	17.4%	17.1%	--
	13:00	GB	PPI Input NSA MoM	Aug	-1.2%	0.3%	0.1%	0.0%
	13:00	GB	PPI Input NSA YoY	Aug	20.5%	22.4%	22.6%	--
	15:30	HK	Industrial Production YoY	2Q	2.7%	--	-1.2%	-1.3%
	15:30	HK	PPI YoY	2Q		--	2.3%	--
	15:30	GB	House Price Index YoY	Jul	15.5%	7.9%	7.8%	--
	16:00	EZ	Industrial Production SA MoM	Jul	-2.3%	-1%	0.7%	1.1%
	16:00	EZ	Industrial Production WDA YoY	Jul	-2.4%	0.4%	2.4%	2.2%
	19:30	CA	Manufacturing Sales MoM	Jul	-0.9%	-0.9%	-0.8%	-0.1%
	19:30	US	PPI Ex Food and Energy YoY	Aug	7.3%	7.1%	7.6%	--
	19:30	US	PPI Final Demand MoM	Aug	-0.1%	-0.1%	-0.5%	-0.4%
	19:30	US	PPI Ex Food and Energy MoM	Aug	0.4%	0.3%	0.2%	0.3%
	19:30	US	PPI Ex Food, Energy, Trade MoM	Aug		--	0.2%	--
	19:30	US	PPI Final Demand YoY	Aug	8.7%	8.8%	9.8%	--
	19:30	US	PPI Ex Food, Energy, Trade YoY	Aug		--	5.8%	--
	21:30	US	DOE U.S. Crude Oil Inventories	9-Sep	2442k	833k	8844k	--
	21:30	US	DOE Cushing OK Crude Inventory	9-Sep	-135k	--	-501k	--
	21:30	US	DOE U.S. Gasoline Inventories	9-Sep	-1767k	-858k	333k	--
	21:30	US	DOE U.S. Distillate Inventory	9-Sep	4219k	600k	95k	--
	21:30	US	DOE U.S. Refinery Utilization	9-Sep	0.6%	-0.8%	-1.8%	--
<b>Thu/15-Sep-22</b>	05:45	NZ	GDP YoY	2Q		-0.1%	1.2%	--
	05:45	NZ	GDP SA QoQ	2Q		1%	-0.2%	--
	06:50	JP	Trade Balance	Aug		-¥2381.3b	¥1436.8b	--
	06:50	JP	Trade Balance Adjusted	Aug		-¥2031.3b	¥2133.3b	--
	06:50	JP	Exports YoY	Aug		24.4%	19%	--
	06:50	JP	Imports YoY	Aug		46.8%	47.2%	--
	08:00	AU	Consumer Inflation Expectation	Sep		--	5.90%	--
	08:30	AU	Employment Change	Aug		37.5k	-40.9k	--
	08:30	AU	Unemployment Rate	Aug		3.4%	3.4%	--
	08:30	AU	Participation Rate	Aug		66.5%	66.4%	--
	08:30	AU	Full Time Employment Change	Aug		--	-86.9k	--
	08:30	AU	Part Time Employment Change	Aug		--	46.0k	--
	11:30	JP	Tertiary Industry Index MoM	Jul		-0.1%	-0.2%	--
	16:00	EZ	Trade Balance SA	Jul		--	-30.8b	--
	16:00	EZ	Trade Balance NSA	Jul		--	-24.6b	--
	16:15	EZ	ECB's Guindos Speaks					
	18:00	EZ	ECB's Centeno Speaks					
	18:00	GB	Bank of England Bank Rate	15-Sep		2.28%	1.75%	--
	19:30	US	Initial Jobless Claims	10-Sep		--	222k	--
	19:30	US	Empire Manufacturing	Sep		-15.5	-31.3	--
	19:30	US	Retail Sales Advance MoM	Aug		0.0%	0.0%	--
	19:30	US	Continuing Claims	3-Sep		--	1473k	--
	19:30	US	Retail Sales Ex Auto MoM	Aug		0.0%	0.4%	--
	19:30	US	Retail Sales Ex Auto and Gas	Aug		0.9%	0.7%	--
	19:30	US	Retail Sales Control Group	Aug		0.6%	0.8%	--
	19:30	US	Philadelphia Fed Business Outlook	Sep		2	6.2	--
	19:30	US	Import Price Index MoM	Aug		-1.3%	-1.4%	--
	19:30	US	Import Price Index ex Petroleum MoM	Aug		--	-0.7%	--
	19:30	US	Import Price Index YoY	Aug		--	8.8%	--
	19:30	US	Export Price Index MoM	Aug		--	-3.3%	--
	19:30	US	Export Price Index YoY	Aug		--	13.1%	--
	20:00	CA	Existing Home Sales MoM	Aug		--	-5.3%	--
	20:15	US	Industrial Production MoM	Aug		0.2%	0.6%	--

	20:15	US	Manufacturing (SIC) Production	Aug		0.0%	0.7%	--
	21:00	US	Business Inventories	Jul		0.6%	1.4%	--
<b>Fri/16-Sep-22</b>	05:30	NZ	BusinessNZ Manufacturing PMI	Aug		--	52.7	--
	09:00	CN	Industrial Production YoY	Aug		3.8%	3.8%	--
	09:00	CN	Industrial Production YTD YoY	Aug		3.6%	3.5%	--
	09:00	CN	Retail Sales YoY	Aug		3.2%	2.7%	--
	09:00	CN	Retail Sales YTD YoY	Aug		0.2%	-0.2%	--
	09:00	CN	Surveyed Jobless Rate	Aug		5.4%	5.4%	--
	13:00	GB	Retail Sales Inc Auto Fuel MoM	Aug		--	0.3%	--
	13:00	GB	Retail Sales Inc Auto Fuel YoY	Aug		--	-3.4%	--
	13:00	GB	Retail Sales Ex Auto Fuel MoM	Aug		--	0.4%	--
	13:00	GB	Retail Sales Ex Auto Fuel YoY	Aug		--	-3%	--
	16:00	EZ	CPI YoY	Aug F		9.1%	9.1%	--
	16:00	EZ	CPI MoM	Aug F		--	0.5%	--
	16:00	EZ	CPI Core YoY	Aug F		4.3%	4.3%	--
	19:15	CA	Housing Starts	Aug		--	275.3k	--
	19:30	CA	Wholesale Trade Sales MoM	Jul		--	0.1%	--
	21:00	US	U. of Mich. Sentiment	Sep P		59.3	58.2	--
	21:00	US	U. of Mich. Current Conditions	Sep P		--	58.6	--
	21:00	US	U. of Mich. Expectations	Sep P		--	58	--
	21:00	US	U. of Mich. 1 Yr Inflation	Sep P		--	4.8%	--
	21:00	US	U. of Mich. 5-10 Yr Inflation	Sep P		--	2.9%	--
<b>Sat/17-Sep-22</b>	00:00	US	Baker Hughes U.S. Rig Count	16-Sep		--	--	--

### EUR/USD

Interest Rate: 0.50% (EU)/2.25%-2.50% (US)



RESISTANCE	1.00837	
	1.00532	
	1.00158	
SUPPORT	0.99479	
	0.99174	
	0.98800	
SUGGESTION	BUY	0.9970
	SELL	---
	S/L	0.9935
	T/P:	1.0030 1.0050

DATE	OPEN	HIGH	LOW	RANGE	CLOSE	CHANGE	PREVIOUS
Sep 14	0.99640	1.00227	0.99548	67,9	0.99784	↑ 14,3	0.99641

WEEKLY		SEPTEMBER		2022	
HIGH	LOW	HIGH	LOW	HIGH	LOW
1.01969 (12/Sep)	0.99548 (14/Sep)	1.01969 (12/Sep)	0.98631 (06/Sep)	1.14941 (10/Feb)	0.98631 (06/Sep)

All price & chart based on Valbury MT4 Platform

### USDJPY

Interest Rate: 2.25%-2.50% (US)/-0.10% (JP)



RESISTANCE	146.942	
	145.947	
	144.532	
SUPPORT	142.122	
	141.127	
	139.712	
SUGGESTION	BUY	---
	SELL	143.30
	S/L	144.50
	T/P:	142.10 141.10

DATE	OPEN	HIGH	LOW	RANGE	CLOSE	CHANGE	PREVIOUS
Sep 14	144.677	144.952	142.542	241,0	143.117	↓ 156,2	144.679

WEEKLY		SEPTEMBER		2022	
HIGH	LOW	HIGH	LOW	HIGH	LOW
144.952 (14/Sep)	141.594 (13/Sep)	144.980 (07/Sep)	139.016 (01/Sep)	144.980 (07/Sep)	113.463 (24/Jan)

### GBP/USD

Interest Rate: 1.25% (GB)/ 2.25%-2.50% (US)



RESISTANCE	1.17015	
	1.16452	
	1.15918	
SUPPORT	1.14821	
	1.14258	
	1.13724	
SUGGESTION	BUY	1.1520
	SELL	---
	S/L	1.1470
	T/P:	1.1600 1.1640

DATE	OPEN	HIGH	LOW	RANGE	CLOSE	CHANGE	PREVIOUS
Sep 14	1.14895	1.15888	1.14791	109,7	1.15385	↑ 46,5	1.14920

WEEKLY		SEPTEMBER		2022	
HIGH	LOW	HIGH	LOW	HIGH	LOW
1.17371 (13/Sep)	1.14791 (14/Sep)	1.17371 (13/Sep)	1.14043 (07/Sep)	1.37477 (13/Jan)	1.14043 (07/Sep)

All price & chart based on Valbury MT4 Platform

### USD/CHF

Interest Rate: 2.25%-2.50% (US)/ -0.25% (CH)



RESISTANCE	0.96909	
	0.96633	
	0.96432	
SUPPORT	0.95955	
	0.95679	
	0.95478	
SUGGESTION	BUY	---
	SELL	0.9620
	S/L	0.9650
	T/P:	0.9570 0.9550

DATE	OPEN	HIGH	LOW	RANGE	CLOSE	CHANGE	PREVIOUS
Sep 14	0.96178	0.96357	0.95880	47,7	0.96231	↑ 4,9	0.96182

WEEKLY		SEPTEMBER		2022	
HIGH	LOW	HIGH	LOW	HIGH	LOW
0.96357 (14/Sep)	0.94786 (13/Sep)	0.98686 (07/Sep)	0.94786 (13/Sep)	1.00634 (16/May)	0.90908 (13/Jan)

### AUD/USD

Interest Rate: 2.35% (AU)/ 2.25%-2.50% (US)



RESISTANCE	0.68244	
	0.67918	
	0.67692	
SUPPORT	0.67140	
	0.66814	
	0.66588	
SUGGESTION	BUY	---
	SELL	0.6750
	S/L	0.6770
	T/P:	0.6715 0.6695

DATE	OPEN	HIGH	LOW	RANGE	CLOSE	CHANGE	PREVIOUS
Sep 14	0.67377	0.67592	0.67040	55,2	0.67466	↑ 13,5	0.67331

WEEKLY		SEPTEMBER		2022	
HIGH	LOW	HIGH	LOW	HIGH	LOW
0.69152 (13/Sep)	0.67040 (14/Sep)	0.69152 (13/Sep)	0.66981 (07/Sep)	0.76603 (05/Apr)	0.66806 (14/Jul)

All price & chart based on Valbury MT4 Platform

### NZD/USD

Interest Rate: 3.00% (NZ)/ 2.25%-2.50% (US)



RESISTANCE	0.60755	
	0.60498	
	0.60268	
SUPPORT	0.59781	
	0.59524	
	0.59294	
SUGGESTION	BUY	---
	SELL	0.6005
	S/L	0.6025
	T/P:	0.5975 0.5955

DATE	OPEN	HIGH	LOW	RANGE	CLOSE	CHANGE	PREVIOUS
Sep 14	0.59969	0.60241	0.59754	48,7	0.60039	↑ 6,7	0.59972

WEEKLY		SEPTEMBER		2022	
HIGH	LOW	HIGH	LOW	HIGH	LOW
0.61603 (13/Sep)	0.59754 (14/Sep)	0.61603 (13/Sep)	0.59754 (14/Sep)	0.70331 (05/Apr)	0.59754 (14/Sep)

### USD/CAD

Interest Rate: 2.25%-2.50% (US)/ 3.25% (CA)



RESISTANCE	1.32642	
	1.32345	
	1.31972	
SUPPORT	1.31302	
	1.31005	
	1.30632	
SUGGESTION	BUY	1.3155
	SELL	---
	S/L	1.3130
	T/P:	1.3195 1.3220

DATE	OPEN	HIGH	LOW	RANGE	CLOSE	CHANGE	PREVIOUS
Sep 14	1.31674	1.32049	1.31379	67,0	1.31599	↓ 8,0	1.31679

WEEKLY		SEPTEMBER		2022	
HIGH	LOW	HIGH	LOW	HIGH	LOW
1.32049 (14/Sep)	1.29526 (13/Sep)	1.32078 (07/Sep)	1.29526 (13/Sep)	1.32222 (14/Jul)	1.24016 (05/Apr)

All price & chart based on Valbury MT4 Platform

### EURJPY

Interest Rate: 0.00% (EU)/-0.10% (JP)



RESISTANCE	146.303	
	145.386	
	144.121	
SUPPORT	141.939	
	141.022	
	139.757	
SUGGESTION	BUY	---
	SELL	143.00
	S/L	144.10
	T/P:	141.95 141.00

DATE	OPEN	HIGH	LOW	RANGE	CLOSE	CHANGE	PREVIOUS
Sep 14	144.171	144.469	142.287	218,2	142.857	↓ 131,3	144.170

WEEKLY		SEPTEMBER		2022	
HIGH	LOW	HIGH	LOW	HIGH	LOW
145.629 (12/Sep)	142.287 (14/Sep)	145.629 (12/Sep)	138.682 (05/Sep)	145.629 (12/Sep)	124.384 (07/Mar)



### GOLD (XAU/USD)



RESISTANCE	1718.38	
	1712.66	
	1704.94	
SUPPORT	1691.50	
	1685.78	
	1678.06	
SUGGESTION	BUY	---
	SELL	1699.00
	S/L	1705.00
	T/P:	1691.00 1685.00

DATE	OPEN	HIGH	LOW	RANGE	CLOSE	CHANGE	PREVIOUS
Sep 14	1701.46	1706.95	1693.51	13.44	1697.22	↓ 4.83	1702.05

WEEKLY		SEPTEMBER		2022	
HIGH	LOW	HIGH	LOW	HIGH	LOW
1734.97 (12/Sep)	1693.51 (13/Sep)	1734.97 (12/Sep)	1688.66 (01/Sep)	2070.27 (08/Mar)	1680.78 (21/Jul)

All price & chart based on Valbury MT4 Platform

### SILVER – XAG/USD



RESISTANCE	20.248	
	19.962	
	19.786	
SUPPORT	19.324	
	19.038	
	18.862	
SUGGESTION	BUY	---
	SELL	19.65
	S/L	19.80
	T/P:	19.35 19.20

DATE	OPEN	HIGH	LOW	RANGE	CLOSE	CHANGE	PREVIOUS
Sep 14	19.300	19.676	19.214	0.462	19.611	↑ 0.295	19.316

WEEKLY		SEPTEMBER		2022	
HIGH	LOW	HIGH	LOW	HIGH	LOW
19.989 (12/Sep)	18.823 (12/Sep)	19.989 (12/Sep)	17.536 (01/Sep)	26.927 (08/Mar)	17.536 (01/Sep)

**OIL WTI – CL-OKT/USD**  
(Exp. 16 September 2022)



DATE	OPEN	HIGH	LOW	RANGE	CLOSE	CHANGE	PREVIOUS
Sep 14	87.86	90.19	86.20	3.99	88.99	↑ 1.36	87.63

WEEKLY		SEPTEMBER		2022	
HIGH	LOW	HIGH	LOW	HIGH	LOW
90.19 (14/Sep)	85.09 (13/Sep)	90.39 (05/Sep)	81.21 (08/Sep)	130.57 (07/Mar)	74.27 (03/Jan)

*All price & chart based on Valbury MT4 Platform*

PT. Valbury Asia Futures

## Disclaimer

All contents of this report have been prepared by the Research Dept. of Valbury Asia Futures and are provided solely for informational purpose. We have taken reasonable measures to ensure the accuracy of the report, however, do not guarantee its accuracy and will not accept liability for any consequential loss or damage which may arise directly or indirectly from any use of the report.

Published by RESEARCH DEPARTMENT – PT VALBURY ASIA FUTURES  
Menara Karya 9th Floor, Jl. HR Rasuna Said Blok X-5 Kav. 1-2 Jakarta 12950 Indonesia  
Phone : +6221-25533777, Email: [research@valbury.com](mailto:research@valbury.com)