








Daily Outlook

GLOBAL MARKETS & ECONOMIES | WEEKLY ECONOMIC INDICATORS | CURRENCIES | PRECIOUS METAL | O I L |

Counter	News	Trend	Support	Resistance
 EURUSD	EURUSD – Harga turun karena melemahnya Euro terhadap USD setelah investor bertaruh pada laju kenaikan suku bunga Federal Reserve yang lebih lambat ke depan. Indeks dolar naik lebih tinggi setelah jatuh 4% minggu lalu, setelah data menunjukkan harga konsumen AS naik kurang dari yang diharapkan pada bulan Oktober dan mendorong taruhan untuk kenaikan yang lebih lambat. <i>Resistance di 1.0362, support di 1.0275</i>	↑	1.0275	1.0362
 USDJPY	USDJPY – Harga turun setelah USD menguat terhadap yen tetapi turun dari tertinggi hari ini dengan investor bertaruh pada laju kenaikan suku bunga Federal Reserve yang lebih lambat ke depannya. Fokus hari ini pada rilis data GDP Jepang. <i>Resistance 140.95, support 138.95</i>	↓	138.95	140.95
 USDCHF	USDCHF – Harga naik karena melemahnya Euro terhadap USD setelah investor bertaruh pada laju kenaikan suku bunga Federal Reserve yang lebih lambat ke depan. Indeks dolar naik lebih tinggi setelah jatuh 4% minggu lalu, setelah data menunjukkan harga konsumen AS naik kurang dari yang diharapkan pada bulan Oktober dan mendorong taruhan untuk kenaikan yang lebih lambat. <i>Resistance utama 0.9475, support 0.9389</i>	↑	0.9389	0.9475
 GBPUSD	GBPUSD – Pound Sterling ditutup melemah menjelang pernyataan musim gugur Kanselir Inggris Jeremy Gaunt pada hari Kamis ketika dia diperkirakan akan menetapkan kenaikan pajak dan pemotongan pengeluaran. <i>Resistance utama 1.1816, support 1.1697</i>	↓	1.1697	1.1816
 AUDUSD	AUDUSD – Harga naik meskipun USD menguat tetapi turun dari tertinggi hari ini dengan investor bertaruh pada laju kenaikan suku bunga Federal Reserve yang lebih lambat ke depannya. <i>Resistance 0.6726, support 0.6666</i>	↑	0.6666	0.6726
 XAUUSD	XAUUSD – Harga emas stabil karena taruhan Federal Reserve akan mengurangi kenaikan suku bunga yang besar setelah data inflasi AS yang lebih rendah dari perkiraan pada pekan lalu meskipun ada tekanan dari kenaikan dolar dan imbal hasil Treasury AS. <i>Resistance 1779.68, support 1757.86</i>	↑	1757.86	1779.68
 CLc1 (WTI)	Oil – Harga minyak ditutup sekitar \$3 lebih rendah tertekan oleh penguatan dolar sementara melonjaknya kasus virus corona di China memupus harapan pembukaan kembali ekonomi lebih cepat oleh importir minyak mentah terbesar di dunia. <i>Resistance 88.33, support 83.65</i>	↓	83.65	88.33

ECONOMIC INDICATORS

DATE	WIB	CT Y	INDICATORS	PER	ACTUAL	FORECAST	PREV.	REV.
Mon/14-Nov-22	04:30	NZ	Performance Services Index	Oct	57.4	--	55.8	55.9
	04:30	US	Fed's Waller Discusses the Economic Outlook					
	07:01	GB	Rightmove House Prices MoM	Nov	-1.1%	--	0.9%	--
	07:01	GB	Rightmove House Prices YoY	Nov		--	7.8%	--
	14:30	CH	Producer & Import Prices MoM	Oct	0.0%	--	0.2%	--
	14:30	CH	Producer & Import Prices YoY	Oct	4.9%	--	5.4%	--
	17:00	EZ	ECB's Panetta Speaks					
	17:00	EZ	Industrial Production SA MoM	Sep	0.9%	0.3%	1.5%	2%
	17:00	EZ	Industrial Production WDA YoY	Sep	4.9%	2.8%	2.5%	2.8%
	23:15	EZ	ECB's Centeno Speaks at Bank of Portugal Event					
	23:15	EZ	ECB's Guindos Speaks in Frankfurt					
	23:30	US	Fed's Brainard Discusses the Economic Outlook					
	Tue/15-Nov-22	03:00	NZ	REINZ House Sales YoY	Oct		--	-10.9%
06:30		US	Fed's Williams Moderates Panel at the Economic Club of...					
06:50		JP	GDP Annualized SA QoQ	3Q P		1.2%	3.5%	--
06:50		JP	GDP SA QoQ	3Q P		0.3%	0.9%	--
06:50		JP	GDP Nominal SA QoQ	3Q P		0.2%	0.6%	--
06:50		JP	GDP Deflator YoY	3Q P		-0.6%	-0.3%	--
06:50		JP	GDP Private Consumption QoQ	3Q P		0.2%	1.2%	--
06:50		JP	GDP Business Spending QoQ	3Q P		2.2%	2%	--
06:50		JP	Inventory Contribution % GDP	3Q P		0.0%	-0.3%	--
06:50		JP	Net Exports Contribution % GDP	3Q P		-0.3%	0.1%	--
07:30		AU	RBA Minutes of Nov. Policy Meeting					
09:00		CN	Industrial Production YoY	Oct		5.2%	6.3%	--
09:00		CN	Industrial Production YTD YoY	Oct		4%	3.9%	--
09:00		CN	Retail Sales YoY	Oct		0.7%	2.5%	--
09:00		CN	Retail Sales YTD YoY	Oct		0.8%	0.7%	--
09:00		CN	Surveyed Jobless Rate	Oct		5.5%	5.5%	--
10:00		EZ	ECB's Villeroy speaks in Tokyo					
11:30		JP	Industrial Production MoM	Sep F		--	-1.6%	--
11:30		JP	Industrial Production YoY	Sep F		--	9.8%	--
11:30		JP	Capacity Utilization MoM	Sep		--	1.2%	--
13:10		EZ	ECB's Villeroy speaks in Tokyo					
14:00		GB	Payrolled Employees Monthly Change	Oct		--	69k	--
14:00		GB	Claimant Count Rate	Oct		--	3.9%	--
14:00		GB	Jobless Claims Change	Oct		--	25.5k	--
14:00		GB	Average Weekly Earnings 3M/YoY	Sep		--	6%	--
14:00		GB	Weekly Earnings ex Bonus 3M/YoY	Sep		--	5.4%	--
14:00		GB	ILO Unemployment Rate 3Mths	Sep		3.5%	3.5%	--
14:00		GB	Employment Change 3M/3M	Sep		--	-109k	--
17:00		EZ	ZEW Survey Expectations	Nov		--	-59.7	--
17:00		EZ	Trade Balance SA	Sep		--	-47.3b	--
17:00		EZ	Trade Balance NSA	Sep		--	-50.9b	--
17:00		EZ	Employment QoQ	3Q P		--	0.4%	--
17:00		EZ	Employment YoY	3Q P		--	2.7%	--
17:00		EZ	GDP SA QoQ	3Q P		0.2%	0.2%	--
17:00		EZ	GDP SA YoY	3Q P		2.1%	2.1%	--
17:00		DE	ZEW Survey Expectations	Nov		-54	-59.2	--
17:00		DE	ZEW Survey Current Situation	Nov		-70	-72.2	--
20:30		CA	Manufacturing Sales MoM	Sep		-0.5%	-2%	--
20:30		CA	Wholesale Trade Sales MoM	Sep		--	1.4%	--
20:30		US	Empire Manufacturing	Nov		-5	-9.1	--
20:30		US	PPI Final Demand MoM	Oct		0.5%	0.4%	--
20:30	US	PPI Ex Food and Energy MoM	Oct		0.4%	0.3%	--	
20:30	US	PPI Ex Food, Energy, Trade MoM	Oct		0.3%	0.4%	--	
20:30	US	PPI Final Demand YoY	Oct		8.3%	8.5%	--	
20:30	US	PPI Ex Food and Energy YoY	Oct		7.2%	7.2%	--	
20:30	US	PPI Ex Food, Energy, Trade YoY	Oct		--	5.6%	--	
21:00	CA	Existing Home Sales MoM	Oct		--	-3.9%	--	
21:00	US	Fed's Harker Discusses the Economic Outlook						
21:00	US	Fed's Cook Discusses Post-Covid Challenges Facing Women						
22:00	US	Fed Vice Chair for Supervision Barr Speaks Before Senate Panel						
Wed/16-Nov-22	N/A	EZ	ECB Financial Stability Review (provisional date)					

	00:30	EZ	ECB's Elderson Speaks					
	06:30	AU	Westpac Leading Index MoM	Oct	--	-0.04%	--	
	06:50	JP	Core Machine Orders YoY	Sep	7.2%	9.7%	--	
	06:50	JP	Core Machine Orders MoM	Sep	0.7%	-5.8%	--	
	07:30	AU	Wage Price Index QoQ	3Q	0.9%	0.7%	--	
	07:30	AU	Wage Price Index YoY	3Q	3%	2.6%	--	
	11:30	JP	Tertiary Industry Index MoM	Sep	0.6%	0.7%	--	
	14:00	GB	CPIH YoY	Oct	--	8.8%	--	
	14:00	GB	CPI MoM	Oct	--	0.5%	--	
	14:00	GB	CPI YoY	Oct	10.5%	10.1%	--	
	14:00	GB	CPI Core YoY	Oct	--	6.5%	--	
	14:00	GB	Retail Price Index	Oct	--	347.6	--	
	14:00	GB	RPI MoM	Oct	--	0.7%	--	
	14:00	GB	RPI YoY	Oct	--	12.6%	--	
	14:00	GB	RPI Ex Mort Int.Payments (YoY)	Oct	--	12.4%	--	
	14:00	GB	PPI Output NSA MoM	Oct	--	0.2%	--	
	14:00	GB	PPI Output NSA YoY	Oct	--	15.9%	--	
	14:00	GB	PPI Input NSA MoM	Oct	--	0.4%	--	
	14:00	GB	PPI Input NSA YoY	Oct	--	20%	--	
	16:30	GB	House Price Index YoY	Sep	--	13.6%	--	
	19:45	EZ	ECB's Villeroy speaks in Paris					
	20:15	CA	Housing Starts	Oct	275.0k	299.6k	--	
	20:30	CA	CPI NSA MoM	Oct	0.7%	0.1%	--	
	20:30	CA	CPI YoY	Oct	6.8%	6.9%	--	
	20:30	CA	Consumer Price Index	Oct	--	152.7	--	
	20:30	CA	CPI Core- Common YoY%	Oct	5.9%	6%	--	
	20:30	CA	CPI Core- Median YoY%	Oct	4.8%	4.7%	--	
	20:30	CA	CPI Core- Trim YoY%	Oct	--	5.2%	--	
	20:30	US	Retail Sales Advance MoM	Oct	0.9%	0.0%	--	
	20:30	US	Retail Sales Ex Auto MoM	Oct	0.5%	0.1%	--	
	20:30	US	Retail Sales Ex Auto and Gas	Oct	0.2%	0.3%	--	
	20:30	US	Retail Sales Control Group	Oct	0.2%	0.4%	--	
	20:30	US	Import Price Index MoM	Oct	-0.5%	-1.2%	--	
	20:30	US	Import Price Index ex Petroleum MoM	Oct	--	-0.5%	--	
	20:30	US	Import Price Index YoY	Oct	--	6%	--	
	20:30	US	Export Price Index MoM	Oct	-0.5%	-0.8%	--	
	20:30	US	Export Price Index YoY	Oct	--	9.5%	--	
	21:15	GB	BOE's Bailey testifies to Parliament					
	21:15	US	Industrial Production MoM	Oct	0.2%	0.4%	--	
	21:15	US	Capacity Utilization	Oct	80.4%	80.3%	--	
	21:15	US	Manufacturing (SIC) Production	Oct	0.3%	0.4%	--	
	21:50	US	Fed's Williams Speaks at 2022 Treasury Market Conference					
	22:00	EZ	ECB's Lagarde Speaks					
	22:00	EZ	ECB's Panetta Speaks					
	22:00	US	Fed's Barr Testifies Before House Panel					
	22:00	US	Business Inventories	Sep	0.5%	0.8%	--	
	22:00	US	NAHB Housing Market Index	Nov	36	38	--	
	22:30	US	DOE U.S. Crude Oil Inventories	11-Nov	--	3925k	--	
	22:30	US	DOE Cushing OK Crude Inventory	11-Nov	--	-923k	--	
	22:30	US	DOE U.S. Gasoline Inventories	11-Nov	--	-900k	--	
	22:30	US	DOE U.S. Distillate Inventory	11-Nov	--	-521k	--	
	22:30	US	DOE U.S. Refinery Utilization	11-Nov	--	1.5%	--	
Thu/17-Nov-22	02:35	US	Fed's Waller Discusses the Economic Outlook					
	04:45	NZ	PPI Input QoQ	3Q	--	3.1%	--	
	04:45	NZ	PPI Output QoQ	3Q	--	2.4%	--	
	06:50	JP	Imports YoY	Oct	50.5%	45.9%	--	
	06:50	JP	Trade Balance	Oct	-¥1689.0b	¥2094.0b	--	
	06:50	JP	Trade Balance Adjusted	Oct	-¥2021.5b	¥2009.8b	--	
	06:50	JP	Exports YoY	Oct	28.7%	28.9%	--	
	07:30	AU	Part Time Employment Change	Oct	--	-12.4k	--	
	07:30	AU	Employment Change	Oct	15.0k	0.9k	--	
	07:30	AU	Unemployment Rate	Oct	3.5%	3.5%	--	
	07:30	AU	Participation Rate	Oct	66.6%	66.6%	--	

	07:30	AU	Full Time Employment Change	Oct		--	13.3k	--
	14:00	CH	Exports Real MoM	Oct		--	0.4%	--
	14:00	CH	Imports Real MoM	Oct		--	0.9%	--
	15:30	HK	Unemployment Rate SA	Oct		--	3.9%	--
	17:00	EZ	Construction Output MoM	Sep		--	-0.6%	--
	17:00	EZ	Construction Output YoY	Sep		--	2.3%	--
	17:00	EZ	CPI YoY	Oct F		10.7%	9.9%	--
	17:00	EZ	CPI MoM	Oct F		1.5%	1.5%	--
	17:00	EZ	CPI Core YoY	Oct F		5%	5%	--
	19:30	GB	BOE's Huw Pill speaks					
	20:00	US	Fed's Bullard Discussed the Economy and Monetary Policy					
	20:30	US	Housing Starts	Oct		1420k	1439k	--
	20:30	US	Building Permits	Oct		1517k	1564k	--
	20:30	US	Housing Starts MoM	Oct		-1.3%	-8.1%	--
	20:30	US	Building Permits MoM	Oct		-3%	1.4%	--
	20:30	US	Philadelphia Fed Business Outlook	Nov		-6	-8.7	--
	20:30	US	Initial Jobless Claims	12-Nov		--	225k	--
	20:30	US	Continuing Claims	5-Nov		--	1493k	--
	21:15	US	Fed's Bowman Discusses Financial Literacy and Inclusion					
	21:30	GB	BOE's Tenreyro speaks					
	21:40	US	Fed's Mester Speaks at Financial Stability Conference					
	22:00	EZ	ECB's Villeroy speaks in Lyon, France					
	22:40	US	Fed's Jefferson and Kashkari Take Part in Panel Discussion					
Fri/18-Nov-22	01:45	US	Fed's Kashkari Takes Part in Moderated Q&A					
	06:30	JP	Natl CPI YoY	Oct		3.7%	3%	--
	06:30	JP	Natl CPI Ex Fresh Food YoY	Oct		3.5%	3%	--
	06:30	JP	Natl CPI Ex Fresh Food, Energy YoY	Oct		2.4%	1.8%	--
	07:01	GB	GfK Consumer Confidence	Nov		--	-47	--
	14:00	GB	Retail Sales Inc Auto Fuel MoM	Oct		--	-1.4%	--
	14:00	GB	Retail Sales Inc Auto Fuel YoY	Oct		--	-6.9%	--
	14:00	GB	Retail Sales Ex Auto Fuel MoM	Oct		--	-1.5%	--
	14:00	GB	Retail Sales Ex Auto Fuel YoY	Oct		--	-6.2%	--
	14:30	CH	Industry & Construction Output WDA YoY	3Q		--	4.1%	--
	14:30	CH	Industrial Output WDA YoY	3Q		--	5.1%	--
	15:30	EZ	ECB's Lagarde Speaks					
	20:00	EZ	Bundesbank Chief Nagel Speaks in Frankfurt					
	20:15	EZ	ECB's Knot Speaks in Frankfurt					
	20:15	GB	BOE's Catherine Mann Speaks in Frankfurt					
	20:30	CA	Industrial Product Price MoM	Oct		--	0.1%	--
	22:00	US	Existing Home Sales	Oct		4.37m	4.71m	--
	22:00	US	Existing Home Sales MoM	Oct		-7.3%	-1.5%	--
	22:00	US	Leading Index	Oct		-0.4%	-0.4%	--
Sat/19-Nov-22	00:15	GB	BOE's Haskel speaks					
	01:00	US	Baker Hughes U.S. Rig Count	18-Nov		--	--	--

EUR/USD

Interest Rate: 2.00% (EU) / 3.75% - 4.00% (US)



RESISTANCE	1.04501	
	1.04039	
	1.03629	
SUPPORT	1.02757	
	1.02295	
	1.01885	
SUGGESTION	BUY	1.0310
	SELL	---
	S/L	1.0265
	T/P:	1.0380 1.0410

DATE	OPEN	HIGH	LOW	RANGE	CLOSE	CHANGE	PREVIOUS
Nov 14	1.03195	1.03577	1.02705	87,2	1.03219	↓ 35,1	1.03570

WEEKLY		NOVEMBER		2022	
HIGH	LOW	HIGH	LOW	HIGH	LOW
1.03577 (14/Nov)	1.02705 (14/Nov)	1.03633 (11/Nov)	0.97294 (03/Nov)	1.14941 (10/Feb)	0.95351 (28/Sep)

All price & chart based on Valbury MT4 Platform

USDJPY

Interest Rate: 3.75% - 4.00% (US) / -0.10% (JP)



RESISTANCE	142.948	
	141.869	
	140.953	
SUPPORT	138.958	
	137.879	
	136.963	
SUGGESTION	BUY	---
	SELL	140.10
	S/L	140.95
	T/P:	138.95 138.10

DATE	OPEN	HIGH	LOW	RANGE	CLOSE	CHANGE	PREVIOUS
Nov 14	139.709	140.789	138.794	199,5	140.038	↑ 138,2	138.656

WEEKLY		NOVEMBER		2022	
HIGH	LOW	HIGH	LOW	HIGH	LOW
140.789 (14/Nov)	138.794 (14/Nov)	148.815 (01/Nov)	138.458 (11/Nov)	151.933 (21/Oct)	113.463 (24/Jan)

GBP/USD

Interest Rate: 3.00% (GB)/ 3.75% - 4.00% (US)



RESISTANCE	1.19352	
	1.18816	
	1.18163	
SUPPORT	1.16974	
	1.16438	
	1.15785	
SUGGESTION	BUY	1.1810
	SELL	---
	S/L	1.1730
	T/P:	1.1935 1.2010

DATE	OPEN	HIGH	LOW	RANGE	CLOSE	CHANGE	PREVIOUS
Nov 14	1.17770	1.18281	1.17092	118,9	1.17509	↓ 92,6	1.18435

WEEKLY		NOVEMBER		2022	
HIGH	LOW	HIGH	LOW	HIGH	LOW
1.18281 (14/Nov)	1.17092 (14/Nov)	1.18536 (11/Nov)	1.11461 (04/Nov)	1.37477 (13/Jan)	1.03581 (26/Sep)

All price & chart based on Valbury MT4 Platform

USD/CHF

Interest Rate: 3.75% - 4.00% (US)/ 0.50% (CH)



RESISTANCE	0.95612	
	0.95247	
	0.94754	
SUPPORT	0.93896	
	0.93531	
	0.93038	
SUGGESTION	BUY	0.9420
	SELL	---
	S/L	0.9375
	T/P:	0.9490 0.9520

DATE	OPEN	HIGH	LOW	RANGE	CLOSE	CHANGE	PREVIOUS
Nov 14	0.94266	0.94882	0.94024	85,8	0.94261	↑ 20,9	0.94052

WEEKLY		NOVEMBER		2022	
HIGH	LOW	HIGH	LOW	HIGH	LOW
0.94882 (14/Nov)	0.94024 (14/Nov)	1.01466 (03/Nov)	0.93966 (11/Nov)	1.01468 (21/Oct)	0.90908 (13/Jan)

AUD/USD

Interest Rate: 2.85% (AU) / 3.75% - 4.00% (US)



RESISTANCE	0.67867	
	0.67547	
	0.67267	
SUPPORT	0.66667	
	0.66347	
	0.66067	
SUGGESTION	BUY	0.6695
	SELL	---
	S/L	0.6665
	T/P:	0.6730 0.6755

DATE	OPEN	HIGH	LOW	RANGE	CLOSE	CHANGE	PREVIOUS
Nov 14	0.66690	0.67228	0.66628	60,0	0.66986	↓ 9,2	0.67078

WEEKLY		NOVEMBER		2022	
HIGH	LOW	HIGH	LOW	HIGH	LOW
0.67228 (14/Nov)	0.66628 (14/Nov)	0.67228 (14/Nov)	0.62713 (03/Nov)	0.76603 (05/Apr)	0.61692 (13/Oct)

All price & chart based on Valbury MT4 Platform

NZD/USD

Interest Rate: 3.50% (NZ) / 3.75% - 4.00% (US)



RESISTANCE	0.61821	
	0.61514	
	0.61221	
SUPPORT	0.60621	
	0.60314	
	0.60021	
SUGGESTION	BUY	0.6090
	SELL	---
	S/L	0.6060
	T/P:	0.6125 0.6150

DATE	OPEN	HIGH	LOW	RANGE	CLOSE	CHANGE	PREVIOUS
Nov 14	0.60721	0.61206	0.60606	60,0	0.60929	↓ 25,4	0.61183

WEEKLY		NOVEMBER		2022	
HIGH	LOW	HIGH	LOW	HIGH	LOW
0.61206 (14/Nov)	0.60606 (14/Nov)	0.61287 (11/Nov)	0.57396 (03/Nov)	0.70331 (05/Apr)	0.55109 (13/Oct)

USD/CAD

Interest Rate: 3.75% - 4.00% (US) / 3.75% (CA)



DATE	OPEN	HIGH	LOW	RANGE	CLOSE	CHANGE	PREVIOUS
Nov 14	1.32937	1.33160	1.32382	77,8	1.33123	↑ 52,5	1.32598

WEEKLY		NOVEMBER		2022	
HIGH	LOW	HIGH	LOW	HIGH	LOW
1.33160 (14/Nov)	1.32382 (14/Nov)	1.38073 (03/Nov)	1.32347 (11/Nov)	1.39768 (13/Oct)	1.24016 (05/Apr)

All price & chart based on Valbury MT4 Platform

EURJPY

Interest Rate: 2.00% (EU) / -0.10% (JP)



DATE	OPEN	HIGH	LOW	RANGE	CLOSE	CHANGE	PREVIOUS
Nov 14	144.112	145.232	143.463	176,9	144.559	↑ 94,3	143.616

WEEKLY		NOVEMBER		2022	
HIGH	LOW	HIGH	LOW	HIGH	LOW
145.232 (14/Nov)	143.463 (14/Nov)	147.111 (01/Nov)	142.552 (11/Nov)	148.393 (21/Oct)	124.384 (07/Mar)

GOLD (XAU/USD)



RESISTANCE	1801.50	
	1788.23	
	1779.68	
SUPPORT	1757.86	
	1744.59	
	1736.04	
SUGGESTION	BUY	1766.00
	SELL	---
	S/L	1757.00
	T/P:	1779.00 1788.00

DATE	OPEN	HIGH	LOW	RANGE	CLOSE	CHANGE	PREVIOUS
Nov 11	1762.27	1774.95	1753.13	21.82	1771.14	↑ 3.46	1767.68

WEEKLY		NOVEMBER		2022	
HIGH	LOW	HIGH	LOW	HIGH	LOW
1774.95 (14/Nov)	1753.13 (14/Nov)	1774.95 (14/Nov)	1616.50 (03/Nov)	2070.27 (08/Mar)	1614.69 (28/Sep)

All price & chart based on Valbury MT4 Platform

SILVER – XAG/USD



RESISTANCE	23.053	
	22.558	
	22.261	
SUPPORT	21.469	
	20.974	
	20.677	
SUGGESTION	BUY	21.85
	SELL	---
	S/L	21.45
	T/P:	22.25 22.55

DATE	OPEN	HIGH	LOW	RANGE	CLOSE	CHANGE	PREVIOUS
Nov 14	21.540	22.064	21.272	0.792	21.963	↑ 0.337	21.626

WEEKLY		NOVEMBER		2022	
HIGH	LOW	HIGH	LOW	HIGH	LOW
22.064 (14/Nov)	21.272 (14/Nov)	22.064 (14/Nov)	18.812 (03/Nov)	26.927 (08/Mar)	17.536 (01/Sep)

OIL WTI – CL-DEC/USD
(Exp. 17 November 2022)



DATE	OPEN	HIGH	LOW	RANGE	CLOSE	CHANGE	PREVIOUS
Nov 14	89.03	89.85	85.17	4.68	85.23	↓ 3.65	88.88

WEEKLY		NOVEMBER		2022	
HIGH	LOW	HIGH	LOW	HIGH	LOW
89.85 (14/Nov)	85.17 (14/Nov)	93.75 (07/Nov)	84.74 (10/Nov)	130.57 (07/Mar)	74.27 (03/Jan)

All price & chart based on Valbury MT4 Platform

PT. Valbury Asia Futures

Disclaimer

All contents of this report have been prepared by the Research Dept. of Valbury Asia Futures and are provided solely for informational purpose. We have taken reasonable measures to ensure the accuracy of the report, however, do not guarantee its accuracy and will not accept liability for any consequential loss or damage which may arise directly or indirectly from any use of the report.

Published by RESEARCH DEPARTMENT – PT VALBURY ASIA FUTURES
Menara Karya 9th Floor, Jl. HR Rasuna Said Blok X-5 Kav. 1-2 Jakarta 12950 Indonesia
Phone : +6221-25533777, Email: research@valbury.com