








Daily Outlook

GLOBAL MARKETS & ECONOMIES | WEEKLY ECONOMIC INDICATORS | CURRENCIES | PRECIOUS METAL | OIL |

Counter	News	Trend	Support	Resistance
 EURUSD	EURUSD – Harga turun setelah USD diperdagangkan sedikit berubah pada hari Selasa setelah data harga konsumen yang kuat menghidupkan kembali kemungkinan bahwa Federal Reserve akan menaikkan suku bunga minggu depan karena kekhawatiran gejala yang menyebar di sektor perbankan memudar. Resistance utama di 1.0760, support di 1.0689	↓	1.0689	1.0760
 USDJPY	USDJPY – Harga menguat karena USD sedikit berubah pada hari Selasa setelah data harga konsumen yang kuat menguatkan kembali kemungkinan bahwa Federal Reserve akan menaikkan suku bunga minggu depan karena kekhawatiran gejala yang menyebar di sektor perbankan memudar. Resistance 135.10, support 133.23	↓	133.23	135.10
 USDCHF	USDCHF – Harga naik setelah USD diperdagangkan sedikit berubah pada hari Selasa setelah data harga konsumen yang kuat menghidupkan kembali kemungkinan bahwa Federal Reserve akan menaikkan suku bunga minggu depan karena kekhawatiran gejala yang menyebar di sektor perbankan memudar. Resistance utama 0.9169, support 0.9101	↓	0.9101	0.9169
 GBPUSD	GBPUSD – Pound Sterling ditutup melemah 0,05% pada \$1,2175 setelah sebelumnya melonjak 1,22% pada hari Senin. Data pada hari Selasa menunjukkan pertumbuhan gaji Inggris melambat dalam tiga bulan hingga Januari dan setelah data harga konsumen yang kuat menghidupkan kembali kemungkinan bahwa Federal Reserve akan menaikkan suku bunga minggu depan karena kekhawatiran gejala yang menyebar di sektor perbankan memudar. Resistance utama 1.2191, support 1.2095	↑	1.2095	1.2191
 AUDUSD	AUDUSD – Harga naik karena USD sedikit berubah pada hari Selasa setelah data harga konsumen yang kuat menguatkan kembali kemungkinan bahwa Federal Reserve akan menaikkan suku bunga minggu depan karena kekhawatiran gejala yang menyebar di sektor perbankan memudar. Resistance 0.6706, support 0.6642	↑	0.6642	0.6706
 XAUUSD	XAUUSD – Harga emas jatuh pada hari Selasa karena kenaikan imbal hasil Treasury AS mengurangi kenaikan harga emas baru-baru ini yang didorong oleh krisis perbankan AS sementara kenaikan inflasi AS pada bulan Februari menimbulkan lebih banyak pertanyaan daripada jawaban tentang suku bunga. Resistance 1913.45, support 1894.73	↑	1894.73	1913.45
 CLc1 (WTI)	Oil – Harga minyak turun lebih dari 4% ke level terendah dalam tiga bulan pada hari Selasa setelah laporan inflasi AS dan kegagalan bank AS baru-baru ini memicu kekhawatiran krisis keuangan baru yang dapat mengurangi permintaan minyak di masa depan. Resistance 74.01, support 69.90	↓	69.90	74.01

ECONOMIC INDICATORS

DATE	WIB	CT Y	INDICATORS	PER	ACTUAL	FORECAST	PREV.	REV.
Mon/13-Mar-23	04:30	NZ	Performance Services Index	Feb	55.8	--	54.5	54.7
	06:50	JP	BSI Large Manufacturing QoQ	1Q	-10.5%	--	-3.6	--
	06:50	JP	BSI Large All Industry QoQ	1Q		--	0.7	--
Tue/14-Mar-23	01:05	GB	BOE's Dhingra speaks					
	06:30	AU	Westpac Consumer Conf SA MoM	Mar	0.0%	--	-6.9%	--
	06:30	AU	Westpac Consumer Conf Index	Mar	78.5	--	78.5	--
	07:30	AU	NAB Business Confidence	Feb	-4	0	6	--
	07:30	AU	NAB Business Conditions	Feb	17	21	18	--
	14:00	GB	Payrolled Employees Monthly Change	Feb	98k	--	42k	--
	14:00	GB	Claimant Count Rate	Feb	-11.2k	--	3.9%	-30.3k
	14:00	GB	Jobless Claims Change	Feb		--	-12.9k	--
	14:00	GB	Average Weekly Earnings 3M/YoY	Jan	5.7%	5.7%	6%	--
	14:00	GB	Weekly Earnings ex Bonus 3M/YoY	Jan	6.5%	6.6%	6.7%	--
	14:00	GB	ILO Unemployment Rate 3Mths	Jan	3.7%	3.8%	3.7%	--
	14:00	GB	Employment Change 3M/3M	Jan	65k	52k	74k	--
	14:30	CH	Producer & Import Prices YoY	Feb	2.7%	--	3.3%	--
	14:30	CH	Producer & Import Prices MoM	Feb	-0.2%	--	0.7%	--
	15:30	HK	PPI YoY	4Q		--	0.4%	--
	15:30	HK	Industrial Production YoY	4Q	-0.1%	--	-0.6%	-0.5%
	17:00	US	NFIB Small Business Optimism	Feb	90.9	--	90.3	--
	19:30	CA	Manufacturing Sales MoM	Jan	4.1%	3.9%	-2.1%	--
	19:30	US	CPI MoM	Feb	0.4%	0.4%	0.5%	--
	19:30	US	CPI Ex Food and Energy MoM	Feb	0.5%	0.4%	0.4%	--
19:30	US	CPI YoY	Feb	6%	6.0%	6.4%	--	
19:30	US	CPI Ex Food and Energy YoY	Feb	5.5%	5.5%	5.6%	--	
19:30	US	CPI Index NSA	Feb	300.84	300.86	299.17	--	
19:30	US	CPI Core Index SA	Feb	301	--	302.702	--	
19:30	US	Real Avg Hourly Earning YoY	Feb		--	-1.8%	--	
19:30	US	Real Avg Weekly Earnings YoY	Feb		--	-1.5%	--	
Wed/15-Mar-23	N/A	DE	Current Account Balance	Jan		--	24.3b	--
	N/A	GB	UK Chancellor Presents Spring Budget to Parliament					
	04:20	US	Fed's Bowman Speaks at Community Bankers Event in Hawaii					
	04:45	NZ	BoP Current Account Balance NZD	4Q		-8.250b	-10.205b	--
	04:45	NZ	Current Account GDP Ratio YTD	4Q		-8.3%	-7.9%	--
	06:50	JP	BOJ Minutes of Jan. Meeting					
	09:00	CN	Industrial Production YTD YoY	Feb		2.6%	3.6%	--
	09:00	CN	Retail Sales YTD YoY	Feb		3.5%	-0.2%	--
	09:00	CN	Surveyed Jobless Rate	Feb		5.3%	5.5%	--
	17:00	EZ	Industrial Production SA MoM	Jan		--	-1.1%	--
	17:00	EZ	Industrial Production WDA YoY	Jan		--	-1.7%	--
	19:15	CA	Housing Starts	Feb		--	215.4k	--
	19:30	GB	UK Chancellor of the Exchequer Jeremy Hunt's annual budget					
	19:30	US	PPI Final Demand MoM	Feb		0.3%	0.7%	--
	19:30	US	PPI Ex Food and Energy MoM	Feb		0.4%	0.5%	--
	19:30	US	PPI Ex Food, Energy, Trade MoM	Feb		0.3%	0.6%	--
	19:30	US	PPI Final Demand YoY	Feb		5.4%	6%	--
	19:30	US	PPI Ex Food and Energy YoY	Feb		5.2%	5.4%	--
	19:30	US	PPI Ex Food, Energy, Trade YoY	Feb		--	4.5%	--
	19:30	US	Empire Manufacturing	Mar		-7.7	-5.8	--
	19:30	US	Retail Sales Advance MoM	Feb		0.2%	3%	--
	19:30	US	Retail Sales Ex Auto MoM	Feb		-0.1%	2.3%	--
	19:30	US	Retail Sales Ex Auto and Gas	Feb		--	2.6%	--
	19:30	US	Retail Sales Control Group	Feb		-0.3%	1.7%	--
	20:00	CA	Existing Home Sales MoM	Feb		--	-3%	--
	21:00	US	Business Inventories	Jan		0.0%	0.3%	--
	21:30	US	DOE U.S. Crude Oil Inventories	10-Mar		--	-1694k	--
21:30	US	DOE Cushing OK Crude Inventory	10-Mar		--	-890k	--	
21:30	US	DOE U.S. Gasoline Inventories	10-Mar		--	-1134k	--	
21:30	US	DOE U.S. Distillate Inventory	10-Mar		--	138k	--	
21:30	US	DOE U.S. Refinery Utilization	10-Mar		--	0.2%	--	
Thu/16-Mar-23	04:45	NZ	GDP SA QoQ	4Q		-0.2%	2%	--
	04:45	NZ	GDP YoY	4Q		3.3%	6.4%	--
	06:50	JP	Imports YoY	Feb		12.4%	17.8%	--
	06:50	JP	Trade Balance	Feb		-¥1132.8b	¥3496.6b	--

	06:50	JP	Trade Balance Adjusted	Feb		-¥1427.2b	¥1821.3b	--
	06:50	JP	Exports YoY	Feb		7%	3.5%	--
	06:50	JP	Core Machine Orders MoM	Jan		1.6%	1.6%	--
	06:50	JP	Core Machine Orders YoY	Jan		-3.4%	-6.6%	--
	07:00	AU	Consumer Inflation Expectation	Mar		--	5.1%	--
	07:30	AU	Employment Change	Feb		50.0k	-11.5k	--
	07:30	AU	Unemployment Rate	Feb		3.6%	3.7%	--
	07:30	AU	Full Time Employment Change	Feb		--	-43.3k	--
	07:30	AU	Part Time Employment Change	Feb		--	31.8k	--
	07:30	AU	Participation Rate	Feb		66.6%	66.5%	--
	11:30	JP	Industrial Production MoM	Jan F		--	-4.6%	--
	11:30	JP	Industrial Production YoY	Jan F		--	-2.3%	--
	15:00	CH	SECO March Economic Forecasts					
	15:30	HK	Unemployment Rate SA	Feb		--	3.4%	--
	18:00	GB	UK OBR briefs on budget					
	19:30	CA	Wholesale Trade Sales MoM	Jan		--	-0.8%	--
	19:30	US	Initial Jobless Claims	11-Mar		--	211k	--
	19:30	US	Import Price Index MoM	Feb		-0.2%	-0.2%	--
	19:30	US	Import Price Index ex Petroleum MoM	Feb		--	0.2%	--
	19:30	US	Import Price Index YoY	Feb		--	0.8%	--
	19:30	US	Export Price Index MoM	Feb		-0.3%	0.8%	--
	19:30	US	Continuing Claims	4-Mar		--	1718k	--
	19:30	US	Export Price Index YoY	Feb		--	2.3%	--
	19:30	US	Housing Starts	Feb		1310k	1309k	--
	19:30	US	Building Permits	Feb		1350k	1339k	--
	19:30	US	Housing Starts MoM	Feb		0.1%	-4.5%	--
	19:30	US	Building Permits MoM	Feb		0.8%	0.1%	--
	19:30	US	Philadelphia Fed Business Outlook	Mar		-14.8	-24.3	--
	20:15	EZ	ECB Main Refinancing Rate	16-Mar		3.5%	3.00%	--
	20:15	EZ	ECB Marginal Lending Facility	16-Mar		--	3.25%	--
	20:15	EZ	ECB Deposit Facility Rate	16-Mar		3%	2.50%	--
	20:45	EZ	ECB President Christine Lagarde Holds Press Conference					
Fri/17-Mar-23	N/A	EZ	OECD Publishes Interim Economic Outlook					
	16:30	GB	BOE releases Ipsos inflation attitudes survey					
	16:30	GB	BoE/Ipsos Inflation Next 12 Mths	Feb		--	4.8%	--
	17:00	EZ	Labour Costs YoY	4Q		--	2.9%	--
	17:00	EZ	CPI MoM	Feb F		--	0.8%	--
	17:00	EZ	CPI YoY	Feb F		--	8.6%	--
	17:00	EZ	CPI Core YoY	Feb F		--	5.6%	--
	19:30	CA	Industrial Product Price MoM	Feb		--	0.4%	--
	20:15	US	Industrial Production MoM	Feb		0.5%	0.0%	--
	20:15	US	Manufacturing (SIC) Production	Feb		--	1%	--
	21:00	US	U. of Mich. Sentiment	Mar P		67	67	--
	21:00	US	U. of Mich. Current Conditions	Mar P		--	70.7	--
	21:00	US	U. of Mich. Expectations	Mar P		--	64.7	--
	21:00	US	U. of Mich. 1 Yr Inflation	Mar P		--	4.1%	--
	21:00	US	U. of Mich. 5-10 Yr Inflation	Mar P		--	2.9%	--
Sat/18-Mar-23	00:00	US	Baker Hughes U.S. Rig Count	17-Mar		--	--	--

EUR/USD

Interest Rate: 3.00% (EU)/ 4.50%- 4.75% (US)



RESISTANCE	1.08313	
	1.07900	
	1.07605	
SUPPORT	1.06897	
	1.06484	
	1.06189	
SUGGESTION	BUY	---
	SELL	1.0740
	S/L	1.0775
	T/P:	1.0680 1.0655

DATE	OPEN	HIGH	LOW	RANGE	CLOSE	CHANGE	PREVIOUS
Mar 14	1.07274	1.07488	1.06780	70,8	1.07309	↑ 3,3	1.07276

WEEKLY		MARCH		2023	
HIGH	LOW	HIGH	LOW	HIGH	LOW
1.07488 (14/Mar)	1.06495 (13/Mar)	1.07488 (14/Mar)	1.05236 (08/Mar)	1.10322 (02/Feb)	1.04824 (06/Jan)

price & chart based on Valbury MT4 Platform

USDJPY

Interest Rate: 4.50%- 4.75% (US)/-0.10%(JP)



RESISTANCE	136.978	
	135.935	
	135.105	
SUPPORT	133.232	
	132.189	
	131.359	
SUGGESTION	BUY	---
	SELL	134.35
	S/L	135.10
	T/P:	133.25 132.50

DATE	OPEN	HIGH	LOW	RANGE	CLOSE	CHANGE	PREVIOUS
Mar 14	133.179	134.893	133.020	187,3	134.274	↑ 109,6	133.178

WEEKLY		MARCH		2023	
HIGH	LOW	HIGH	LOW	HIGH	LOW
135.045 (13/Mar)	132.273 (13/Mar)	137.905 (08/Mar)	132.273 (13/Mar)	137.905 (08/Mar)	127.217 (16/Jan)

GBP/USD

Interest Rate: 4.00% (GB)/4.50%- 4.75% (US)



RESISTANCE	1.22596	
	1.22312	
	1.21916	
SUPPORT	1.21236	
	1.20952	
	1.20556	
SUGGESTION	BUY	1.2140
	SELL	---
	S/L	1.2100
	T/P:	1.2200 1.2225

DATE	OPEN	HIGH	LOW	RANGE	CLOSE	CHANGE	PREVIOUS
Mar 14	1.21859	1.22027	1.21347	68,0	1.21521	↓ 33,5	1.21856

WEEKLY		MARCH		2023	
HIGH	LOW	HIGH	LOW	HIGH	LOW
1.22027 (14/Mar)	1.20457 (13/Mar)	1.22027 (14/Mar)	1.18021 (08/Mar)	1.24469 (23/Jan)	1.18021 (08/Mar)

All price & chart based on Valbury MT4 Platform

USD/CHF

Interest Rate: 4.50%- 4.75% (US)/ 1.00% (CH)



RESISTANCE	0.92376	
	0.92005	
	0.91694	
SUPPORT	0.91012	
	0.90640	
	0.90330	
SUGGESTION	BUY	---
	SELL	0.9145
	S/L	0.9180
	T/P:	0.9085 0.9065

DATE	OPEN	HIGH	LOW	RANGE	CLOSE	CHANGE	PREVIOUS
Mar 14	0.91180	0.91635	0.90953	68,2	0.91382	↑ 20,1	0.91181

WEEKLY		MARCH		2023	
HIGH	LOW	HIGH	LOW	HIGH	LOW
0.92019 (13/Mar)	0.90704 (13/Mar)	0.94377 (08/Mar)	0.90704 (13/Mar)	0.94377 (08/Mar)	0.90584 (02/Feb)

AUD/USD

Interest Rate: 3.60% (AU)/4.50%- 4.75% (US)



RESISTANCE	0.67711	
	0.67331	
	0.67067	
SUPPORT	0.66423	
	0.66043	
	0.65779	
SUGGESTION	BUY	0.6675
	SELL	---
	S/L	0.6645
	T/P:	0.6705 0.6730

DATE	OPEN	HIGH	LOW	RANGE	CLOSE	CHANGE	PREVIOUS
Mar 14	0.66672	0.66952	0.66308	64,4	0.66802	↑ 12,7	0.66675

WEEKLY		MARCH		2023	
HIGH	LOW	HIGH	LOW	HIGH	LOW
0.67158 (13/Mar)	0.66007 (13/Mar)	0.67828 (01/Mar)	0.65633 (10/Mar)	0.71568 (02/Feb)	0.65633 (10/Mar)

All price & chart based on Valbury MT4 Platform

NZD/USD

Interest Rate: 4.75% (NZ)/4.50%- 4.75% (US)



RESISTANCE	0.63034	
	0.62751	
	0.62536	
SUPPORT	0.62038	
	0.61755	
	0.61540	
SUGGESTION	BUY	0.6230
	SELL	---
	S/L	0.6205
	T/P:	0.6255 0.6275

DATE	OPEN	HIGH	LOW	RANGE	CLOSE	CHANGE	PREVIOUS
Mar 14	0.62172	0.62467	0.61969	49,8	0.62322	↑ 15,2	0.62170

WEEKLY		MARCH		2023	
HIGH	LOW	HIGH	LOW	HIGH	LOW
0.62635 (13/Mar)	0.61415 (13/Mar)	0.62748 (01/Mar)	0.60837 (08/Mar)	0.65372 (02/Feb)	0.60837 (08/Mar)

USD/CAD

Interest Rate: 4.50%- 4.75% (US) / 4.50%(CA)



RESISTANCE	1.38358	
	1.37925	
	1.37371	
SUPPORT	1.36384	
	1.35951	
	1.35397	
SUGGESTION	BUY	---
	SELL	1.3685
	S/L	1.3735
	T/P:	1.3635 1.3595

DATE	OPEN	HIGH	LOW	RANGE	CLOSE	CHANGE	PREVIOUS
Mar 14	1.37269	1.37493	1.36506	98,7	1.36816	↓ 45,3	1.37269

WEEKLY		MARCH		2023	
HIGH	LOW	HIGH	LOW	HIGH	LOW
1.38008 (13/Mar)	1.36506 (14/Mar)	1.38608 (10/Mar)	1.35541 (03/Mar)	1.38608 (10/Mar)	1.32610 (02/Feb)

All price & chart based on Valbury MT4 Platform

EURJPY

Interest Rate: 3.00%(EU) / -0.10% (JP)



RESISTANCE	146.691	
	145.545	
	144.814	
SUPPORT	142.937	
	141.791	
	141.060	
SUGGESTION	BUY	143.90
	SELL	---
	S/L	142.95
	T/P:	144.80 145.55

DATE	OPEN	HIGH	LOW	RANGE	CLOSE	CHANGE	PREVIOUS
Mar 14	142.854	144.399	142.522	187,7	144.083	↑ 119,1	142.892

WEEKLY		MARCH		2023	
HIGH	LOW	HIGH	LOW	HIGH	LOW
144.399 (14/Mar)	141.357 (13/Mar)	145.559 (02/Mar)	141.357 (13/Mar)	145.559 (02/Mar)	137.377 (03/Jan)

GOLD (XAU/USD)



DATE	OPEN	HIGH	LOW	RANGE	CLOSE	CHANGE	PREVIOUS
Mar 14	1913.69	1914.00	1895.28	18.72	1903.81	↓ 9.79	1913.60

WEEKLY		MARCH		2023	
HIGH	LOW	HIGH	LOW	HIGH	LOW
1914.46 (13/Mar)	1871.40 (13/Mar)	1914.46 (13/Mar)	1809.25 (08/Mar)	1959.62 (02/Feb)	1804.59 (28/Feb)

All price & chart based on Valbury MT4 Platform

SILVER – XAG/USD



DATE	OPEN	HIGH	LOW	RANGE	CLOSE	CHANGE	PREVIOUS
Mar 14	21.792	21.951	21.487	0.464	21.672	↓ 0.121	21.793

WEEKLY		MARCH		2023	
HIGH	LOW	HIGH	LOW	HIGH	LOW
21.951 (14/Mar)	20.565 (13/Mar)	21.951 (14/Mar)	19.878 (10/Mar)	24.611 (02/Feb)	19.878 (10/Mar)

OIL WTI – CL-APR/USD
(Exp. 17 March 2023)



DATE	OPEN	HIGH	LOW	RANGE	CLOSE	CHANGE	PREVIOUS
Mar 14	74.73	74.91	70.80	4.11	71.50	↓ 3.21	74.71

WEEKLY		MARCH		2023	
HIGH	LOW	HIGH	LOW	HIGH	LOW
77.47 (13/Mar)	70.80 (14/Mar)	80.94 (07/Mar)	70.80 (14/Mar)	82.67 (18/Jan)	70.80 (14/Mar)

All price & chart based on Valbury MT4 Platform

PT. Valbury Asia Futures

Disclaimer

All contents of this report have been prepared by the Research Dept. of Valbury Asia Futures and are provided solely for informational purpose. We have taken reasonable measures to ensure the accuracy of the report, however, do not guarantee its accuracy and will not accept liability for any consequential loss or damage which may arise directly or indirectly from any use of the report.

Published by RESEARCH DEPARTMENT – PT VALBURY ASIA FUTURES
Menara Karya 9th Floor, Jl. HR Rasuna Said Blok X-5 Kav. 1-2 Jakarta 12950 Indonesia
Phone : +6221-25533777, Email: research@valbury.com