








Daily Outlook

GLOBAL MARKETS & ECONOMIES | WEEKLY ECONOMIC INDICATORS | CURRENCIES | PRECIOUS METAL | OIL |

“USD Menguat Karena Permintaan Safe-Haven Dan Spekulasi Fed Yang Hawkish”

Counter	News	Trend	Support	Resistance
 CLc1 (WTI)	OIL – Harga minyak naik sekitar 1% pada hari Jumat karena ketegangan geopolitik di Timur Tengah, tetapi membukukan kerugian mingguan karena perkiraan pertumbuhan permintaan minyak dunia yang bearish dari International Energy Agency (IEA) dan kekhawatiran tentang penurunan suku bunga AS yang lebih lambat. Resistance 86.95, support 84.61	↓	84.61	86.95
 XAUUSD	XAUUSD – Harga emas naik di atas \$2.400 per ounce ke level tertinggi sepanjang masa pada hari Jumat menuju kenaikan minggu keempat karena meningkatnya ketegangan di Timur Tengah mendorong investor untuk berlindung pada aset-aset safe haven, kemudian harga turun kembali di tengah penguatan dolar dan berkurangnya kekhawatiran inflasi. Resistance 2405.40, support 2307.70	↓	2307.70	2405.40
 EURUSD	EURUSD – Euro turun ke level terendah dalam lima bulan terhadap USD, setelah Bank Sentral Eropa mengindikasikan akan segera menurunkan suku bunga. Di sisi lain, ekspektasi terhadap The Fed adalah akan mempertahankan suku bunga lebih tinggi hingga akhir tahun ini. Resistance utama di 1.0703, support di 1.0596	↓	1.0596	1.0703
 USDJPY	USDJPY – Harga melemah terhadap USD yang naik ke level tertinggi sejak bulan November pada hari Jumat didorong oleh permintaan safe-haven di tengah ketegangan geopolitik di Timur Tengah serta meningkatnya perbedaan dalam kebijakan moneter antara Federal Reserve dan bank-bank sentral utama lainnya, ancaman intervensi mata uang oleh para pejabat Jepang tampaknya telah meredam pergerakan yen setelah Menteri Keuangan Shunichi Suzuki mengatakan: "Jika ada pergerakan yang berlebihan kami akan merespons dengan tepat tanpa mengesampingkan pilihan apa pun." Resistance 153.54, support 152.74	↑	152.74	153.54
 GBPUSD	GBPUSD – Sterling melemah terhadap USD dan ditutup melemah 0,9% pada \$1,2445 setelah jatuh ke \$1,2426, terendah sejak 17 November. Yang merupakan persentase penurunan mingguan terbesar sejak pertengahan Juli. didorong oleh permintaan safe-haven di tengah ketegangan geopolitik di Timur Tengah serta meningkatnya perbedaan kebijakan moneter antara Federal Reserve dan bank sentral utama lainnya. Resistance utama 1.2527, support 1.2395	↓	1.2395	1.2527
 USDCHF	USDCHF – Harga naik setelah USD menguat ke level tertinggi sejak November pada hari Jumat, didorong oleh permintaan safe-haven di tengah ketegangan geopolitik di Timur Tengah serta meningkatnya perbedaan kebijakan moneter antara Federal Reserve dan bank sentral utama lainnya. Serta Indeks dolar berada di jalur untuk membukukan persentase kenaikan mingguan terbesar sejak September 2022. Resistance utama 0.9171, support 0.9108	↑	0.9108	0.9171
 AUDUSD	AUDUSD – Harga turun karena USD naik ke level tertinggi sejak bulan November pada hari Jumat didorong oleh permintaan safe-haven di tengah ketegangan geopolitik di Timur Tengah serta meningkatnya perbedaan dalam kebijakan moneter antara Federal Reserve dan bank-bank sentral utama lainnya. Resistance 0.6515, support 0.6428	↓	0.6428	0.6515

ECONOMIC INDICATORS

DATE	WIB	CT Y	INDICATORS	PER	ACTUAL	FORECAST	PREV.	REV.
Mon/08-Apr-24	06:01	GB	S&P Global, KPMG and REC UK Report on Jobs					
	06:30	JP	Labor Cash Earnings YoY	Feb	1.8%	1.8%	2%	--
	06:30	JP	Real Cash Earnings YoY	Feb		-1.3%	-0.6%	--
	06:50	JP	BoP Current Account Balance	Feb	¥2644.2b	¥3112.5b	¥438.2b	--
	06:50	JP	BoP Current Account Adjusted	Feb	¥1370b	¥1990b	¥2727.5b	¥2750b
	06:50	JP	Trade Balance BoP Basis	Feb		-¥189.5b	¥1442.7b	--
	12:00	JP	Eco Watchers Survey Current SA	Mar	49.8	51.8	51.3	--
	12:00	JP	Eco Watchers Survey Outlook SA	Mar	51.2	53.5	53	--
	12:45	CH	Unemployment Rate	Mar	2.4%	--	2.4%	--
	12:45	CH	Unemployment Rate SA	Mar	2.3%	2.2%	2.2%	--
	13:00	DE	Industrial Production SA MoM	Feb	2.1%	0.3%	1%	--
	13:00	DE	Industrial Production WDA YoY	Feb	-4.76%	--	-5.5%	-5.05%
	13:00	DE	Trade Balance SA	Feb	€21.4b	€21.5b	27.5b	27.5b
	13:00	DE	Exports SA MoM	Feb	-2%	-0.5%	6.3%	--
	13:00	DE	Imports SA MoM	Feb	3.2%	-1%	3.6%	3.7%
	15:30	EZ	Sentix Investor Confidence	Apr	-5.9	-8.3	-10.5	--
	22:00	US	NY Fed 1-Yr Inflation Expectations	Mar	3%	--	3%	--
22:30	GB	BOE's Breeden speaks						
Tue/09-Apr-24	06:00	US	Fed's Kashkari Participates in Town Hall Meeting					
	07:30	AU	Westpac Consumer Conf SA MoM	Apr	-2.4%	--	-1.8%	--
	07:30	AU	Westpac Consumer Conf Index	Apr	82.4	--	84.4	--
	08:30	AU	NAB Business Confidence	Mar	1	--	0	--
	08:30	AU	NAB Business Conditions	Mar	9	--	10	--
	12:00	JP	Consumer Confidence Index	Mar	39.5	39.7	39.1	39
	13:00	JP	Machine Tool Orders YoY	Mar P	-8.5%	--	-8%	--
	15:00	EZ	ECB Bank Lending Survey					
17:00	US	NFIB Small Business Optimism	Mar		90	89.4	--	
Wed/10-Apr-24	06:50	JP	PPI YoY	Mar	0.8%	0.8%	0.6%	0.7%
	06:50	JP	PPI MoM	Mar	0.2%	0.3%	0.2%	--
	09:00	NZ	RBNZ Official Cash Rate	10-Apr	5.50%	5.50%	5.50%	--
	19:30	CA	Building Permits MoM	Feb	9.3%	-4.5%	13.5%	12.9%
	19:30	US	CPI MoM	Mar	0.4%	0.3%	0.4%	--
	19:30	US	CPI Ex Food and Energy MoM	Mar	0.4%	0.3%	0.4%	--
	19:30	US	CPI YoY	Mar	3.5%	3.4%	3.2%	--
	19:30	US	CPI Ex Food and Energy YoY	Mar	3.8%	3.7%	3.8%	--
	19:30	US	CPI Index NSA	Mar	312.33	312.098	310.33	--
	19:30	US	CPI Core Index SA	Mar	312.230	--	311.054	--
	19:30	US	Real Avg Hourly Earning YoY	Mar		--	1.1%	--
	19:30	US	Real Avg Weekly Earnings YoY	Mar		--	0.5%	--
	19:45	US	Fed's Bowman Discusses Basel Capital Requirements					
	20:45	CA	Bank of Canada Rate Decision	10-Apr	5.00%	5.00%	5.00%	--
	21:00	US	Wholesale Trade Sales MoM	Feb	2.3%	0.8%	-1.7%	-1.4%
	21:00	US	Wholesale Inventories MoM	Feb F	0.5%	0.5%	-0.2%	--
	21:30	US	DOE U.S. Crude Oil Inventories	5-Apr	5841k	2366k	3210k	--
	21:30	US	DOE Cushing OK Crude Inventory	5-Apr	-170k	--	-377k	--
	21:30	US	DOE U.S. Gasoline Inventories	5-Apr	715k	-1320k	-4256k	--
	21:30	US	DOE U.S. Distillate Inventory	5-Apr	1659k	-1153k	-1268k	--
21:30	US	DOE U.S. Refinery Utilization	5-Apr	-0.3%	--	-0.1%	--	
23:45	US	Fed's Goolsbee Participates in Panel Discussion						
Thu/11-Apr-24	N/A	EZ	Eurogroup in Luxembourg					
	01:00	US	FOMC Meeting Minutes	20-Mar		--	--	--
	01:00	US	Monthly Budget Statement	Mar	\$-236b	\$-197.5b	\$-296b	--
	06:01	GB	RICS House Price Balance	Mar	-4%	-6%	-10%	--
	08:00	AU	Consumer Inflation Expectation	Apr	4.6%	--	4.3%	--
	08:30	CN	PPI YoY	Mar	-2.8%	-2.8%	-2.7%	--
	08:30	CN	CPI YoY	Mar	0.1%	0.4%	0.7%	--
	15:30	GB	Bank of England Bank Liabilities/Credit Conditions Surveys					
	19:15	EZ	ECB Main Refinancing Rate	11-Apr	4.50%	4.50%	4.50%	--
	19:15	EZ	ECB Marginal Lending Facility	11-Apr	4.75%	4.75%	4.75%	--
	19:15	EZ	ECB Deposit Facility Rate	11-Apr	4.00%	4.00%	4.00%	--
	19:30	US	PPI Final Demand MoM	Mar	0.2%	0.3%	0.6%	--
	19:30	US	PPI Ex Food and Energy MoM	Mar	0.2%	0.2%	0.3%	--
	19:30	US	PPI Ex Food, Energy, Trade MoM	Mar	0.2%	--	0.3%	--
	19:30	US	PPI Final Demand YoY	Mar	2.1%	2.2%	1.6%	--
	19:30	US	PPI Ex Food and Energy YoY	Mar	2.4%	2.3%	2%	--

	19:30	US	PPI Ex Food, Energy, Trade YoY	Mar	2.8%	--	2.7%	--
	19:30	US	Initial Jobless Claims	6-Apr	211k	215k	221k	222k
	19:30	US	Continuing Claims	30-Mar	1817k	--	1791k	1789k
	19:45	DE	Current Account Balance	Feb	€29.8b	--	€29.7b	€28b
	19:45	EZ	ECB President Christine Lagarde Holds Press Conference					
	19:45	US	Fed's Williams Gives Keynote Remarks					
	23:00	US	Fed's Collins Speaks at Economic Club of New York					
Fri/12-Apr-24	00:30	US	Fed's Bostic Participates in Moderated Conversation					
	01:00	GB	BOE's Megan Greene speaks					
	05:30	NZ	BusinessNZ Manufacturing PMI	Mar	47.1	--	49.3	--
	11:30	JP	Industrial Production MoM	Feb F	-0.6%	-0.1%	-6.7%	--
	11:30	JP	Industrial Production YoY	Feb F	-3.9%	--	-1.5%	--
	11:30	JP	Capacity Utilization MoM	Feb	-0.5%	--	-7.9%	--
	13:00	DE	CPI YoY	Mar F	2.2%	2.2%	2.5%	--
	13:00	DE	CPI MoM	Mar F	0.4%	0.4%	0.4%	--
	13:00	DE	CPI EU Harmonized MoM	Mar F	0.6%	0.6%	0.6%	--
	13:00	DE	CPI EU Harmonized YoY	Mar F	2.3%	2.3%	2.7%	--
	13:00	GB	Monthly GDP (MoM)	Feb	0.1%	0.1%	0.2%	0.3%
	13:00	GB	Monthly GDP (3M/3M)	Feb	0.2%	0.1%	-0.1%	--
	13:00	GB	Industrial Production MoM	Feb	1.1%	0.0%	-0.2%	-0.3%
	13:00	GB	Industrial Production YoY	Feb	1.4%	0.6%	0.5%	0.3%
	13:00	GB	Manufacturing Production MoM	Feb	1.2%	0.1%	0.0%	-0.2%
	13:00	GB	Manufacturing Production YoY	Feb	2.7%	2.1%	2%	1.5%
	13:00	GB	Construction Output MoM	Feb	-1.9%	-0.4%	1.1%	--
	13:00	GB	Construction Output YoY	Feb	-2%	-1%	0.7%	2%
	13:00	GB	Index of Services MoM	Feb			0.2%	--
	13:00	GB	Index of Services 3M/3M	Feb	0.2%	0.1%	0.0%	--
	13:00	GB	Visible Trade Balance GBP/Mn	Feb	£-14210m	£-14500m	£-14515m	£-14100m
	13:00	GB	Trade Balance GBP/Mn	Feb	£-2291m	--	£-3129m	--
	13:00	GB	Visible Trade Balance Ex Precious Metals	Feb		--	£16068m	--
	13:00	GB	Trade Balance Ex Precious Metals	Feb		--	£-4682m	--
	14:30	CN	Exports YoY CNY	Mar	-3.8m	--	10.60m	--
	14:30	CN	Imports YoY CNY	Mar	2.00m	--	-3.90m	--
	14:30	CN	Trade Balance CNY	Mar	415.86b	508b	281.97b	--
	14:30	CN	Trade Balance	Mar	\$58.55b	\$70.2b	\$39.71b	\$125.16b
	14:30	CN	Exports YoY	Mar	-7.5%	-3%	7.1%	--
	14:30	CN	Imports YoY	Mar	-1.9%	1.2%	3.5%	--
	15:00	EZ	ECB Survey of Professional Forecasters					
	18:00	GB	Bank of England releases Bernanke report on forecasting					
	19:30	US	Import Price Index MoM	Mar	0.4%	0.3%	0.3%	--
	19:30	US	Import Price Index ex Petroleum MoM	Mar		--	0.2%	--
	19:30	US	Import Price Index YoY	Mar	0.4%	--	-0.8%	--
	19:30	US	Export Price Index MoM	Mar	0.3%	0.3%	0.8%	0.7%
	19:30	US	Export Price Index YoY	Mar	-1.4%	--	-1.8%	--
	20:00	CA	Existing Home Sales MoM	Mar		--	-3.1%	--
	21:00	US	U. of Mich. Sentiment	Apr P	77.9	79	79.4	--
	21:00	US	U. of Mich. Current Conditions	Apr P	79.3	82.2	82.5	--
	21:00	US	U. of Mich. Expectations	Apr P	77	77.6	77.4	--
	21:00	US	U. of Mich. 1 Yr Inflation	Apr P	3.1%	--	2.9%	--
	21:00	US	U. of Mich. 5-10 Yr Inflation	Apr P	3.0%	--	2.8%	--
Sat/13-Apr-24	00:00	US	Baker Hughes U.S. Rig Count	12-Apr	617	--	620	--
	01:30	US	Fed's Bostic Gives Speech on Housing					
	02:30	US	Fed's Daly Participates in Fireside Chat					

DATE	WIB	CT Y	INDICATORS	PER	ACTUAL	FORECAST	PREV.	REV.
Mon/15-Apr-24	05:30	NZ	Performance Services Index	Mar		--	53	--
	06:50	JP	Core Machine Orders MoM	Feb		--	-1.7%	--
	06:50	JP	Core Machine Orders YoY	Feb		--	-10.9%	--
	13:30	CH	Producer & Import Prices YoY	Mar		--	-2%	--
	13:30	CH	Producer & Import Prices MoM	Mar		--	0.1%	--
	16:00	EZ	Industrial Production SA MoM	Feb		--	-3.2%	--
	16:00	EZ	Industrial Production WDA YoY	Feb		--	-6.7%	--
	19:15	CA	Housing Starts	Mar		--	253.5k	--
	19:30	CA	Manufacturing Sales MoM	Feb		--	0.2%	--
	19:30	CA	Wholesale Sales ex Petroleum MoM	Feb		--	0.1%	--
	19:30	US	Empire Manufacturing	Apr		-5	-20.9	--
	19:30	US	Retail Sales Advance MoM	Mar		0.4%	0.6%	--
	19:30	US	Retail Sales Ex Auto MoM	Mar		0.4%	0.3%	--

	19:30	US	Retail Sales Ex Auto and Gas	Mar	--	0.3%	--
	19:30	US	Retail Sales Control Group	Mar	--	0.0%	--
	21:00	US	Business Inventories	Feb	0.3%	0.0%	--
	21:00	US	NAHB Housing Market Index	Apr	--	51	--
Tue/16-Apr-24	07:00	US	Fed's Daly Gives Keynote Remarks				
	09:00	CN	GDP YTD YoY	1Q	5%	5.2%	--
	09:00	CN	GDP SA QoQ	1Q	1.4%	1%	--
	09:00	CN	Industrial Production YoY	Mar	6%	--	--
	09:00	CN	GDP YoY	1Q	5%	5.2%	--
	09:00	CN	Retail Sales YoY	Mar	5.3%	--	--
	09:00	CN	Industrial Production YTD YoY	Mar	--	7%	--
	09:00	CN	Retail Sales YTD YoY	Mar	--	5.5%	--
	09:00	CN	Surveyed Jobless Rate	Mar	5.2%	5.3%	--
	13:00	GB	Average Weekly Earnings 3M/YoY	Feb	--	5.6%	--
	13:00	GB	Weekly Earnings ex Bonus 3M/YoY	Feb	--	6.1%	--
	13:00	GB	ILO Unemployment Rate 3Mths	Feb	--	3.9%	--
	13:00	GB	Employment Change 3M/3M	Feb	--	-21k	--
	13:00	GB	Payrolled Employees Monthly Change	Mar	--	20k	--
	13:00	GB	Claimant Count Rate	Mar	--	4%	--
	13:00	GB	Jobless Claims Change	Mar	--	16.8k	--
	16:00	EZ	ZEW Survey Expectations	Apr	--	33.5	--
	16:00	EZ	Trade Balance SA	Feb	--	28.1b	--
	16:00	EZ	Trade Balance NSA	Feb	--	11.4b	--
	16:00	DE	ZEW Survey Expectations	Apr	--	31.7	--
	16:00	DE	ZEW Survey Current Situation	Apr	--	-80.5	--
	19:30	CA	CPI NSA MoM	Mar	--	0.3%	--
	19:30	CA	CPI YoY	Mar	--	2.8%	--
	19:30	CA	Consumer Price Index	Mar	--	158.8	--
	19:30	CA	CPI Core- Median YoY%	Mar	--	3.1%	--
	19:30	CA	CPI Core- Trim YoY%	Mar	--	3.2%	--
	19:30	US	Building Permits MoM	Mar	-0.9%	1.9%	2.4%
	19:30	US	Building Permits	Mar	1510k	1518k	1524k
	19:30	US	Housing Starts	Mar	1475k	1521k	--
	19:30	US	Housing Starts MoM	Mar	-3%	10.7%	--
	20:15	US	Industrial Production MoM	Mar	0.2%	0.1%	--
	20:15	US	Capacity Utilization	Mar	78.5%	78.3%	--
	20:15	US	Manufacturing (SIC) Production	Mar	--	0.8%	--
Wed/17-Apr-24	05:45	NZ	CPI QoQ	1Q	--	0.5%	--
	05:45	NZ	CPI YoY	1Q	--	4.7%	--
	05:45	NZ	CPI Tradeable QoQ	1Q	--	-0.2%	--
	05:45	NZ	CPI Non Tradeable QoQ	1Q	--	1.1%	--
	06:50	JP	Trade Balance	Mar	--	-¥379.4b	-¥377.8b
	06:50	JP	Trade Balance Adjusted	Mar	--	-¥451.6b	--
	06:50	JP	Exports YoY	Mar	--	7.8%	--
	06:50	JP	Imports YoY	Mar	--	0.5%	--
	07:30	AU	Westpac Leading Index MoM	Mar	--	0.08%	--
	13:00	GB	CPI MoM	Mar	--	0.6%	--
	13:00	GB	CPI YoY	Mar	--	3.4%	--
	13:00	GB	CPI Core YoY	Mar	--	4.5%	--
	13:00	GB	CPI Services YoY	Mar	--	6.1%	--
	13:00	GB	CPIH YoY	Mar	--	3.8%	--
	13:00	GB	Retail Price Index	Mar	--	381	--
	13:00	GB	RPI MoM	Mar	--	0.8%	--
	13:00	GB	RPI YoY	Mar	--	4.5%	--
	13:00	GB	RPI Ex Mort Int.Payments (YoY)	Mar	--	3.5%	--
	13:00	GB	PPI Output NSA MoM	Mar	--	0.3%	--
	13:00	GB	PPI Output NSA YoY	Mar	--	0.4%	--
	13:00	GB	PPI Input NSA MoM	Mar	--	-0.4%	--
	13:00	GB	PPI Input NSA YoY	Mar	--	-2.7%	--
	16:00	EZ	CPI YoY	Mar F	--	2.6%	2.6%
	16:00	EZ	CPI MoM	Mar F	--	0.8%	--
	16:00	EZ	CPI Core YoY	Mar F	--	2.9%	--
	21:30	US	DOE U.S. Crude Oil Inventories	12-Apr	--	--	--
	21:30	US	DOE Cushing OK Crude Inventory	12-Apr	--	--	--
	21:30	US	DOE U.S. Gasoline Inventories	12-Apr	--	--	--
	21:30	US	DOE U.S. Distillate Inventory	12-Apr	--	--	--
	21:30	US	DOE U.S. Refinery Utilization	12-Apr	--	--	--
Thu/18-Apr-24	01:00	US	Federal Reserve Releases Beige Book				
	08:30	AU	NAB Business Confidence	1Q	--	-6	--
	08:30	AU	Participation Rate	Mar	--	66.7%	--
	08:30	AU	Part Time Employment Change	Mar	--	38.3k	--
	08:30	AU	Unemployment Rate	Mar	--	3.7%	--

	08:30	AU	Employment Change	Mar		--	116.5k	--
	08:30	AU	Full Time Employment Change	Mar		--	78.2k	--
	08:30	JP	BOJ Board Noguchi Speech in Saga					
	11:30	JP	Tertiary Industry Index MoM	Feb		--	0.3%	--
	13:00	JP	Machine Tool Orders YoY	Mar F		--	--	--
	13:00	CH	Exports Real MoM	Mar		--	0.2%	--
	13:00	CH	Imports Real MoM	Mar		--	3.8%	--
	15:00	EZ	ECB Current Account SA	Feb		--	39.4b	--
	16:00	EZ	Construction Output MoM	Feb		--	0.5%	--
	16:00	EZ	Construction Output YoY	Feb		--	0.8%	--
	19:30	US	Initial Jobless Claims	13-Apr		--	--	--
	19:30	US	Continuing Claims	6-Apr		--	--	--
	20:15	US	Fed's Bowman Speaks at SIFMA Roundtable					
	21:00	US	Leading Index	Mar		0.1%	0.1%	--
	21:00	US	Existing Home Sales	Mar		4.35m	4.38m	--
	21:00	US	Existing Home Sales MoM	Mar		-0.7%	9.5%	--
	22:00	US	Fed's Bostic Speaks in Fireside Chat on Economy					
Fri/19-Apr-24	04:45	US	Fed's Bostic Chats About Economy, Monetary Policy					
	06:30	JP	Natl CPI YoY	Mar		--	2.8%	--
	06:30	JP	Natl CPI Ex Fresh Food YoY	Mar		--	2.8%	--
	06:30	JP	Natl CPI Ex Fresh Food, Energy YoY	Mar		--	3.2%	--
	13:00	DE	PPI MoM	Mar		--	-0.4%	--
	13:00	DE	PPI YoY	Mar		--	-4.1%	--
	13:00	GB	Retail Sales Inc Auto Fuel MoM	Mar		--	0.0%	--
	13:00	GB	Retail Sales Inc Auto Fuel YoY	Mar		--	-0.4%	--
	13:00	GB	Retail Sales Ex Auto Fuel MoM	Mar		--	0.2%	--
	13:00	GB	Retail Sales Ex Auto Fuel YoY	Mar		--	-0.5%	--
	21:30	US	Fed's Goolsbee Participates in Q&A					
Sat/20-Apr-24	00:00	US	Baker Hughes U.S. Rig Count	19-Apr		--	--	--

OIL WTI – CL-MAY/USD
(Exp. 18 Apr 2024)



RESISTANCE	89.29	
	88.46	
	86.95	
SUPPORT	84.61	
	83.78	
	82.27	
SUGGESTION	BUY	---
	SELL	85.80
	S/L	86.95
	T/P:	84.60 83.75

DATE	OPEN	HIGH	LOW	RANGE	CLOSE	CHANGE	PREVIOUS
Apr 12	85.60	87.63	85.29	2.34	85.44	↓ 0.13	85.57

WEEKLY		APRIL		2024	
HIGH	LOW	HIGH	LOW	HIGH	LOW
87.63 (12/Apr)	84.55 (10/Apr)	87.63 (12/Apr)	82.63 (01/Apr)	87.63 (12/Apr)	69.30 (03/Jan)

GOLD (XAU/USD)



RESISTANCE	2503.10	
	2467.23	
	2405.40	
SUPPORT	2307.70	
	2271.83	
	2210.00	
SUGGESTION	BUY	---
	SELL	2356.00
	S/L	2405.00
	T/P:	2307.00 2271.00

DATE	OPEN	HIGH	LOW	RANGE	CLOSE	CHANGE	PREVIOUS
Apr 12	2371.52	2431.35	2333.65	97.70	2343.58	↓ 28.44	2372.02

WEEKLY		APRIL		2024	
HIGH	LOW	HIGH	LOW	HIGH	LOW
2431.35 (12/Apr)	2302.78 (08/Apr)	2431.35 (12/Apr)	2228.35 (01/Apr)	2431.35 (12/Apr)	1989.97 (13/Feb)

SILVER – XAG/USD



DATE	OPEN	HIGH	LOW	RANGE	CLOSE	CHANGE	PREVIOUS
Apr 12	27.870	29.773	27.903	1.870	28.000	↓ 0.423	28.423

WEEKLY		APRIL		2024	
HIGH	LOW	HIGH	LOW	HIGH	LOW
29.773 (12/Apr)	26.838 (08/Apr)	29.773 (12/Apr)	24.719 (01/Apr)	29.773 (12/Apr)	21.903 (22/Jan)

EUR/USD

Interest Rate: 4.50% (EU) / 5.25% - 5.50% (US)



DATE	OPEN	HIGH	LOW	RANGE	CLOSE	CHANGE	PREVIOUS
Apr 12	1.07257	1.07284	1.06216	106,8	1.06380	↓ 88,1	1.07261

WEEKLY		APRIL		2024	
HIGH	LOW	HIGH	LOW	LOW	HIGH
1.08842 (09/Apr)	1.06216 (12/Apr)	1.08842 (09/Apr)	1.06216 (12/Apr)	1.10438 (02/Jan)	1.06216 (12/Apr)

All price & chart based on Valbury MT4 Platform

USDJPY

Interest Rate: 5.25% - 5.50% (US) / 0.00% (JP)



DATE	OPEN	HIGH	LOW	RANGE	CLOSE	CHANGE	PREVIOUS
Apr 12	153.205	153.377	152.580	79,7	153.227	↑ 2,2	153.205

WEEKLY		APRIL		2024	
HIGH	LOW	HIGH	LOW	HIGH	LOW
153.377 (12/Apr)	151.562 (09/Apr)	153.377 (12/Apr)	150.802 (05/Apr)	153.377 (12/Apr)	140.806 (02/Jan)

GBP/USD

Interest Rate: 5.25% (GB) / 5.25% - 5.50% (US)



DATE	OPEN	HIGH	LOW	RANGE	CLOSE	CHANGE	PREVIOUS
Apr 12	1.25529	1.25577	1.24256	132,1	1.24462	↓ 106,5	1.25527

WEEKLY		APRIL		2024	
HIGH	LOW	HIGH	LOW	HIGH	LOW
1.27083 (09/Apr)	1.24256 (12/Apr)	1.27083 (09/Apr)	1.24256 (12/Apr)	1.28926 (08/Mar)	1.24256 (12/Apr)

All price & chart based on Valbury MT4 Platform

USD/CHF

Interest Rate: 5.25% - 5.50% (US) / 1.50% (CH)



DATE	OPEN	HIGH	LOW	RANGE	CLOSE	CHANGE	PREVIOUS
Apr 12	0.90950	0.91398	0.90925	47,3	0.91395	↑ 44,5	0.90950

WEEKLY		APRIL		2024	
HIGH	LOW	HIGH	LOW	HIGH	LOW
0.91464 (10/Apr)	0.90117 (09/Apr)	0.91464 (10/Apr)	0.89968 (05/Apr)	0.91464 (10/Apr)	0.84012 (02/Jan)

AUD/USD

Interest Rate: 4.35% (AU) / 5.25% - 5.50% (US)



DATE	OPEN	HIGH	LOW	RANGE	CLOSE	CHANGE	PREVIOUS
Apr 12	0.65375	0.65424	0.64551	87,3	0.64589	↓ 78,4	0.65373

WEEKLY		APRIL		2024	
HIGH	LOW	HIGH	LOW	HIGH	LOW
0.66442 (09/Apr)	0.64551 (12/Apr)	0.66442 (09/Apr)	0.64551 (12/Apr)	0.68381 (02/Jan)	0.64418 (13/Feb)

All price & chart based on Valbury MT4 Platform

NZD/USD

Interest Rate: 5.50% (NZ) / 5.25% - 5.50% (US)



RESISTANCE	0.60611	
	0.60352	
	0.59851	
SUPPORT	0.59091	
	0.58832	
	0.58331	
SUGGESTION	BUY	---
	SELL	0.5950
	S/L	0.5985
	T/P:	0.5910 0.5880

DATE	OPEN	HIGH	LOW	RANGE	CLOSE	CHANGE	PREVIOUS
Apr 12	0.59966	0.60093	0.59333	76,0	0.59350	↓ 61,8	0.59968

WEEKLY		APRIL		2024	
HIGH	LOW	HIGH	LOW	HIGH	LOW
0.60819 (10/Apr)	0.59333 (12/Apr)	0.60819 (10/Apr)	0.59333 (12/Apr)	0.63216 (02/Jan)	0.59333 (12/Apr)

USD/CAD

Interest Rate: 5.25% - 5.50% (US) / 5.00% (CA)



RESISTANCE	1.39184	
	1.38522	
	1.38134	
SUPPORT	1.37084	
	1.36422	
	1.36034	
SUGGESTION	BUY	1.3760
	SELL	---
	S/L	1.3705
	T/P:	1.3815 1.3855

DATE	OPEN	HIGH	LOW	RANGE	CLOSE	CHANGE	PREVIOUS
Apr 12	1.36883	1.37860	1.36810	105,0	1.37746	↑ 86,4	1.36882

WEEKLY		APRIL		2024	
HIGH	LOW	HIGH	LOW	HIGH	LOW
1.37860 (12/Apr)	1.35460 (09/Apr)	1.37860 (12/Apr)	1.34769 (04/Apr)	1.37860 (12/Apr)	1.32277 (02/Jan)

All price & chart based on Valbury MT4 Platform

EURJPY

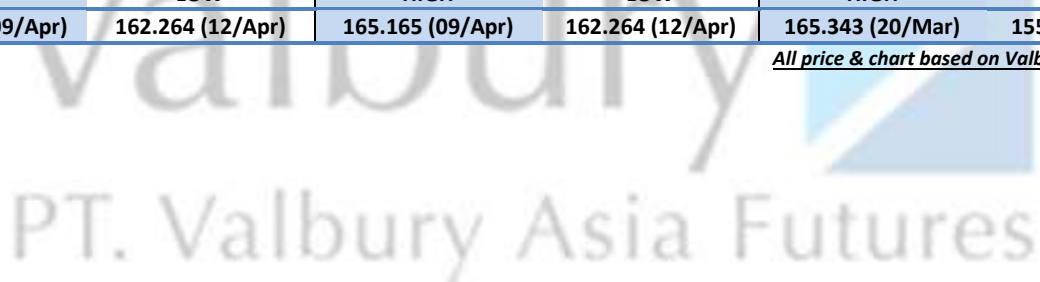
Interest Rate: 4.50% (EU) / 0.00% (JP)



DATE	OPEN	HIGH	LOW	RANGE	CLOSE	CHANGE	PREVIOUS
Apr 12	164.351	164.390	162.264	212,6	163.019	↓ 133,2	164.351

WEEKLY		APRIL		2024	
HIGH	LOW	HIGH	LOW	HIGH	LOW
165.165 (09/Apr)	162.264 (12/Apr)	165.165 (09/Apr)	162.264 (12/Apr)	165.343 (20/Mar)	155.060 (02/Jan)

All price & chart based on Valbury MT4 Platform



Disclaimer

All contents of this report have been prepared by the Research Dept. of Valbury Asia Futures and are provided solely for informational purpose. We have taken reasonable measures to ensure the accuracy of the report, however, do not guarantee its accuracy and will not accept liability for any consequential loss or damage which may arise directly or indirectly from any use of the report.

Published by RESEARCH DEPARTMENT – PT VALBURY ASIA FUTURES
Menara Karya 9th Floor, Jl. HR Rasuna Said Blok X-5 Kav. 1-2 Jakarta 12950 Indonesia
Phone : +6221-25533777, Email: research@valbury.com