








Daily Outlook

GLOBAL MARKETS & ECONOMIES | WEEKLY ECONOMIC INDICATORS | CURRENCIES | PRECIOUS METAL | O I L |

Counter	News	Trend	Support	Resistance
 EURUSD	EURUSD – Harga turun setelah USD ditutup menguat terhadap sejumlah mata uang pada hari perdagangan Selasa setelah data inflasi AS yang lebih kuat dari perkiraan meningkatkan taruhan investor bahwa Federal Reserve harus tetap agresif dalam menaikkan suku bunga. <i>Resistance di 1.0113, support di 0.9888</i>	↓	0.9888	1.0113
 USDJPY	USDJPY – Harga yen melemah terhadap USD yang menguat dan imbal hasil Treasury AS naik setelah data inflasi AS pada bulan Agustus yang lebih kuat dari perkiraan mendorong taruhan bahwa Federal Reserve perlu tetap agresif dalam menaikkan suku bunga. <i>Resistance 145.71, support 142.61</i>	↑	142.61	145.71
 USDCHF	USDCHF – Harga naik setelah USD ditutup menguat terhadap sejumlah mata uang pada hari perdagangan Selasa setelah data inflasi AS yang lebih kuat dari perkiraan meningkatkan taruhan investor bahwa Federal Reserve harus tetap agresif dalam menaikkan suku bunga. <i>Resistance utama 0.9674, support 0.9520</i>	↑	0.9520	0.9674
 GBPUSD	GBPUSD – Harga turun setelah USD ditutup menguat terhadap sejumlah mata uang pada hari perdagangan Selasa setelah data inflasi AS yang lebih kuat dari perkiraan meningkatkan taruhan investor bahwa Federal Reserve harus tetap agresif dalam menaikkan suku bunga. <i>Resistance utama 1.1657, support 1.1405</i>	↓	1.1405	1.1657
 AUDUSD	AUDUSD – Harga turun karena sentimen risiko yang lebih rendah dan USD menguat setelah data inflasi AS pada bulan Agustus yang lebih kuat dari perkiraan mendorong spekulasi bahwa Federal Reserve perlu tetap agresif dalam menaikkan suku bunga. <i>Resistance 0.6857, support 0.6667</i>	↓	0.6667	0.6857
 XAUUSD	XAUUSD – Harga emas turun lebih dari 1% karena dolar menguat dan imbal hasil Treasury AS naik setelah data inflasi AS naik melebihi perkiraan pada bulan Agustus, memperkuat taruhan untuk kenaikan suku bunga yang agresif oleh Federal Reserve. <i>Resistance 1723.53, support 1688.75</i>	↓	1688.75	1723.53
 CLc1 (WTI)	Oil – Harga minyak berakhir hampir 1% lebih rendah, membalikkan kenaikan sebelumnya karena data inflasi AS secara tak terduga naik pada bulan Agustus mendukung Federal Reserve untuk lebih agresif menaikkan suku bunga pada pertemuan kebijakan minggu depan serta pembatasan baru COVID-19 di China dan dolar yang lebih kuat turut membebani harga minyak. <i>Resistance 89.59, support 85.37</i>	↓	85.37	89.59

ECONOMIC INDICATORS

DATE	WIB	CTY	INDICATORS	PER	ACTUAL	FORECAST	PREV.	REV.
Mon/12-Sep-22	All	CN	Bank Holiday (Mid-Autumn Moon Festival)					
	All	HK	Bank Holiday (Mid-Autumn Moon Festival)					
	All	KR	Chuseok – Thanksgiving Day)					
	13:00	JP	Machine Tool Orders YoY	Aug P	10.7%	--	5.5%	--
	13:00	GB	Monthly GDP (MoM)	Jul	0.2%	0.4%	-0.6%	--
	13:00	GB	Monthly GDP (3M/3M)	Jul	0.0%	0.1%	0.4%	-0.1%
	13:00	GB	Construction Output MoM	Jul	-0.8%	0.5%	-1.4%	--
	13:00	GB	Construction Output YoY	Jul	4.3%	5.6%	4.1%	--
	13:00	GB	Industrial Production MoM	Jul	-0.3%	0.4%	-0.9%	--
	13:00	GB	Industrial Production YoY	Jul	1.1%	1.9%	2.4%	--
	13:00	GB	Manufacturing Production MoM	Jul	0.1%	0.4%	-1.6%	--
	13:00	GB	Manufacturing Production YoY	Jul	1.1%	1.6%	1.3%	--
	13:00	GB	Index of Services MoM	Jul	--	--	-0.5%	--
	13:00	GB	Index of Services 3M/3M	Jul	-0.2%	-0.2%	-0.4%	--
	13:00	GB	Visible Trade Balance GBP/Mn	Jul	£-19362m	£-22400m	£22847m	--
	13:00	GB	Trade Balance GBP/Mn	Jul	£-7793m	--	£-11387m	--
	13:00	GB	Visible Trade Balance Ex Precious Metals	Jul	£-10190m	--	£-22084m	£-12290m
	13:00	GB	Trade Balance Ex Precious Metals	Jul	--	--	£10624m	--
	14:30	EZ	ECB's Guindos Speaks					
	19:00	EZ	ECB's Schnabel Speaks					
21:00	DE	Current Account Balance	Jul	€5b	--	€16.2b	--	
Tue/13-Sep-22	04:00	NZ	REINZ House Sales YoY	Aug	--	--	-36.7%	--
	06:50	JP	PPI YoY	Aug	9%	8.9%	8.6%	9%
	06:50	JP	PPI MoM	Aug	0.2%	0.4%	0.4%	0.7%
	06:50	JP	BSI Large Manufacturing QoQ	3Q	1.7%	--	-9.9	--
	06:50	JP	BSI Large All Industry QoQ	3Q	--	--	-0.9	--
	07:30	AU	Westpac Consumer Conf Index	Sep	84.4	--	81.2	--
	07:30	AU	Westpac Consumer Conf SA MoM	Sep	3.9%	--	-3%	--
	08:30	AU	NAB Business Conditions	Aug	20	--	20	--
	08:30	AU	NAB Business Confidence	Aug	10	--	7	8
	13:00	DE	CPI MoM	Aug F	0.3%	0.3%	0.3%	0.9%
	13:00	DE	CPI YoY	Aug F	7.9%	7.9%	7.9%	7.5%
	13:00	DE	CPI EU Harmonized MoM	Aug F	0.4%	0.4%	0.4%	0.8%
	13:00	DE	CPI EU Harmonized YoY	Aug F	8.8%	8.8%	8.8%	8.5%
	13:00	GB	Payrolled Employees Monthly Change	Aug	--	--	73k	--
	13:00	GB	Claimant Count Rate	Aug	3.6%	3.8%	3.9%	3.8%
	13:00	GB	Jobless Claims Change	Aug	6.3k	--	-10.6k	-10.5k
	13:00	GB	Average Weekly Earnings 3M/YoY	Jul	5.5%	5.4%	5.1%	5.2%
	13:00	GB	Weekly Earnings ex Bonus 3M/YoY	Jul	5.2%	5%	4.7%	--
	13:00	GB	ILO Unemployment Rate 3Mths	Jul	3.6%	3.8%	3.8%	--
	13:00	GB	Employment Change 3M/3M	Jul	40k	128k	160k	--
	13:30	CH	Producer & Import Prices MoM	Aug	-0.1%	--	-0.1%	--
	13:30	CH	Producer & Import Prices YoY	Aug	5.5%	--	6.3%	--
	16:00	EZ	ZEW Survey Expectations	Sep	-60.7	-58.3	-54.9	--
	16:00	DE	ZEW Survey Expectations	Sep	-61.9	-60	-55.3	--
	16:00	DE	ZEW Survey Current Situation	Sep	-60.5	-52.2	-47.6	--
	17:00	US	NFIB Small Business Optimism	Aug	91.8	90.5	89.9	--
	19:30	US	CPI MoM	Aug	0.1%	-0.1%	0.0%	--
19:30	US	CPI Ex Food and Energy MoM	Aug	0.6%	0.3%	0.3%	--	
19:30	US	CPI YoY	Aug	8.3%	8.1%	8.5%	--	
19:30	US	CPI Ex Food and Energy YoY	Aug	6.3%	6.1%	5.9%	--	
19:30	US	CPI Index NSA	Aug	296.171	295.53	296.276	--	
19:30	US	CPI Core Index SA	Aug	295.62	--	295.275	--	
19:30	US	Real Avg Hourly Earning YoY	Aug	--	--	-3%	--	
19:30	US	Real Avg Weekly Earnings YoY	Aug	--	--	-3.6%	--	
Wed/14-Sep-22	01:00	US	Monthly Budget Statement	Aug	--	--	-\$211.1b	--
	05:45	NZ	BoP Current Account Balance NZD	2Q	--	-4.401b	-6.143b	--
	05:45	NZ	Current Account GDP Ratio YTD	2Q	--	-7.5%	-6.5%	--
	06:50	JP	Core Machine Orders MoM	Jul	--	-0.6%	0.9%	--
	06:50	JP	Core Machine Orders YoY	Jul	--	6.6%	6.5%	--

	11:30	JP	Industrial Production MoM	Jul F	--	1%	--
	11:30	JP	Industrial Production YoY	Jul F	--	-1.8%	--
	13:00	GB	CPIH YoY	Aug	--	8.8%	--
	13:00	GB	CPI MoM	Aug	--	0.6%	--
	13:00	GB	CPI YoY	Aug	10.4%	10.1%	--
	13:00	GB	CPI Core YoY	Aug	--	6.2%	--
	13:00	GB	Retail Price Index	Aug	--	343.2	--
	13:00	GB	RPI MoM	Aug	--	0.9%	--
	13:00	GB	RPI YoY	Aug	--	12.3%	--
	13:00	GB	RPI Ex Mort Int.Payments (YoY)	Aug	--	12.3%	--
	13:00	GB	PPI Output NSA MoM	Aug	--	1.6%	--
	13:00	GB	PPI Output NSA YoY	Aug	--	17.1%	--
	13:00	GB	PPI Input NSA MoM	Aug	--	0.1%	--
	13:00	GB	PPI Input NSA YoY	Aug	--	22.6%	--
	15:30	HK	Industrial Production YoY	2Q	--	-1.2%	--
	15:30	HK	PPI YoY	2Q	--	2.3%	--
	15:30	GB	House Price Index YoY	Jul	--	7.8%	--
	16:00	EZ	Industrial Production SA MoM	Jul	-0.7%	0.7%	--
	16:00	EZ	Industrial Production WDA YoY	Jul	1.2%	2.4%	--
	19:30	CA	Manufacturing Sales MoM	Jul	--	-0.8%	--
	19:30	US	PPI Ex Food and Energy YoY	Aug	7%	7.6%	--
	19:30	US	PPI Final Demand MoM	Aug	0.0%	-0.5%	--
	19:30	US	PPI Ex Food and Energy MoM	Aug	0.3%	0.2%	--
	19:30	US	PPI Ex Food, Energy, Trade MoM	Aug	--	0.2%	--
	19:30	US	PPI Final Demand YoY	Aug	8.9%	9.8%	--
	19:30	US	PPI Ex Food, Energy, Trade YoY	Aug	--	5.8%	--
	21:30	US	DOE U.S. Crude Oil Inventories	9-Sep	--	8845k	--
	21:30	US	DOE Cushing OK Crude Inventory	9-Sep	--	-501k	--
	21:30	US	DOE U.S. Gasoline Inventories	9-Sep	--	333k	--
	21:30	US	DOE U.S. Distillate Inventory	9-Sep	--	95k	--
	21:30	US	DOE U.S. Refinery Utilization	9-Sep	--	-1.8%	--
Thu/15-Sep-22	05:45	NZ	GDP YoY	2Q	-0.1%	1.2%	--
	05:45	NZ	GDP SA QoQ	2Q	1%	-0.2%	--
	06:50	JP	Trade Balance	Aug	-¥2381.3b	¥1436.8b	--
	06:50	JP	Trade Balance Adjusted	Aug	-¥2031.3b	¥2133.3b	--
	06:50	JP	Exports YoY	Aug	24.4%	19%	--
	06:50	JP	Imports YoY	Aug	46.8%	47.2%	--
	08:00	AU	Consumer Inflation Expectation	Sep	--	5.90%	--
	08:30	AU	Employment Change	Aug	37.5k	-40.9k	--
	08:30	AU	Unemployment Rate	Aug	3.4%	3.4%	--
	08:30	AU	Participation Rate	Aug	66.5%	66.4%	--
	08:30	AU	Full Time Employment Change	Aug	--	-86.9k	--
	08:30	AU	Part Time Employment Change	Aug	--	46.0k	--
	11:30	JP	Tertiary Industry Index MoM	Jul	-0.1%	-0.2%	--
	16:00	EZ	Trade Balance SA	Jul	--	-30.8b	--
	16:00	EZ	Trade Balance NSA	Jul	--	-24.6b	--
	16:15	EZ	ECB's Guindos Speaks				
	18:00	EZ	ECB's Centeno Speaks				
	18:00	GB	Bank of England Bank Rate	15-Sep	2.28%	1.75%	--
	19:30	US	Initial Jobless Claims	10-Sep	--	222k	--
	19:30	US	Empire Manufacturing	Sep	-15.5	-31.3	--
	19:30	US	Retail Sales Advance MoM	Aug	0.0%	0.0%	--
	19:30	US	Continuing Claims	3-Sep	--	1473k	--
	19:30	US	Retail Sales Ex Auto MoM	Aug	0.0%	0.4%	--
	19:30	US	Retail Sales Ex Auto and Gas	Aug	0.9%	0.7%	--
	19:30	US	Retail Sales Control Group	Aug	0.6%	0.8%	--
	19:30	US	Philadelphia Fed Business Outlook	Sep	2	6.2	--
	19:30	US	Import Price Index MoM	Aug	-1.3%	-1.4%	--
	19:30	US	Import Price Index ex Petroleum MoM	Aug	--	-0.7%	--
	19:30	US	Import Price Index YoY	Aug	--	8.8%	--
	19:30	US	Export Price Index MoM	Aug	--	-3.3%	--
	19:30	US	Export Price Index YoY	Aug	--	13.1%	--
	20:00	CA	Existing Home Sales MoM	Aug	--	-5.3%	--
	20:15	US	Industrial Production MoM	Aug	0.2%	0.6%	--

	20:15	US	Manufacturing (SIC) Production	Aug		0.0%	0.7%	--
	21:00	US	Business Inventories	Jul		0.6%	1.4%	--
Fri/16-Sep-22	05:30	NZ	BusinessNZ Manufacturing PMI	Aug		--	52.7	--
	09:00	CN	Industrial Production YoY	Aug		3.8%	3.8%	--
	09:00	CN	Industrial Production YTD YoY	Aug		3.6%	3.5%	--
	09:00	CN	Retail Sales YoY	Aug		3.2%	2.7%	--
	09:00	CN	Retail Sales YTD YoY	Aug		0.2%	-0.2%	--
	09:00	CN	Surveyed Jobless Rate	Aug		5.4%	5.4%	--
	13:00	GB	Retail Sales Inc Auto Fuel MoM	Aug		--	0.3%	--
	13:00	GB	Retail Sales Inc Auto Fuel YoY	Aug		--	-3.4%	--
	13:00	GB	Retail Sales Ex Auto Fuel MoM	Aug		--	0.4%	--
	13:00	GB	Retail Sales Ex Auto Fuel YoY	Aug		--	-3%	--
	16:00	EZ	CPI YoY	Aug F		9.1%	9.1%	--
	16:00	EZ	CPI MoM	Aug F		--	0.5%	--
	16:00	EZ	CPI Core YoY	Aug F		4.3%	4.3%	--
	19:15	CA	Housing Starts	Aug		--	275.3k	--
	19:30	CA	Wholesale Trade Sales MoM	Jul		--	0.1%	--
	21:00	US	U. of Mich. Sentiment	Sep P		59.3	58.2	--
	21:00	US	U. of Mich. Current Conditions	Sep P		--	58.6	--
	21:00	US	U. of Mich. Expectations	Sep P		--	58	--
	21:00	US	U. of Mich. 1 Yr Inflation	Sep P		--	4.8%	--
	21:00	US	U. of Mich. 5-10 Yr Inflation	Sep P		--	2.9%	--
Sat/17-Sep-22	00:00	US	Baker Hughes U.S. Rig Count	16-Sep		--	--	--

EUR/USD

Interest Rate: 0.50% (EU)/2.25%-2.50% (US)



RESISTANCE	1.03377	
	1.02620	
	1.01130	
SUPPORT	0.98883	
	0.98123	
	0.96636	
SUGGESTION	BUY	---
	SELL	0.9990
	S/L	1.0050
	T/P:	0.9850 0.9800

DATE	OPEN	HIGH	LOW	RANGE	CLOSE	CHANGE	PREVIOUS
Sep 13	1.01186	1.01862	0.99615	224,7	0.99641	↓ 154,5	1.01186

WEEKLY		SEPTEMBER		2022	
HIGH	LOW	HIGH	LOW	HIGH	LOW
1.01969 (12/Sep)	0.99615 (13/Sep)	1.01969 (12/Sep)	0.98631 (06/Sep)	1.14941 (10/Feb)	0.98631 (06/Sep)

All price & chart based on Valbury MT4 Platform

USDJPY

Interest Rate: 2.25%-2.50% (US)/-0.10% (JP)



RESISTANCE	148.805	
	146.746	
	145.712	
SUPPORT	142.619	
	140.560	
	139.526	
SUGGESTION	BUY	144.35
	SELL	---
	S/L	143.30
	T/P:	145.70 146.75

DATE	OPEN	HIGH	LOW	RANGE	CLOSE	CHANGE	PREVIOUS
Sep 13	142.792	144.687	141.594	309,3	144.679	↑ 187,3	142.806

WEEKLY		SEPTEMBER		2022	
HIGH	LOW	HIGH	LOW	HIGH	LOW
144.687 (13/Sep)	141.594 (13/Sep)	144.980 (07/Sep)	139.016 (01/Sep)	144.980 (07/Sep)	113.463 (24/Jan)

GBP/USD

Interest Rate: 1.25% (GB)/ 2.25%-2.50% (US)



RESISTANCE	1.19102	
	1.18237	
	1.16578	
SUPPORT	1.14054	
	1.13189	
	1.11530	
SUGGESTION	BUY	---
	SELL	1.1515
	S/L	1.1575
	T/P:	1.1410 1.1345

DATE	OPEN	HIGH	LOW	RANGE	CLOSE	CHANGE	PREVIOUS
Sep 13	1.16793	1.17371	1.14847	252,4	1.14920	↓ 187,5	1.16795

WEEKLY		SEPTEMBER		2022	
HIGH	LOW	HIGH	LOW	HIGH	LOW
1.17371 (13/Sep)	1.14847 (13/Sep)	1.17371 (13/Sep)	1.14043 (07/Sep)	1.37477 (13/Jan)	1.14043 (07/Sep)

All price & chart based on Valbury MT4 Platform

USD/CHF

Interest Rate: 2.25%-2.50% (US)/ -0.25% (CH)



RESISTANCE	0.98278	
	0.97301	
	0.96741	
SUPPORT	0.95204	
	0.94227	
	0.93667	
SUGGESTION	BUY	0.9595
	SELL	---
	S/L	0.9545
	T/P:	0.9670 0.9715

DATE	OPEN	HIGH	LOW	RANGE	CLOSE	CHANGE	PREVIOUS
Sep 13	0.95325	0.96323	0.94786	153,7	0.96182	↑ 85,2	0.95330

WEEKLY		SEPTEMBER		2022	
HIGH	LOW	HIGH	LOW	HIGH	LOW
0.96323 (13/Sep)	0.94786 (13/Sep)	0.98686 (07/Sep)	0.94786 (13/Sep)	1.00634 (16/May)	0.90908 (13/Jan)

AUD/USD

Interest Rate: 2.35% (AU)/ 2.25%-2.50% (US)



DATE	OPEN	HIGH	LOW	RANGE	CLOSE	CHANGE	PREVIOUS
Sep 13	0.68848	0.69152	0.67251	190,1	0.67331	↓ 153,8	0.68869

WEEKLY		SEPTEMBER		2022	
HIGH	LOW	HIGH	LOW	HIGH	LOW
0.69152 (13/Sep)	0.67251 (13/Sep)	0.69152 (13/Sep)	0.66981 (07/Sep)	0.76603 (05/Apr)	0.66806 (14/Jul)

All price & chart based on Valbury MT4 Platform

NZD/USD

Interest Rate: 3.00% (NZ)/ 2.25%-2.50% (US)



DATE	OPEN	HIGH	LOW	RANGE	CLOSE	CHANGE	PREVIOUS
Sep 13	0.61338	0.61603	0.59856	174,7	0.59972	↓ 137,1	0.61343

WEEKLY		SEPTEMBER		2022	
HIGH	LOW	HIGH	LOW	HIGH	LOW
0.61603 (13/Sep)	0.59856 (13/Sep)	0.61603 (13/Sep)	0.59856 (13/Sep)	0.70331 (05/Apr)	0.59856 (13/Sep)

USD/CAD

Interest Rate: 2.25%-2.50% (US)/ 3.25% (CA)



RESISTANCE	1.34654	
	1.33198	
	1.32438	
SUPPORT	1.30222	
	1.28766	
	1.28006	
SUGGESTION	BUY	1.3150
	SELL	---
	S/L	1.3075
	T/P:	1.3245 1.3320

DATE	OPEN	HIGH	LOW	RANGE	CLOSE	CHANGE	PREVIOUS
Sep 13	1.29846	1.31742	1.29526	221,6	1.31679	↑ 182,6	1.29853

WEEKLY		SEPTEMBER		2022	
HIGH	LOW	HIGH	LOW	HIGH	LOW
1.31742 (13/Sep)	1.29526 (13/Sep)	1.32078 (07/Sep)	1.29526 (13/Sep)	1.32222 (14/Jul)	1.24016 (05/Apr)

All price & chart based on Valbury MT4 Platform

EURJPY

Interest Rate: 0.00% (EU)/-0.10% (JP)



RESISTANCE	146.139	
	145.680	
	144.925	
SUPPORT	143.711	
	143.252	
	142.497	
SUGGESTION	BUY	---
	SELL	144.25
	S/L	144.70
	T/P:	143.70 143.25

DATE	OPEN	HIGH	LOW	RANGE	CLOSE	CHANGE	PREVIOUS
Sep 13	144.448	145.222	144.008	121,4	144.170	↓ 33,7	144.507

WEEKLY		SEPTEMBER		2022	
HIGH	LOW	HIGH	LOW	HIGH	LOW
145.629 (12/Sep)	143.449 (12/Sep)	145.629 (12/Sep)	138.682 (05/Sep)	145.629 (12/Sep)	124.384 (07/Mar)

GOLD (XAU/USD)



RESISTANCE	1758.31	
	1745.01	
	1723.53	
SUPPORT	1688.75	
	1675.45	
	1653.97	
SUGGESTION	BUY	---
	SELL	1706.00
	S/L	1723.00
	T/P:	1688.00 1675.00

DATE	OPEN	HIGH	LOW	RANGE	CLOSE	CHANGE	PREVIOUS
Sep 13	1724.64	1731.72	1696.94	34.78	1702.05	↓ 22.51	1724.56

WEEKLY		SEPTEMBER		2022	
HIGH	LOW	HIGH	LOW	HIGH	LOW
1734.97 (12/Sep)	1696.94 (13/Sep)	1734.97 (12/Sep)	1688.66 (01/Sep)	2070.27 (08/Mar)	1680.78 (21/Jul)

All price & chart based on Valbury MT4 Platform

SILVER – XAG/USD



RESISTANCE	20.338	
	20.130	
	19.723	
SUPPORT	19.108	
	18.900	
	18.493	
SUGGESTION	BUY	---
	SELL	19.40
	S/L	19.70
	T/P:	19.10 18.90

DATE	OPEN	HIGH	LOW	RANGE	CLOSE	CHANGE	PREVIOUS
Sep 13	19.776	19.922	19.307	0.615	19.316	↓ 0.458	19.774

WEEKLY		SEPTEMBER		2022	
HIGH	LOW	HIGH	LOW	HIGH	LOW
19.989 (12/Sep)	18.823 (12/Sep)	19.989 (12/Sep)	17.536 (01/Sep)	26.927 (08/Mar)	17.536 (01/Sep)

OIL WTI – CL-OKT/USD
(Exp. 16 September 2022)



RESISTANCE	93.81	
	91.56	
	89.59	
SUPPORT	85.37	
	83.12	
	81.15	
SUGGESTION	BUY	---
	SELL	87.75
	S/L	89.60
	T/P:	85.40 83.55

DATE	OPEN	HIGH	LOW	RANGE	CLOSE	CHANGE	PREVIOUS
Sep 13	88.11	89.31	85.09	4.22	87.63	↓ 0.43	88.06

WEEKLY		SEPTEMBER		2022	
HIGH	LOW	HIGH	LOW	HIGH	LOW
89.31 (13/Sep)	85.09 (13/Sep)	90.39 (05/Sep)	81.21 (08/Sep)	130.57 (07/Mar)	74.27 (03/Jan)

All price & chart based on Valbury MT4 Platform

PT. Valbury Asia Futures

Disclaimer

All contents of this report have been prepared by the Research Dept. of Valbury Asia Futures and are provided solely for informational purpose. We have taken reasonable measures to ensure the accuracy of the report, however, do not guarantee its accuracy and will not accept liability for any consequential loss or damage which may arise directly or indirectly from any use of the report.

Published by RESEARCH DEPARTMENT – PT VALBURY ASIA FUTURES
Menara Karya 9th Floor, Jl. HR Rasuna Said Blok X-5 Kav. 1-2 Jakarta 12950 Indonesia
Phone : +6221-25533777, Email: research@valbury.com