








Daily Outlook

GLOBAL MARKETS & ECONOMIES | WEEKLY ECONOMIC INDICATORS | CURRENCIES | PRECIOUS METAL | OIL |

Counter	News	Trend	Support	Resistance
 EURUSD	EURUSD – Harga naik setelah USD ditutup melemah terhadap sejumlah mata uang utama dunia untuk hari kedua berturut-turut pada hari Jumat, karena selera risiko investor tumbuh kembali menyusul tanda-tanda inflasi AS mendingin yang mendorong kasus bagi Federal Reserve untuk mengurangi kenaikan suku bunga yang besar dan kuat. <i>Resistance di 1.0426, support di 1.0225</i>	↑	1.0225	1.0426
 USDJPY	USDJPY – Harga yen menguat setelah USD turun untuk hari kedua berturut-turut karena investor memilih mata uang berisiko menyusul tanda-tanda inflasi AS mendingin yang mendorong Federal Reserve untuk mengurangi kenaikan suku bunga yang besar dan kuat. <i>Resistance 141.26, support 137.25</i>	↓	137.25	141.26
 USDCHF	USDCHF – Harga turun setelah USD ditutup melemah terhadap sejumlah mata uang utama dunia untuk hari kedua berturut-turut pada hari Jumat, karena selera risiko investor tumbuh kembali menyusul tanda-tanda inflasi AS mendingin yang mendorong kasus bagi Federal Reserve untuk mengurangi kenaikan suku bunga yang besar dan kuat. <i>Resistance utama 0.9591, support 0.9307</i>	↓	0.9307	0.9591
 GBPUSD	GBPUSD – Pound Sterling ditutup menguat terhadap USD setelah data Inggris menunjukkan ekonomi tidak berkontraksi sebanyak yang diharapkan dalam tiga bulan hingga September, meskipun masih memasuki apa yang kemungkinan akan menjadi resesi yang panjang. <i>Resistance utama 1.1916, support 1.1708</i>	↑	1.1708	1.1916
 AUDUSD	AUDUSD – Harga naik karena sentimen risiko meningkat setelah otoritas kesehatan China melonggarkan beberapa pembatasan ketat COVID-19 dan USD turun untuk hari kedua berturut-turut karena investor memilih mata uang berisiko menyusul tanda-tanda inflasi AS mendingin yang mendorong Federal Reserve untuk mengurangi kenaikan suku bunga yang besar dan kuat. <i>Resistance 0.6756, support 0.6618</i>	↑	0.6618	0.6756
 XAUUSD	XAUUSD – Harga emas memperpanjang kenaikan ke level tertinggi dalam hampir tiga bulan dan menuju minggu terbaik mereka dalam lebih dari 2,5 tahun karena tanda-tanda pendinginan inflasi AS mendukung taruhan bahwa Federal Reserve akan kurang hawkish pada laju kenaikan suku bunga ke depannya. <i>Resistance 1774.75, support 1753.87</i>	↑	1753.87	1774.75
 CLc1 (WTI)	Oil – Harga minyak ditutup lebih tinggi tetapi mencatat penurunan mingguan, setelah otoritas kesehatan di China melonggarkan beberapa pembatasan COVID-19 yang ketat di negara itu meningkatkan harapan untuk peningkatan aktivitas ekonomi dan permintaan dari importir minyak mentah utama dunia. <i>Resistance 90.59, support 86.70</i>	↑	86.70	90.59

ECONOMIC INDICATORS

DATE	WIB	CT Y	INDICATORS	PER	ACTUAL	FORECAST	PREV.	REV.
Mon/07-Nov-22	10:00	CN	Exports YoY	Oct	-0.3%	4.3%	5.7%	--
	10:00	CN	Imports YoY	Oct	-0.7%	0.1%	0.3%	--
	10:00	CN	Trade Balance	Oct	\$85.15b	\$95.95b	\$84.74b	--
	N/A	CN	Exports YoY CNY	Oct		12.7%	10.7%	--
	N/A	CN	Imports YoY CNY	Oct		10.0%	5.2%	--
	N/A	CN	Trade Balance CNY	Oct		702.90b	573.57b	--
	13:45	CH	Unemployment Rate	Oct	1.9%	2.0%	1.9%	--
	13:45	CH	Unemployment Rate SA	Oct	2.1%	2.1%	2.1%	--
	14:00	DE	Industrial Production SA MoM	Sep	0.6%	0.2%	-0.8%	-1.2%
	14:00	DE	Industrial Production WDA YoY	Sep		0.3%	2.1%	--
	15:30	DE	S&P Global Germany Construction PMI	Oct	43.8	--	41.8	--
	15:40	EZ	ECB's Lagarde Speaks					
	16:30	EZ	Sentix Investor Confidence	Nov	-30.9	-35	-38.3	--
	16:30	EZ	ECB's Panetta Speaks					
	Tue/08-Nov-22	03:00	US	Consumer Credit	Sep	\$24.98b	\$30b	\$32.24b
03:40		US	Fed's Collins and Mester Speak at Women in Economics...					
06:00		US	Fed's Barkin Speaks at Event on Inflation					
06:30		AU	Westpac Consumer Conf Index	Nov	78	--	83.7	--
06:30		AU	Westpac Consumer Conf SA MoM	Nov	-6.9%	--	-0.9%	--
06:30		JP	Labor Cash Earnings YoY	Sep	2.1%	1.7%	1.7%	--
06:30		JP	Real Cash Earnings YoY	Sep		-1.8%	-1.7%	--
06:50		JP	BOJ Summary of Opinions					
07:30		AU	NAB Business Conditions	Oct	22	--	25	--
07:30		AU	NAB Business Confidence	Oct	0	--	5	--
09:00		NZ	2Yr Inflation Expectation	4Q	3.6%	--	3.1%	--
12:00		JP	Leading Index CI	Sep P	97.4	97.6	101.3	--
12:00		JP	Coincident Index	Sep P	101.1	101.1	101.8	--
16:00		GB	BOE's Huw Pill speaks					
17:00		EZ	Retail Sales MoM	Sep	0.4%	0.4%	-0.3%	0%
17:00	EZ	Retail Sales YoY	Sep	-0.6%	-1.3%	-2.0%	-1.4%	
18:00	US	NFIB Small Business Optimism	Oct	91.3	91.5	92.1	--	
Wed/09-Nov-22	00:30	EZ	ECB's Wunsch Speaks					
	06:50	JP	BoP Current Account Balance	Sep	¥909.3b	¥234.5b	¥58.9b	--
	06:50	JP	BoP Current Account Adjusted	Sep	¥670b	¥10b	¥-530.5b	¥100b
	06:50	JP	Trade Balance BoP Basis	Sep		-¥1673.1b	¥2490.6b	--
	08:30	CN	PPI YoY	Oct	-1.3%	-1.5%	0.9%	--
	08:30	CN	CPI YoY	Oct	2.1%	2.4%	2.8%	--
	12:00	JP	Eco Watchers Survey Current SA	Oct	49.9	50	48.4	--
	12:00	JP	Eco Watchers Survey Outlook SA	Oct	46.4	50.1	49.2	--
	15:00	US	Fed's Williams Discuss Risk and Uncertainty at Event in...					
	16:05	AU	RBA's Bullock-Speech					
	17:00	EZ	ECB's Elderson Speaks					
	20:00	GB	BOE's Haskel speaks					
	22:00	US	Wholesale Trade Sales MoM	Sep	0.4%	0.4%	0.1%	--
	22:00	US	Wholesale Inventories MoM	Sep F	0.6%	0.8%	1.3%	--
	22:30	US	DOE U.S. Crude Oil Inventories	4-Nov	3925k	1360k	-3115k	--
	22:30	US	DOE Cushing OK Crude Inventory	4-Nov	-923k	--	1267k	--
	22:30	US	DOE U.S. Gasoline Inventories	4-Nov	-899k	-1080k	-1257k	--
	22:30	US	DOE U.S. Distillate Inventory	4-Nov	-521k	-800k	427k	--
22:30	US	DOE U.S. Refinery Utilization	4-Nov	1.5%	0.5%	1.7%	--	
23:00	US	Fed's Barkin Discusses the Economic Outlook						
Thu/10-Nov-22	07:00	AU	Consumer Inflation Expectation	Nov	6%	--	5.4%	--
	13:00	JP	Machine Tool Orders YoY	Oct P	-5.4%	--	4.3%	--
	14:00	US	Fed's Waller Discusses Central Bank Digital Currencies					
	16:00	EZ	ECB Publishes Economic Bulletin					
	16:00	EZ	ECB Publishes Economic Bulletin					
	20:00	EZ	ECB's Schnabel, Kazimir, Vasle Speak					
	20:00	GB	BOE's Dave Ramsden speaks					
	20:30	US	CPI MoM	Oct	0.4%	0.6%	0.4%	--
	20:30	US	CPI Ex Food and Energy MoM	Oct	0.3%	0.5%	0.6%	--
	20:30	US	CPI YoY	Oct	7.7%	8.0%	8.2%	--
	20:30	US	CPI Ex Food and Energy YoY	Oct	6.3%	6.5%	6.6%	--
	20:30	US	CPI Index NSA	Oct	298.012	298.583	296.808	--
	20:30	US	CPI Core Index SA	Oct	298.06	--	298.66	--
	20:30	US	Real Avg Hourly Earning YoY	Oct		--	-3.0%	--

	20:30	US	Real Avg Weekly Earnings YoY	Oct		--	-3.8%	--
	20:30	US	Initial Jobless Claims	5-Nov	225k	220k	217k	218k
	20:30	US	Continuing Claims	29-Oct	1493k	1475k	1485k	1487k
	21:35	US	Fed's Logan Speaks at Energy and the Economy Conference					
Fri/11-Nov-22	00:30	US	Fed's Mester Discusses the Economic Outlook					
	01:00	US	Baker Hughes U.S. Rig Count	11-Nov		--	--	--
	01:30	US	Fed's George Speaks at Energy and the Economy Conference					
	02:00	US	Monthly Budget Statement	Oct	\$-88b	\$-90b	\$-430b	--
	04:30	NZ	BusinessNZ Manufacturing PMI	Oct	49.3	--	52	--
	06:50	JP	PPI YoY	Oct	9.1%	8.8%	9.7%	10.2%
	06:50	JP	PPI MoM	Oct	0.6%	0.6%	0.7%	1%
	14:00	DE	CPI MoM	Oct F	0.9%	0.9%	1.9%	--
	14:00	DE	CPI YoY	Oct F	10.4%	10.4%	10%	--
	14:00	DE	CPI EU Harmonized MoM	Oct F	1.1%	1.1%	2.2%	--
	14:00	DE	CPI EU Harmonized YoY	Oct F	11.6%	11.6%	10.9%	--
	14:00	GB	Monthly GDP (MoM)	Sep	-0.6%	-0.4%	-0.3%	-0.1%
	14:00	GB	GDP QoQ	3Q P	-0.2%	-0.5%	0.2%	--
	14:00	GB	GDP YoY	3Q P	1.3%	0.9%	4.4%	2.5%
	14:00	GB	Exports QoQ	3Q P		--	3.6%	--
	14:00	GB	Imports QoQ	3Q P		--	-1.5%	--
	14:00	GB	Construction Output MoM	Sep	0.4%	-0.6%	0.4%	0.6%
	14:00	GB	Construction Output YoY	Sep	5.7%	--	6.1%	6.4%
	14:00	GB	Industrial Production MoM	Sep	0.2%	-0.2%	-1.8%	--
	14:00	GB	Industrial Production YoY	Sep	-3.1%	-4.3%	-5.2%	-4.3%
	14:00	GB	Manufacturing Production MoM	Sep	0.0%	-0.4%	-1.6%	-1.1%
	14:00	GB	Manufacturing Production YoY	Sep	-5.8%	-6.6%	-6.7%	-6.2%
	14:00	GB	Index of Services MoM	Sep	0.0%	-0.2%	-0.1%	--
	14:00	GB	Index of Services 3M/3M	Sep		--	-0.1%	--
	14:00	GB	Total Business Investment QoQ	3Q P	-0.5%	-0.3%	3.7%	--
	14:00	GB	Visible Trade Balance GBP/Mn	Sep	£-15656m	£-18750m	£-19257m	£-17177m
	14:00	GB	Total Business Investment YoY	3Q P	3.5%	--	5.2%	--
	14:00	GB	Trade Balance GBP/Mn	Sep	£-3135m	--	£-7080m	£-4676m
	14:00	GB	Visible Trade Balance Ex Precious Metals	Sep		--	£21690m	--
	14:00	GB	Trade Balance Ex Precious Metals	Sep	£-8551m	--	£-9513m	£-9248m
	15:30	HK	GDP YoY	3Q F	-4.5%	--	-1.3%	--
	15:30	HK	GDP SA QoQ	3Q F	-2.6%	--	1%	--
	16:00	EZ	ECB's Holzmann Speaks					
	17:00	EZ	EU Commission Economic Forecasts					
	19:00	EZ	ECB's Panetta Speaks					
	19:00	EZ	ECB's Guindos Speaks					
	20:10	GB	BOE's Teneyro speaks					
	20:45	DE	Current Account Balance	Sep	€14.8b	--	€0.6b	€0.9b
	All	CA	Bank Holiday (Remembrance Day)					
	All	US	Bank Holiday (Veterans Day)					
	22:00	US	U. of Mich. Sentiment	Nov P	54.7	59.5	59.9	--
	22:00	US	U. of Mich. Current Conditions	Nov P	57.8	64	65.6	--
	22:00	US	U. of Mich. Expectations	Nov P	52.7	56	56.2	--
	22:00	US	U. of Mich. 1 Yr Inflation	Nov P	5.1%	--	5.0%	--
	22:00	US	U. of Mich. 5-10 Yr Inflation	Nov P	3%	--	2.9%	--
	23:00	EZ	ECB's Lane Speaks					

DATE	WIB	CT Y	INDICATORS	PER	ACTUAL	FORECAST	PREV.	REV.
Mon/14-Nov-22	04:30	NZ	Performance Services Index	Oct		--	55.8	--
	04:30	US	Fed's Waller Discusses the Economic Outlook					
	07:01	GB	Rightmove House Prices MoM	Nov		--	0.9%	--
	07:01	GB	Rightmove House Prices YoY	Nov		--	7.8%	--
	14:30	CH	Producer & Import Prices MoM	Oct		--	0.2%	--
	14:30	CH	Producer & Import Prices YoY	Oct		--	5.4%	--
	17:00	EZ	ECB's Panetta Speaks					
	17:00	EZ	Industrial Production SA MoM	Sep		0.1%	1.5%	--
	17:00	EZ	Industrial Production WDA YoY	Sep		2.7%	2.5%	--

	23:15	EZ	ECB's Centeno Speaks at Bank of Portugal Event					
	23:15	EZ	ECB's Guindos Speaks in Frankfurt					
	23:30	US	Fed's Brainard Discusses the Economic Outlook					
Tue/15-Nov-22	03:00	NZ	REINZ House Sales YoY	Oct		--	-10.9%	--
	06:30	US	Fed's Williams Moderates Panel at the Economic Club of...					
	06:50	JP	GDP Annualized SA QoQ	3Q P		1.2%	3.5%	--
	06:50	JP	GDP SA QoQ	3Q P		0.3%	0.9%	--
	06:50	JP	GDP Nominal SA QoQ	3Q P		0.2%	0.6%	--
	06:50	JP	GDP Deflator YoY	3Q P		-0.6%	-0.3%	--
	06:50	JP	GDP Private Consumption QoQ	3Q P		0.2%	1.2%	--
	06:50	JP	GDP Business Spending QoQ	3Q P		2.2%	2%	--
	06:50	JP	Inventory Contribution % GDP	3Q P		0.0%	-0.3%	--
	06:50	JP	Net Exports Contribution % GDP	3Q P		-0.3%	0.1%	--
	07:30	AU	RBA Minutes of Nov. Policy Meeting					
	09:00	CN	Industrial Production YoY	Oct		5.2%	6.3%	--
	09:00	CN	Industrial Production YTD YoY	Oct		4%	3.9%	--
	09:00	CN	Retail Sales YoY	Oct		0.7%	2.5%	--
	09:00	CN	Retail Sales YTD YoY	Oct		0.8%	0.7%	--
	09:00	CN	Surveyed Jobless Rate	Oct		5.5%	5.5%	--
	10:00	EZ	ECB's Villeroy speaks in Tokyo					
	11:30	JP	Industrial Production MoM	Sep F		--	-1.6%	--
	11:30	JP	Industrial Production YoY	Sep F		--	9.8%	--
	11:30	JP	Capacity Utilization MoM	Sep		--	1.2%	--
	13:10	EZ	ECB's Villeroy speaks in Tokyo					
	14:00	GB	Payrolled Employees Monthly Change	Oct		--	69k	--
	14:00	GB	Claimant Count Rate	Oct		--	3.9%	--
	14:00	GB	Jobless Claims Change	Oct		--	25.5k	--
	14:00	GB	Average Weekly Earnings 3M/YoY	Sep		--	6%	--
	14:00	GB	Weekly Earnings ex Bonus 3M/YoY	Sep		--	5.4%	--
	14:00	GB	ILO Unemployment Rate 3Mths	Sep		3.5%	3.5%	--
	14:00	GB	Employment Change 3M/3M	Sep		--	-109k	--
	17:00	EZ	ZEW Survey Expectations	Nov		--	-59.7	--
	17:00	EZ	Trade Balance SA	Sep		--	-47.3b	--
	17:00	EZ	Trade Balance NSA	Sep		--	-50.9b	--
	17:00	EZ	Employment QoQ	3Q P		--	0.4%	--
	17:00	EZ	Employment YoY	3Q P		--	2.7%	--
	17:00	EZ	GDP SA QoQ	3Q P		0.2%	0.2%	--
	17:00	EZ	GDP SA YoY	3Q P		2.1%	2.1%	--
	17:00	DE	ZEW Survey Expectations	Nov		-54	-59.2	--
	17:00	DE	ZEW Survey Current Situation	Nov		-70	-72.2	--
	20:30	CA	Manufacturing Sales MoM	Sep		-0.5%	-2%	--
	20:30	CA	Wholesale Trade Sales MoM	Sep		--	1.4%	--
	20:30	US	Empire Manufacturing	Nov		-5	-9.1	--
	20:30	US	PPI Final Demand MoM	Oct		0.5%	0.4%	--
	20:30	US	PPI Ex Food and Energy MoM	Oct		0.4%	0.3%	--
	20:30	US	PPI Ex Food, Energy, Trade MoM	Oct		0.3%	0.4%	--
	20:30	US	PPI Final Demand YoY	Oct		8.3%	8.5%	--
	20:30	US	PPI Ex Food and Energy YoY	Oct		7.2%	7.2%	--
	20:30	US	PPI Ex Food, Energy, Trade YoY	Oct		--	5.6%	--
	21:00	CA	Existing Home Sales MoM	Oct		--	-3.9%	--
	21:00	US	Fed's Harker Discusses the Economic Outlook					
	21:00	US	Fed's Cook Discusses Post-Covid Challenges Facing Women					
	22:00	US	Fed Vice Chair for Supervision Barr Speaks Before Senate Panel					
Wed/16-Nov-22	N/A	EZ	ECB Financial Stability Review (provisional date)					
	00:30	EZ	ECB's Elderson Speaks					
	06:30	AU	Westpac Leading Index MoM	Oct		--	-0.04%	--
	06:50	JP	Core Machine Orders YoY	Sep		7.2%	9.7%	--
	06:50	JP	Core Machine Orders MoM	Sep		0.7%	-5.8%	--
	07:30	AU	Wage Price Index QoQ	3Q		0.9%	0.7%	--
	07:30	AU	Wage Price Index YoY	3Q		3%	2.6%	--
	11:30	JP	Tertiary Industry Index MoM	Sep		0.6%	0.7%	--
	14:00	GB	CPIH YoY	Oct		--	8.8%	--
	14:00	GB	CPI MoM	Oct		--	0.5%	--
	14:00	GB	CPI YoY	Oct		10.5%	10.1%	--
	14:00	GB	CPI Core YoY	Oct		--	6.5%	--
	14:00	GB	Retail Price Index	Oct		--	347.6	--
	14:00	GB	RPI MoM	Oct		--	0.7%	--

	14:00	GB	RPI YoY	Oct		--	12.6%	--
	14:00	GB	RPI Ex Mort Int.Payments (YoY)	Oct		--	12.4%	--
	14:00	GB	PPI Output NSA MoM	Oct		--	0.2%	--
	14:00	GB	PPI Output NSA YoY	Oct		--	15.9%	--
	14:00	GB	PPI Input NSA MoM	Oct		--	0.4%	--
	14:00	GB	PPI Input NSA YoY	Oct		--	20%	--
	16:30	GB	House Price Index YoY	Sep		--	13.6%	--
	19:45	EZ	ECB's Villeroy speaks in Paris					
	20:15	CA	Housing Starts	Oct		275.0k	299.6k	--
	20:30	CA	CPI NSA MoM	Oct		0.7%	0.1%	--
	20:30	CA	CPI YoY	Oct		6.8%	6.9%	--
	20:30	CA	Consumer Price Index	Oct		--	152.7	--
	20:30	CA	CPI Core- Common YoY%	Oct		5.9%	6%	--
	20:30	CA	CPI Core- Median YoY%	Oct		4.8%	4.7%	--
	20:30	CA	CPI Core- Trim YoY%	Oct		--	5.2%	--
	20:30	US	Retail Sales Advance MoM	Oct		0.9%	0.0%	--
	20:30	US	Retail Sales Ex Auto MoM	Oct		0.5%	0.1%	--
	20:30	US	Retail Sales Ex Auto and Gas	Oct		0.2%	0.3%	--
	20:30	US	Retail Sales Control Group	Oct		0.2%	0.4%	--
	20:30	US	Import Price Index MoM	Oct		-0.5%	-1.2%	--
	20:30	US	Import Price Index ex Petroleum MoM	Oct		--	-0.5%	--
	20:30	US	Import Price Index YoY	Oct		--	6%	--
	20:30	US	Export Price Index MoM	Oct		-0.5%	-0.8%	--
	20:30	US	Export Price Index YoY	Oct		--	9.5%	--
	21:15	GB	BOE's Bailey testifies to Parliament					
	21:15	US	Industrial Production MoM	Oct		0.2%	0.4%	--
	21:15	US	Capacity Utilization	Oct		80.4%	80.3%	--
	21:15	US	Manufacturing (SIC) Production	Oct		0.3%	0.4%	--
	21:50	US	Fed's Williams Speaks at 2022 Treasury Market Conference					
	22:00	EZ	ECB's Lagarde Speaks					
	22:00	EZ	ECB's Panetta Speaks					
	22:00	US	Fed's Barr Testifies Before House Panel					
	22:00	US	Business Inventories	Sep		0.5%	0.8%	--
	22:00	US	NAHB Housing Market Index	Nov		36	38	--
	22:30	US	DOE U.S. Crude Oil Inventories	11-Nov		--	3925k	--
	22:30	US	DOE Cushing OK Crude Inventory	11-Nov		--	-923k	--
	22:30	US	DOE U.S. Gasoline Inventories	11-Nov		--	-900k	--
	22:30	US	DOE U.S. Distillate Inventory	11-Nov		--	-521k	--
	22:30	US	DOE U.S. Refinery Utilization	11-Nov		--	1.5%	--
Thu/17-Nov-22	02:35	US	Fed's Waller Discusses the Economic Outlook					
	04:45	NZ	PPI Input QoQ	3Q		--	3.1%	--
	04:45	NZ	PPI Output QoQ	3Q		--	2.4%	--
	06:50	JP	Imports YoY	Oct		50.5%	45.9%	--
	06:50	JP	Trade Balance	Oct		-¥1689.0b	¥2094.0b	--
	06:50	JP	Trade Balance Adjusted	Oct		-¥2021.5b	¥2009.8b	--
	06:50	JP	Exports YoY	Oct		28.7%	28.9%	--
	07:30	AU	Part Time Employment Change	Oct		--	-12.4k	--
	07:30	AU	Employment Change	Oct		15.0k	0.9k	--
	07:30	AU	Unemployment Rate	Oct		3.5%	3.5%	--
	07:30	AU	Participation Rate	Oct		66.6%	66.6%	--
	07:30	AU	Full Time Employment Change	Oct		--	13.3k	--
	14:00	CH	Exports Real MoM	Oct		--	0.4%	--
	14:00	CH	Imports Real MoM	Oct		--	0.9%	--
	15:30	HK	Unemployment Rate SA	Oct		--	3.9%	--
	17:00	EZ	Construction Output MoM	Sep		--	-0.6%	--
	17:00	EZ	Construction Output YoY	Sep		--	2.3%	--
	17:00	EZ	CPI YoY	Oct F		10.7%	9.9%	--
	17:00	EZ	CPI MoM	Oct F		1.5%	1.5%	--
	17:00	EZ	CPI Core YoY	Oct F		5%	5%	--
	19:30	GB	BOE's Huw Pill speaks					
	20:00	US	Fed's Bullard Discussed the Economy and Monetary Policy					
	20:30	US	Housing Starts	Oct		1420k	1439k	--

	20:30	US	Building Permits	Oct		1517k	1564k	--
	20:30	US	Housing Starts MoM	Oct		-1.3%	-8.1%	--
	20:30	US	Building Permits MoM	Oct		-3%	1.4%	--
	20:30	US	Philadelphia Fed Business Outlook	Nov		-6	-8.7	--
	20:30	US	Initial Jobless Claims	12-Nov		--	225k	--
	20:30	US	Continuing Claims	5-Nov		--	1493k	--
	21:15	US	Fed's Bowman Discusses Financial Literacy and Inclusion					
	21:30	GB	BOE's Tenreiro speaks					
	21:40	US	Fed's Mester Speaks at Financial Stability Conference					
	22:00	EZ	ECB's Villeroy speaks in Lyon, France					
	22:40	US	Fed's Jefferson and Kashkari Take Part in Panel Discussion					
Fri/18-Nov-22	01:45	US	Fed's Kashkari Takes Part in Moderated Q&A					
	06:30	JP	Natl CPI YoY	Oct		3.7%	3%	--
	06:30	JP	Natl CPI Ex Fresh Food YoY	Oct		3.5%	3%	--
	06:30	JP	Natl CPI Ex Fresh Food, Energy YoY	Oct		2.4%	1.8%	--
	07:01	GB	GfK Consumer Confidence	Nov		--	-47	--
	14:00	GB	Retail Sales Inc Auto Fuel MoM	Oct		--	-1.4%	--
	14:00	GB	Retail Sales Inc Auto Fuel YoY	Oct		--	-6.9%	--
	14:00	GB	Retail Sales Ex Auto Fuel MoM	Oct		--	-1.5%	--
	14:00	GB	Retail Sales Ex Auto Fuel YoY	Oct		--	-6.2%	--
	14:30	CH	Industry & Construction Output WDA YoY	3Q		--	4.1%	--
	14:30	CH	Industrial Output WDA YoY	3Q		--	5.1%	--
	15:30	EZ	ECB's Lagarde Speaks					
	20:00	EZ	Bundesbank Chief Nagel Speaks in Frankfurt					
	20:15	EZ	ECB's Knot Speaks in Frankfurt					
	20:15	GB	BOE's Catherine Mann Speaks in Frankfurt					
	20:30	CA	Industrial Product Price MoM	Oct		--	0.1%	--
	22:00	US	Existing Home Sales	Oct		4.37m	4.71m	--
	22:00	US	Existing Home Sales MoM	Oct		-7.3%	-1.5%	--
	22:00	US	Leading Index	Oct		-0.4%	-0.4%	--
Sat/19-Nov-22	00:15	GB	BOE's Haskel speaks					
	01:00	US	Baker Hughes U.S. Rig Count	18-Nov		--	--	--

EUR/USD

Interest Rate: 2.00% (EU) / 3.75% - 4.00% (US)



RESISTANCE	1.06270	
	1.04951	
	1.04261	
SUPPORT	1.02252	
	1.00933	
	1.00243	
SUGGESTION	BUY	1.0325
	SELL	---
	S/L	1.0245
	T/P:	1.0450 1.0525

DATE	OPEN	HIGH	LOW	RANGE	CLOSE	CHANGE	PREVIOUS
Nov 11	1.01952	1.03633	1.01624	200,9	1.03570	↑ 160,4	1.01966

WEEKLY		NOVEMBER		2022	
HIGH	LOW	HIGH	LOW	HIGH	LOW
1.03633 (11/Nov)	0.99150 (07/Nov)	1.03633 (11/Nov)	0.97294 (03/Nov)	1.14941 (10/Feb)	0.95351 (28/Sep)

All price & chart based on Valbury MT4 Platform

USDJPY

Interest Rate: 3.75% - 4.00% (US) / -0.10% (JP)



RESISTANCE	145.282	
	143.877	
	141.267	
SUPPORT	137.252	
	135.847	
	133.237	
SUGGESTION	BUY	---
	SELL	139.25
	S/L	141.25
	T/P:	137.25 135.85

DATE	OPEN	HIGH	LOW	RANGE	CLOSE	CHANGE	PREVIOUS
Nov 11	141.684	142.473	138.458	401,5	138.656	↓ 302,8	141.684

WEEKLY		NOVEMBER		2022	
HIGH	LOW	HIGH	LOW	HIGH	LOW
147.559 (07/Nov)	138.458 (11/Nov)	148.815 (01/Nov)	138.458 (11/Nov)	151.933 (21/Oct)	113.463 (24/Jan)

GBP/USD

Interest Rate: 3.00% (GB)/ 3.75% - 4.00% (US)



RESISTANCE	1.21233	
	1.19884	
	1.19160	
SUPPORT	1.17087	
	1.15738	
	1.15014	
SUGGESTION	BUY	1.1810
	SELL	---
	S/L	1.1730
	T/P:	1.1935 1.2010

DATE	OPEN	HIGH	LOW	RANGE	CLOSE	CHANGE	PREVIOUS
Nov 11	1.16886	1.18536	1.16463	207,3	1.18435	↑ 154,7	1.16888

WEEKLY		NOVEMBER		2022	
HIGH	LOW	HIGH	LOW	HIGH	LOW
1.18536 (11/Nov)	1.12894 (07/Nov)	1.18536 (11/Nov)	1.11461 (04/Nov)	1.37477 (13/Jan)	1.03581 (26/Sep)

All price & chart based on Valbury MT4 Platform

USD/CHF

Interest Rate: 3.75% - 4.00% (US)/ 0.50% (CH)



RESISTANCE	0.98760	
	0.97784	
	0.95918	
SUPPORT	0.93076	
	0.92100	
	0.90234	
SUGGESTION	BUY	---
	SELL	0.9435
	S/L	0.9515
	T/P:	0.9305 0.9235

DATE	OPEN	HIGH	LOW	RANGE	CLOSE	CHANGE	PREVIOUS
Nov 11	0.96389	0.96808	0.93966	284,2	0.94052	↓ 228,7	0.96339

WEEKLY		NOVEMBER		2022	
HIGH	LOW	HIGH	LOW	HIGH	LOW
0.99769 (07/Nov)	0.93966 (11/Nov)	1.01466 (03/Nov)	0.93966 (11/Nov)	1.01468 (21/Oct)	0.90908 (13/Jan)

AUD/USD

Interest Rate: 2.85% (AU) / 3.75% - 4.00% (US)



RESISTANCE	0.68956	
	0.68058	
	0.67568	
SUPPORT	0.66180	
	0.65282	
	0.64792	
SUGGESTION	BUY	0.6685
	SELL	---
	S/L	0.6615
	T/P:	0.6755 0.6805

DATE	OPEN	HIGH	LOW	RANGE	CLOSE	CHANGE	PREVIOUS
Nov 11	0.65941	0.67160	0.65772	138,8	0.67078	↑ 119,8	0.65880

WEEKLY		NOVEMBER		2022	
HIGH	LOW	HIGH	LOW	HIGH	LOW
0.67160 (11/Nov)	0.63855 (10/Nov)	0.67160 (11/Nov)	0.62713 (03/Nov)	0.76603 (05/Apr)	0.61692 (13/Oct)

All price & chart based on Valbury MT4 Platform

NZD/USD

Interest Rate: 3.50% (NZ) / 3.75% - 4.00% (US)



RESISTANCE	0.63154	
	0.62220	
	0.61702	
SUPPORT	0.60250	
	0.59316	
	0.58798	
SUGGESTION	BUY	0.6095
	SELL	---
	S/L	0.6025
	T/P:	0.6170 0.6220

DATE	OPEN	HIGH	LOW	RANGE	CLOSE	CHANGE	PREVIOUS
Nov 11	0.60005	0.61287	0.59835	145,2	0.61183	↑ 111,1	0.60072

WEEKLY		NOVEMBER		2022	
HIGH	LOW	HIGH	LOW	HIGH	LOW
0.61287 (11/Nov)	0.58397 (10/Nov)	0.61287 (11/Nov)	0.57396 (03/Nov)	0.70331 (05/Apr)	0.55109 (13/Oct)

USD/CAD

Interest Rate: 3.75% - 4.00% (US) / 3.75% (CA)



RESISTANCE	1.34598	
	1.34097	
	1.33348	
SUPPORT	1.32098	
	1.31597	
	1.30848	
SUGGESTION	BUY	---
	SELL	1.3275
	S/L	1.3335
	T/P:	1.3210 1.3160

DATE	OPEN	HIGH	LOW	RANGE	CLOSE	CHANGE	PREVIOUS
Nov 11	1.33278	1.33597	1.32347	125,0	1.32598	↓ 75,5	1.33353

WEEKLY		NOVEMBER		2022	
HIGH	LOW	HIGH	LOW	HIGH	LOW
1.35700 (10/Nov)	1.32347 (11/Nov)	1.38073 (03/Nov)	1.32347 (11/Nov)	1.39768 (13/Oct)	1.24016 (05/Apr)

All price & chart based on Valbury MT4 Platform

EURJPY

Interest Rate: 2.00% (EU) / -0.10% (JP)



RESISTANCE	147.371	
	146.195	
	144.905	
SUPPORT	142.439	
	141.263	
	139.973	
SUGGESTION	BUY	---
	SELL	143.70
	S/L	144.90
	T/P:	142.40 141.25

DATE	OPEN	HIGH	LOW	RANGE	CLOSE	CHANGE	PREVIOUS
Nov 11	144.474	145.018	142.552	246,6	143.616	↓ 85,8	144.474

WEEKLY		NOVEMBER		2022	
HIGH	LOW	HIGH	LOW	HIGH	LOW
147.103 (09/Nov)	142.552 (11/Nov)	147.111 (01/Nov)	142.552 (11/Nov)	148.393 (21/Oct)	124.384 (07/Mar)

GOLD (XAU/USD)



RESISTANCE	1795.63	
	1781.82	
	1774.75	
SUPPORT	1753.87	
	1740.06	
	1732.99	
SUGGESTION	BUY	1764.00
	SELL	---
	S/L	1753.00
	T/P:	1774.00 1781.00

DATE	OPEN	HIGH	LOW	RANGE	CLOSE	CHANGE	PREVIOUS
Nov 11	1753.88	1768.01	1747.13	20.88	1767.68	↑ 12.31	1755.37

WEEKLY		NOVEMBER		2022	
HIGH	LOW	HIGH	LOW	HIGH	LOW
1768.01 (11/Nov)	1664.61 (08/Nov)	1768.01 (11/Nov)	1616.50 (03/Nov)	2070.27 (08/Mar)	1614.69 (28/Sep)

All price & chart based on Valbury MT4 Platform

SILVER – XAG/USD



RESISTANCE	22.810	
	22.423	
	22.025	
SUPPORT	21.240	
	20.853	
	20.455	
SUGGESTION	BUY	21.60
	SELL	---
	S/L	21.25
	T/P:	22.00 22.35

DATE	OPEN	HIGH	LOW	RANGE	CLOSE	CHANGE	PREVIOUS
Nov 11	21.633	22.037	21.252	0.785	21.626	↓ 0.030	21.656

WEEKLY		NOVEMBER		2022	
HIGH	LOW	HIGH	LOW	HIGH	LOW
22.037 (11/Nov)	20.362 (07/Nov)	22.037 (11/Nov)	18.812 (03/Nov)	26.927 (08/Mar)	17.536 (01/Sep)

OIL WTI – CL-DEC/USD
(Exp. 17 November 2022)



DATE	OPEN	HIGH	LOW	RANGE	CLOSE	CHANGE	PREVIOUS
Nov 11	86.28	90.11	86.22	3.89	88.88	↑ 2.66	86.22

WEEKLY		NOVEMBER		2022	
HIGH	LOW	HIGH	LOW	HIGH	LOW
93.75 (07/Nov)	84.74 (10/Nov)	93.75 (07/Nov)	84.74 (10/Nov)	130.57 (07/Mar)	74.27 (03/Jan)

All price & chart based on Valbury MT4 Platform

PT. Valbury Asia Futures

Disclaimer

All contents of this report have been prepared by the Research Dept. of Valbury Asia Futures and are provided solely for informational purpose. We have taken reasonable measures to ensure the accuracy of the report, however, do not guarantee its accuracy and will not accept liability for any consequential loss or damage which may arise directly or indirectly from any use of the report.

Published by RESEARCH DEPARTMENT – PT VALBURY ASIA FUTURES
Menara Karya 9th Floor, Jl. HR Rasuna Said Blok X-5 Kav. 1-2 Jakarta 12950 Indonesia
Phone : +6221-25533777, Email: research@valbury.com