








Daily Outlook

GLOBAL MARKETS & ECONOMIES | WEEKLY ECONOMIC INDICATORS | CURRENCIES | PRECIOUS METAL | OIL |

Counter	News	Trend	Support	Resistance
 EURUSD	EURUSD – Harga naik setelah USD ditutup melemah pada hari Senin karena pasar bertaruh Federal Reserve akan melambat jika tidak menghentikan kenaikan suku bunga untuk mengekang inflasi setelah otoritas AS bergerak untuk membatasi dampak dari keruntuhan tiba-tiba Silicon Valley Bank. Resistance utama di 1.0767, support di 1.0668	↑	1.0668	1.0767
 USDJPY	USDJPY – Harga yen menguat terhadap USD yang turun pada hari Senin karena investor bertaruh Federal Reserve akan melambat atau menghentikan kenaikan suku bunga untuk mengekang inflasi setelah otoritas AS bergerak untuk membatasi dampak dari keruntuhan tiba-tiba Bank Silicon Valley. Fokus hari ini pada rilis data inflasi AS. Resistance 134.72, support 131.95	↓	131.95	134.72
 USDCHF	USDCHF – Harga turun setelah USD ditutup melemah pada hari Senin karena pasar bertaruh Federal Reserve akan melambat jika tidak menghentikan kenaikan suku bunga untuk mengekang inflasi setelah otoritas AS bergerak untuk membatasi dampak dari keruntuhan tiba-tiba Silicon Valley Bank. Resistance utama 0.9245, support 0.9026	↓	0.9026	0.9245
 GBPUSD	GBPUSD – Harga naik setelah USD ditutup melemah pada hari Senin karena pasar bertaruh Federal Reserve akan melambat jika tidak menghentikan kenaikan suku bunga untuk mengekang inflasi setelah otoritas AS bergerak untuk membatasi dampak dari keruntuhan tiba-tiba Silicon Valley Bank. Resistance utama 1.2241, support 1.2087	↑	1.2087	1.2241
 AUDUSD	AUDUSD – Harga naik setelah USD melemah pada hari Senin karena investor bertaruh Federal Reserve akan melambat atau menghentikan kenaikan suku bunga untuk mengekang inflasi setelah otoritas AS bergerak untuk membatasi dampak dari keruntuhan tiba-tiba Bank Silicon Valley. Fokus hari ini pada rilis data inflasi AS. Resistance 0.6722, support 0.6606	↑	0.6606	0.6722
 XAUUSD	XAUUSD – Harga emas dan perak melonjak pada hari Senin karena daya tarik safe-haven menarik investor yang ketakutan oleh runtuhnya Bank Silicon Valley, kekhawatiran pada krisis juga memicu harapan Federal Reserve AS harus mengurangi kebijakan moneter yang agresif. Resistance 1928.24, support 1885.18	↑	1885.18	1928.24
 CLc1 (WTI)	Oil – Harga minyak turun lebih dari 2% dalam perdagangan yang bergejolak pada hari Senin karena jatuhnya Bank Silicon Valley mengguncang pasar ekuitas dan menimbulkan kekhawatiran akan krisis keuangan baru tetapi pemulihan permintaan dari China mendukung harga. Resistance 77.35, support 72.20	↓	72.20	77.35

ECONOMIC INDICATORS

DATE	WIB	CT Y	INDICATORS	PER	ACTUAL	FORECAST	PREV.	REV.
Mon/13-Mar-23	04:30	NZ	Performance Services Index	Feb	55.8	--	54.5	54.7
	06:50	JP	BSI Large Manufacturing QoQ	1Q	-10.5%	--	-3.6	--
	06:50	JP	BSI Large All Industry QoQ	1Q		--	0.7	--
Tue/14-Mar-23	01:05	GB	BOE's Dhingra speaks					
	06:30	AU	Westpac Consumer Conf SA MoM	Mar		--	-6.9%	--
	06:30	AU	Westpac Consumer Conf Index	Mar		--	78.5	--
	07:30	AU	NAB Business Confidence	Feb		--	6	--
	07:30	AU	NAB Business Conditions	Feb		--	18	--
	14:00	GB	Payrolled Employees Monthly Change	Feb		--	102k	--
	14:00	GB	Claimant Count Rate	Feb		--	3.9%	--
	14:00	GB	Jobless Claims Change	Feb		--	-12.9k	--
	14:00	GB	Average Weekly Earnings 3M/YoY	Jan		--	5.9%	--
	14:00	GB	Weekly Earnings ex Bonus 3M/YoY	Jan		6.6%	6.7%	--
	14:00	GB	ILO Unemployment Rate 3Mths	Jan		3.8%	3.7%	--
	14:00	GB	Employment Change 3M/3M	Jan		--	74k	--
	14:30	CH	Producer & Import Prices YoY	Feb		--	3.3%	--
	14:30	CH	Producer & Import Prices MoM	Feb		--	0.7%	--
	15:30	HK	PPI YoY	4Q		--	0.4%	--
	15:30	HK	Industrial Production YoY	4Q		--	-0.6%	--
	17:00	US	NFIB Small Business Optimism	Feb		--	90.3	--
	19:30	CA	Manufacturing Sales MoM	Jan		--	-1.5%	--
	19:30	US	CPI MoM	Feb		0.4%	0.5%	--
	19:30	US	CPI Ex Food and Energy MoM	Feb		0.4%	0.4%	--
	19:30	US	CPI YoY	Feb		6.0%	6.4%	--
	19:30	US	CPI Ex Food and Energy YoY	Feb		5.5%	5.6%	--
	19:30	US	CPI Index NSA	Feb		300.871	299.17	--
19:30	US	CPI Core Index SA	Feb		--	302.702	--	
19:30	US	Real Avg Hourly Earning YoY	Feb		--	-1.8%	--	
19:30	US	Real Avg Weekly Earnings YoY	Feb		--	-1.5%	--	
Wed/15-Mar-23	N/A	DE	Current Account Balance	Jan		--	24.3b	--
	N/A	GB	UK Chancellor Presents Spring Budget to Parliament					
	04:20	US	Fed's Bowman Speaks at Community Bankers Event in Hawaii					
	04:45	NZ	BoP Current Account Balance NZD	4Q		-8.250b	-10.205b	--
	04:45	NZ	Current Account GDP Ratio YTD	4Q		-8.3%	-7.9%	--
	06:50	JP	BOJ Minutes of Jan. Meeting					
	09:00	CN	Industrial Production YTD YoY	Feb		2.6%	3.6%	--
	09:00	CN	Retail Sales YTD YoY	Feb		3.5%	-0.2%	--
	09:00	CN	Surveyed Jobless Rate	Feb		5.3%	5.5%	--
	17:00	EZ	Industrial Production SA MoM	Jan		--	-1.1%	--
	17:00	EZ	Industrial Production WDA YoY	Jan		--	-1.7%	--
	19:15	CA	Housing Starts	Feb		--	215.4k	--
	19:30	GB	UK Chancellor of the Exchequer Jeremy Hunt's annual budget					
	19:30	US	PPI Final Demand MoM	Feb		0.3%	0.7%	--
	19:30	US	PPI Ex Food and Energy MoM	Feb		0.4%	0.5%	--
	19:30	US	PPI Ex Food, Energy, Trade MoM	Feb		0.3%	0.6%	--
	19:30	US	PPI Final Demand YoY	Feb		5.4%	6%	--
	19:30	US	PPI Ex Food and Energy YoY	Feb		5.2%	5.4%	--
	19:30	US	PPI Ex Food, Energy, Trade YoY	Feb		--	4.5%	--
	19:30	US	Empire Manufacturing	Mar		-7.7	-5.8	--
	19:30	US	Retail Sales Advance MoM	Feb		0.2%	3%	--
	19:30	US	Retail Sales Ex Auto MoM	Feb		-0.1%	2.3%	--
	19:30	US	Retail Sales Ex Auto and Gas	Feb		--	2.6%	--
	19:30	US	Retail Sales Control Group	Feb		-0.3%	1.7%	--
	20:00	CA	Existing Home Sales MoM	Feb		--	-3%	--
	21:00	US	Business Inventories	Jan		0.0%	0.3%	--
	21:30	US	DOE U.S. Crude Oil Inventories	10-Mar		--	-1694k	--
21:30	US	DOE Cushing OK Crude Inventory	10-Mar		--	-890k	--	
21:30	US	DOE U.S. Gasoline Inventories	10-Mar		--	-1134k	--	
21:30	US	DOE U.S. Distillate Inventory	10-Mar		--	138k	--	
21:30	US	DOE U.S. Refinery Utilization	10-Mar		--	0.2%	--	
Thu/16-Mar-23	04:45	NZ	GDP SA QoQ	4Q		-0.2%	2%	--
	04:45	NZ	GDP YoY	4Q		3.3%	6.4%	--
	06:50	JP	Imports YoY	Feb		12.4%	17.8%	--
	06:50	JP	Trade Balance	Feb		-¥1132.8b	¥3496.6b	--

	06:50	JP	Trade Balance Adjusted	Feb		-¥1427.2b	¥1821.3b	--
	06:50	JP	Exports YoY	Feb		7%	3.5%	--
	06:50	JP	Core Machine Orders MoM	Jan		1.6%	1.6%	--
	06:50	JP	Core Machine Orders YoY	Jan		-3.4%	-6.6%	--
	07:00	AU	Consumer Inflation Expectation	Mar		--	5.1%	--
	07:30	AU	Employment Change	Feb		50.0k	-11.5k	--
	07:30	AU	Unemployment Rate	Feb		3.6%	3.7%	--
	07:30	AU	Full Time Employment Change	Feb		--	-43.3k	--
	07:30	AU	Part Time Employment Change	Feb		--	31.8k	--
	07:30	AU	Participation Rate	Feb		66.6%	66.5%	--
	11:30	JP	Industrial Production MoM	Jan F		--	-4.6%	--
	11:30	JP	Industrial Production YoY	Jan F		--	-2.3%	--
	15:00	CH	SECO March Economic Forecasts					
	15:30	HK	Unemployment Rate SA	Feb		--	3.4%	--
	18:00	GB	UK OBR briefs on budget					
	19:30	CA	Wholesale Trade Sales MoM	Jan		--	-0.8%	--
	19:30	US	Initial Jobless Claims	11-Mar		--	211k	--
	19:30	US	Import Price Index MoM	Feb		-0.2%	-0.2%	--
	19:30	US	Import Price Index ex Petroleum MoM	Feb		--	0.2%	--
	19:30	US	Import Price Index YoY	Feb		--	0.8%	--
	19:30	US	Export Price Index MoM	Feb		-0.3%	0.8%	--
	19:30	US	Continuing Claims	4-Mar		--	1718k	--
	19:30	US	Export Price Index YoY	Feb		--	2.3%	--
	19:30	US	Housing Starts	Feb		1310k	1309k	--
	19:30	US	Building Permits	Feb		1350k	1339k	--
	19:30	US	Housing Starts MoM	Feb		0.1%	-4.5%	--
	19:30	US	Building Permits MoM	Feb		0.8%	0.1%	--
	19:30	US	Philadelphia Fed Business Outlook	Mar		-14.8	-24.3	--
	20:15	EZ	ECB Main Refinancing Rate	16-Mar		3.5%	3.00%	--
	20:15	EZ	ECB Marginal Lending Facility	16-Mar		--	3.25%	--
	20:15	EZ	ECB Deposit Facility Rate	16-Mar		3%	2.50%	--
	20:45	EZ	ECB President Christine Lagarde Holds Press Conference					
Fri/17-Mar-23	N/A	EZ	OECD Publishes Interim Economic Outlook					
	16:30	GB	BOE releases Ipsos inflation attitudes survey					
	16:30	GB	BoE/Ipsos Inflation Next 12 Mths	Feb		--	4.8%	--
	17:00	EZ	Labour Costs YoY	4Q		--	2.9%	--
	17:00	EZ	CPI MoM	Feb F		--	0.8%	--
	17:00	EZ	CPI YoY	Feb F		--	8.6%	--
	17:00	EZ	CPI Core YoY	Feb F		--	5.6%	--
	19:30	CA	Industrial Product Price MoM	Feb		--	0.4%	--
	20:15	US	Industrial Production MoM	Feb		0.5%	0.0%	--
	20:15	US	Manufacturing (SIC) Production	Feb		--	1%	--
	21:00	US	U. of Mich. Sentiment	Mar P		67	67	--
	21:00	US	U. of Mich. Current Conditions	Mar P		--	70.7	--
	21:00	US	U. of Mich. Expectations	Mar P		--	64.7	--
	21:00	US	U. of Mich. 1 Yr Inflation	Mar P		--	4.1%	--
	21:00	US	U. of Mich. 5-10 Yr Inflation	Mar P		--	2.9%	--
Sat/18-Mar-23	00:00	US	Baker Hughes U.S. Rig Count	17-Mar		--	--	--

EUR/USD

Interest Rate: 3.00% (EU)/ 4.50%- 4.75% (US)



RESISTANCE	1.08652	
	1.08065	
	1.07670	
SUPPORT	1.06688	
	1.06101	
	1.05706	
SUGGESTION	BUY	1.0705
	SELL	---
	S/L	1.0660
	T/P:	1.0775 1.0805

DATE	OPEN	HIGH	LOW	RANGE	CLOSE	CHANGE	PREVIOUS
Mar 13	1.06917	1.07477	1.06495	98,2	1.07276	↑ 89,4	1.06382

WEEKLY		MARCH		2023	
HIGH	LOW	HIGH	LOW	HIGH	LOW
1.07477 (13/Mar)	1.06495 (13/Mar)	1.07477 (13/Mar)	1.05236 (08/Mar)	1.10322 (02/Feb)	1.04824 (06/Jan)

price & chart based on Valbury MT4 Platform

USDJPY

Interest Rate: 4.50%- 4.75% (US)/-0.10%(JP)



RESISTANCE	137.496	
	136.271	
	134.724	
SUPPORT	131.952	
	130.727	
	129.180	
SUGGESTION	BUY	---
	SELL	133.35
	S/L	134.75
	T/P:	131.95 130.70

DATE	OPEN	HIGH	LOW	RANGE	CLOSE	CHANGE	PREVIOUS
Mar 13	134.483	135.045	132.273	277,2	133.178	↓ 166,3	134.841

WEEKLY		MARCH		2023	
HIGH	LOW	HIGH	LOW	HIGH	LOW
135.045 (13/Mar)	132.273 (13/Mar)	137.905 (08/Mar)	132.273 (13/Mar)	137.905 (08/Mar)	127.217 (16/Jan)

GBP/USD

Interest Rate: 4.00% (GB)/4.50%- 4.75% (US)



RESISTANCE	1.23943	
	1.22966	
	1.22411	
SUPPORT	1.20879	
	1.19902	
	1.19347	
SUGGESTION	BUY	1.2155
	SELL	---
	S/L	1.2105
	T/P:	1.2255 1.2305

DATE	OPEN	HIGH	LOW	RANGE	CLOSE	CHANGE	PREVIOUS
Mar 13	1.20872	1.21989	1.20457	153,2	1.21856	↑ 162,3	1.20233

WEEKLY		MARCH		2023	
HIGH	LOW	HIGH	LOW	HIGH	LOW
1.21989 (13/Mar)	1.20457 (13/Mar)	1.21989 (13/Mar)	1.18021 (08/Mar)	1.24469 (23/Jan)	1.18021 (08/Mar)

All price & chart based on Valbury MT4 Platform

USD/CHF

Interest Rate: 4.50%- 4.75% (US)/ 1.00% (CH)



RESISTANCE	0.92896	
	0.92457	
	0.91581	
SUPPORT	0.90266	
	0.89827	
	0.88951	
SUGGESTION	BUY	---
	SELL	0.9140
	S/L	0.9195
	T/P:	0.9035 0.8990

DATE	OPEN	HIGH	LOW	RANGE	CLOSE	CHANGE	PREVIOUS
Mar 13	0.91633	0.92019	0.90704	131,5	0.91181	↓ 95,0	0.92131

WEEKLY		MARCH		2023	
HIGH	LOW	HIGH	LOW	HIGH	LOW
0.92019 (13/Mar)	0.90704 (13/Mar)	0.94377 (08/Mar)	0.90704 (13/Mar)	0.94377 (08/Mar)	0.90584 (02/Feb)

AUD/USD

Interest Rate: 3.60% (AU)/4.50%- 4.75% (US)



RESISTANCE	0.68371	
	0.67764	
	0.67220	
SUPPORT	0.66069	
	0.65462	
	0.64918	
SUGGESTION	BUY	0.6660
	SELL	---
	S/L	0.6605
	T/P:	0.6720 0.6775

DATE	OPEN	HIGH	LOW	RANGE	CLOSE	CHANGE	PREVIOUS
Mar 13	0.66278	0.67158	0.66007	115,1	0.66675	↑ 91,3	0.65762

WEEKLY		MARCH		2023	
HIGH	LOW	HIGH	LOW	HIGH	LOW
0.67158 (13/Mar)	0.66007 (13/Mar)	0.67828 (01/Mar)	0.65633 (10/Mar)	0.71568 (02/Feb)	0.65633 (10/Mar)

All price & chart based on Valbury MT4 Platform

NZD/USD

Interest Rate: 4.75% (NZ)/4.50%- 4.75% (US)



RESISTANCE	0.63952	
	0.63293	
	0.62732	
SUPPORT	0.61512	
	0.60853	
	0.60292	
SUGGESTION	BUY	0.6210
	SELL	---
	S/L	0.6150
	T/P:	0.6275 0.6330

DATE	OPEN	HIGH	LOW	RANGE	CLOSE	CHANGE	PREVIOUS
Mar 13	0.61614	0.62635	0.61415	122,0	0.62170	↑ 85,8	0.61312

WEEKLY		MARCH		2023	
HIGH	LOW	HIGH	LOW	HIGH	LOW
0.62635 (13/Mar)	0.61415 (13/Mar)	0.62748 (01/Mar)	0.60837 (08/Mar)	0.65372 (02/Feb)	0.60837 (08/Mar)

USD/CAD

Interest Rate: 4.50%- 4.75% (US) / 4.50%(CA)



RESISTANCE	1.39178	
	1.38593	
	1.37931	
SUPPORT	1.36684	
	1.36099	
	1.35437	
SUGGESTION	BUY	---
	SELL	1.3730
	S/L	1.3795
	T/P:	1.3665 1.3610

DATE	OPEN	HIGH	LOW	RANGE	CLOSE	CHANGE	PREVIOUS
Mar 13	1.37823	1.38008	1.36761	124,7	1.37269	↓ 103,2	1.38301

WEEKLY		MARCH		2023	
HIGH	LOW	HIGH	LOW	HIGH	LOW
1.38008 (13/Mar)	1.36761 (13/Mar)	1.38608 (10/Mar)	1.35541 (03/Mar)	1.38608 (10/Mar)	1.32610 (02/Feb)

All price & chart based on Valbury MT4 Platform

EURJPY

Interest Rate: 3.00%(EU) / -0.10% (JP)



RESISTANCE	147.419	
	145.899	
	144.396	
SUPPORT	141.373	
	139.853	
	138.350	
SUGGESTION	BUY	---
	SELL	142.90
	S/L	144.40
	T/P:	141.35 139.85

DATE	OPEN	HIGH	LOW	RANGE	CLOSE	CHANGE	PREVIOUS
Mar 13	143.761	144.380	141.357	302,3	142.892	↓ 56,5	143.457

WEEKLY		MARCH		2023	
HIGH	LOW	HIGH	LOW	HIGH	LOW
144.380 (13/Mar)	141.357 (13/Mar)	145.559 (02/Mar)	141.357 (13/Mar)	145.559 (02/Mar)	137.377 (03/Jan)

GOLD (XAU/USD)



RESISTANCE	1971.30	
	1942.88	
	1928.24	
SUPPORT	1885.18	
	1856.76	
	1842.12	
SUGGESTION	BUY	1906.00
	SELL	---
	S/L	1885.00
	T/P:	1928.00 1942.00

DATE	OPEN	HIGH	LOW	RANGE	CLOSE	CHANGE	PREVIOUS
Mar 13	1885.93	1914.46	1871.40	43.06	1913.60	↑ 43.96	1869.64

WEEKLY		MARCH		2023	
HIGH	LOW	HIGH	LOW	HIGH	LOW
1914.46 (13/Mar)	1871.40 (13/Mar)	1914.46 (13/Mar)	1809.25 (08/Mar)	1959.62 (02/Feb)	1804.59 (28/Feb)

All price & chart based on Valbury MT4 Platform

SILVER – XAG/USD



RESISTANCE	23.614	
	22.758	
	22.276	
SUPPORT	20.938	
	20.082	
	19.600	
SUGGESTION	BUY	21.60
	SELL	---
	S/L	20.95
	T/P:	22.25 22.75

DATE	OPEN	HIGH	LOW	RANGE	CLOSE	CHANGE	PREVIOUS
Mar 13	20.743	21.903	20.565	1.338	21.793	↑ 1.284	20.509

WEEKLY		MARCH		2023	
HIGH	LOW	HIGH	LOW	HIGH	LOW
21.903 (13/Mar)	20.565 (13/Mar)	21.903 (13/Mar)	19.878 (10/Mar)	24.611 (02/Feb)	19.878 (10/Mar)

OIL WTI – CL-APR/USD
(Exp. 17 March 2023)



DATE	OPEN	HIGH	LOW	RANGE	CLOSE	CHANGE	PREVIOUS
Mar 13	76.70	77.47	72.32	5.15	74.71	↓ 1.94	76.65

WEEKLY		MARCH		2023	
HIGH	LOW	HIGH	LOW	HIGH	LOW
77.47 (13/Mar)	72.32 (13/Mar)	80.94 (07/Mar)	72.32 (13/Mar)	82.67 (18/Jan)	72.27 (06/Feb)

All price & chart based on Valbury MT4 Platform

PT. Valbury Asia Futures

Disclaimer

All contents of this report have been prepared by the Research Dept. of Valbury Asia Futures and are provided solely for informational purpose. We have taken reasonable measures to ensure the accuracy of the report, however, do not guarantee its accuracy and will not accept liability for any consequential loss or damage which may arise directly or indirectly from any use of the report.

Published by RESEARCH DEPARTMENT – PT VALBURY ASIA FUTURES
Menara Karya 9th Floor, Jl. HR Rasuna Said Blok X-5 Kav. 1-2 Jakarta 12950 Indonesia
Phone : +6221-25533777, Email: research@valbury.com