








Daily Outlook

GLOBAL MARKETS & ECONOMIES | WEEKLY ECONOMIC INDICATORS | CURRENCIES | PRECIOUS METAL | OIL |
“USD Menguat Meskipun Data Sentimen Konsumen AS Lebih Rendah, Fokus Minggu ini Ke Data Inflasi AS”

Counter	News	Trend	Support	Resistance
 CLc1 (WTI)	OIL – Harga minyak turun hampir \$1 per barel pada hari Jumat karena komentar-komentar dari pejabat bank sentral AS mengindikasikan suku bunga yang lebih tinggi untuk jangka waktu yang lebih lama yang dapat menghambat permintaan dari konsumen minyak mentah terbesar di dunia. Resistance 79.39, support 77.57	↓	77.57	79.39
 XAUUSD	XAUUSD – Harga emas naik pada hari Jumat, menuju minggu terbaiknya dalam lima minggu terakhir dengan emas batangan tanpa imbal hasil yang dibangun di atas momentum yang didorong oleh data pekerjaan AS yang lebih lemah minggu ini yang memperkuat ekspektasi penurunan suku bunga oleh Federal Reserve. Resistance 2379.22, support 2346.05	↑	2346.05	2379.22
 EURUSD	EURUSD – Harga turun setelah USD ditutup menguat pada hari Jumat menyusul sentimen konsumen AS karena investor memilah-milah sejumlah komentar dari pejabat Federal Reserve, dengan fokus mulai beralih ke data inflasi utama minggu depan. Resistance utama di 1.0803, support di 1.0743	↓	1.0743	1.0803
 USDJPY	USDJPY – Yen melemah terhadap USD yang menguat pada hari Jumat meskipun ada tanda-tanda perlambatan pertumbuhan ekonomi AS dengan data awal sentimen konsumen yang dirilis University of Michigan pada bulan Mei adalah 67,4 terendah dalam enam bulan dan Menteri Keuangan Jepang Shunichi Suzuki mengatakan pada hari Jumat bahwa pemerintah akan mengambil tindakan yang tepat terhadap valuta asing jika diperlukan mengulangi komentar baru-baru ini dari pejabat lainnya. Resistance 156.02, support 155.38	↑	155.38	156.02
 GBPUSD	GBPUSD – Sterling naik tipis 0,02% setelah data menunjukkan perekonomian Inggris tumbuh paling pesat dalam hampir tiga tahun pada kuartal pertama tahun 2024, mengakhiri resesi dangkal yang terjadi pada paruh kedua tahun lalu. Resistance utama 1.2561, support 1.2483	↑	1.2483	1.2561
 USDCHF	USDCHF – Harga naik setelah USD ditutup menguat pada hari Jumat menyusul sentimen konsumen AS karena investor memilah-milah sejumlah komentar dari pejabat Federal Reserve, dengan fokus mulai beralih ke data inflasi utama minggu depan. Resistance utama 0.9097, support 0.9035	↓	0.9035	0.9097
 AUDUSD	AUDUSD – Harga turun setelah USD naik pada hari Jumat meskipun ada tanda-tanda perlambatan pertumbuhan ekonomi AS dengan data awal sentimen konsumen yang dirilis University of Michigan pada bulan Mei adalah 67,4 terendah dalam enam bulan dan investor memilah-milah sejumlah komentar dari pejabat Federal Reserve. Resistance 0.6620, support 0.6593	↓	0.6593	0.6620

ECONOMIC INDICATORS

DATE	WIB	CT Y	INDICATORS	PER	ACTUAL	FORECAST	PREV.	REV.
06-May - 17-May	N/A	EZ	EU Commission Economic Forecasts					
Mon/06-May-24	All	JP	Bank Holiday (Children's Day)					
	07:30	HK	S&P Global Hong Kong PMI	Apr	50.6	--	50.9	--
	08:30	AU	Melbourne Institute Inflation YoY	Apr		--	3.8%	--
	08:30	AU	Melbourne Institute Inflation MoM	Apr	0.1%	--	0.1%	--
	08:45	CN	Caixin China PMI Composite	Apr	52.8	--	52.7	--
	08:45	CN	Caixin China PMI Services	Apr	52.5	52.5	52.7	--
	14:55	DE	HCOB Germany Services PMI	Apr F	53.2	53.3	50.1	--
	14:55	DE	HCOB Germany Composite PMI	Apr F	50.6	50.5	47.7	--
	All	GB	Bank Holiday (Early May Bank Holiday)					
	15:00	EZ	HCOB Eurozone Services PMI	Apr F	53.3	52.9	51.5	--
	15:00	EZ	HCOB Eurozone Composite PMI	Apr F	51.7	51.4	50.3	--
	15:30	EZ	Sentix Investor Confidence	May	-3.6%	-4.8%	-5.9	--
	16:00	EZ	PPI MoM	Mar	-0.4%	-0.4%	-1%	-1.1%
	16:00	EZ	PPI YoY	Mar	-7.8%	-7.7%	-8.3%	-8.5%
	18:15	EZ	ECB's Villeroy Speaks at BIS Innovation Summit					
	18:30	EZ	ECB's Nagel, Panetta, RBI's Das Speak at BIS Innovation Summit					
	23:50	US	Fed's Barkin Speaks on Economic Outlook					
Tue/07-May-24	00:00	US	Fed's Williams Participates in Fireside Chat					
	01:00	US	Senior Loan Officer Opinion Survey on Bank Lending Practices					
	07:30	JP	Jibun Bank Japan PMI Composite	Apr F	52.3	--	51.7	--
	07:30	JP	Jibun Bank Japan PMI Services	Apr F	54.3	54.6	54.1	--
	08:30	AU	Retail Sales Ex Inflation QoQ	1Q	-0.4%	-0.3%	0.3%	0.4%
	11:30	AU	RBA Cash Rate Target	7-May	4.35%	4.35%	4.35%	--
	11:30	AU	RBA-Statement on Monetary Policy					
	12:45	CH	Unemployment Rate	Apr	2.3%	--	2.4%	--
	12:45	CH	Unemployment Rate SA	Apr	2.3%	2.3%	2.3%	--
	13:00	DE	Factory Orders MoM	Mar	-0.4%	0.5%	0.2%	-0.8%
	13:00	DE	Factory Orders WDA YoY	Mar		-1.3%	-10.6%	--
	13:00	DE	Trade Balance SA	Mar	€22.3b	€22.4b	€21.4b	--
	13:00	DE	Exports SA MoM	Mar	0.9%	0.4%	-2%	-1.6%
	13:00	DE	Imports SA MoM	Mar	0.3%	-1%	3.2%	3.0%
	14:30	DE	HCOB Germany Construction PMI	Apr	37.5	--	38.3	--
	15:30	GB	S&P Global UK Construction PMI	Apr	53	50.4	50.2	--
	16:00	EZ	Retail Sales MoM	Mar	0.8%	0.6%	-0.5%	-0.3%
	16:00	EZ	Retail Sales YoY	Mar	0.7%	--	-0.7%	-0.5%
	20:00	EZ	ECB's De Cos, MAS's Chia, HKMA's Yue Speak at BIS Summit					
	21:00	CA	Ivey Purchasing Managers Index SA	Apr	63	58.1	57.5	--
	22:30	US	Fed's Kashkari Participates in Fireside Chat					
Wed/08-May-24	02:00	US	Consumer Credit	Mar	\$6.27b	\$15b	\$14.12b	--
	13:00	DE	Industrial Production SA MoM	Mar	-0.4%	-0.6%	2.1%	1.7%
	13:00	DE	Industrial Production WDA YoY	Mar	-3.35%	-3.6%	-4.9%	-5.16%
	19:00	EZ	ECB's Wunsch Speaks in Frankfurt					
	21:00	US	Wholesale Trade Sales MoM	Mar	-1.3%	--	2.3%	2%
	21:00	US	Wholesale Inventories MoM	Mar F	-0.4%	-0.4%	0.2%	--
	21:30	US	DOE U.S. Crude Oil Inventories	3-May	-1361k	-1430k	7265k	--
	21:30	US	DOE Cushing OK Crude Inventory	3-May	1880k	--	1089k	--
	21:30	US	DOE U.S. Gasoline Inventories	3-May	915k	-1180k	344k	--
	21:30	US	DOE U.S. Distillate Inventory	3-May	560k	-1000k	-732k	--
	21:30	US	DOE U.S. Refinery Utilization	3-May	1%	--	-1%	--
	22:00	US	Fed's Jefferson Speaks About Careers in Economics					
	22:45	US	Fed's Collins Speaks to MIT Students					
Thu/09-May-24	00:30	US	Fed's Cook Speaks on Financial Stability					
	06:01	GB	S&P Global, KPMG and REC UK Report on Jobs					
	06:50	JP	BOJ Summary of Opinions (April MPM)					
	10:00	CN	Exports YoY	Apr	1.5%	1%	-7.5%	--
	10:00	CN	Imports YoY	Apr	8.4%	5.4%	-1.9%	--
	10:00	CN	Trade Balance	Apr	\$72.35b	\$76.7b	\$58.55b	--
	10:00	CN	Exports YoY CNY	Apr	5.10m	--	-3.8m	--
	10:00	CN	Imports YoY CNY	Apr	12.20m	--	2m	--
	10:00	CN	Trade Balance CNY	Apr	513.45b	510b	415.86b	--
	12:00	JP	Leading Index CI	Mar P	111.4	111	111.8	112.1
	12:00	JP	Coincident Index	Mar P	113.9	114	111.6	111.5

	All	CH	Bank Holiday (Ascension Day)					
	18:00	GB	Bank of England Bank Rate	9-May	5.25%	5.25%	5.25%	--
	18:30	GB	BOE Governor Press Conference					
	19:15	EZ	ECB's Cipollone Speaks					
	19:15	EZ	ECB's Guindos Speaks					
	19:30	US	Initial Jobless Claims	4-May	231k	210k	208k	209k
	19:30	US	Continuing Claims	27-Apr	1785k	1790k	1774k	1768k
	20:00	GB	BOE decision maker panel survey					
	21:00	CA	Bank of Canada releases Financial System Review					
	23:15	GB	BOE Chief Economist Huw Pill Q&A					
Fri/10-May-24	05:30	NZ	BusinessNZ Manufacturing PMI	Apr	48.9	--	47.1	--
	06:50	JP	BoP Current Account Balance	Mar	¥3398.8b	¥3489.6b	¥2644.2b	--
	06:50	JP	BoP Current Account Adjusted	Mar	¥2010.6b	¥2040b	¥1368.6b	¥1412.1b
	06:50	JP	Trade Balance BoP Basis	Mar		¥523.0b	-¥280.9b	--
	12:00	JP	Eco Watchers Survey Current SA	Apr	47.4	50.4	49.8	--
	12:00	JP	Eco Watchers Survey Outlook SA	Apr	48.5	51.6	51.2	--
	13:00	GB	GDP QoQ	1Q P	0.6%	0.4%	-0.3%	--
	13:00	GB	GDP YoY	1Q P	0.7%	0.3%	-0.2%	0.0%
	13:00	GB	Exports QoQ	1Q P		--	-0.8%	--
	13:00	GB	Imports QoQ	1Q P		--	-0.3%	--
	13:00	GB	Monthly GDP (MoM)	Mar	0.4%	0.1%	0.1%	0.2%
	13:00	GB	Industrial Production MoM	Mar	0.2%	-0.5%	1.1%	1%
	13:00	GB	Industrial Production YoY	Mar	0.5%	0.3%	1.4%	1%
	13:00	GB	Manufacturing Production MoM	Mar	0.3%	-0.4%	1.2%	--
	13:00	GB	Manufacturing Production YoY	Mar	2.3%	1.8%	2.7%	2.6%
	13:00	GB	Construction Output MoM	Mar	-0.4%	0.8%	-1.9%	2%
	13:00	GB	Construction Output YoY	Mar	-2.2%	-1.2%	-2%	--
	13:00	GB	Index of Services MoM	Mar		--	0.1%	--
	13:00	GB	Index of Services 3M/3M	Mar	0.7%	0.4%	0.2%	--
	13:00	GB	Visible Trade Balance GBP/Mn	Mar	£-1098m	--	14212m	£-1478b
	13:00	GB	Trade Balance GBP/Mn	Mar	£-3810m	--	£-2291m	£-2780m
	13:00	GB	Visible Trade Balance Ex Precious Metals	Mar	£-13970m	£-14400m	15308m	£-14130m
	13:00	GB	Trade Balance Ex Precious Metals	Mar		--	-£3387m	--
	14:00	EZ	ECB's Cipollone Speaks					
	18:15	GB	BOE's Huw Pill speaks					
	18:30	EZ	ECB Publishes Account of April Policy Meeting					
	19:30	CA	Net Change in Employment	Apr	90.4k	18k	-2.2k	--
	19:30	CA	Part Time Employment Change	Apr	50.3k	--	-1.6k	--
	19:30	CA	Full Time Employment Change	Apr	40.1k	--	-0.7k	--
	19:30	CA	Unemployment Rate	Apr	6.1%	6.2%	6.1%	--
	19:30	CA	Hourly Wage Rate Permanent Employees YoY	Apr	4.8%	--	5%	--
	19:30	CA	Participation Rate	Apr	65.4%	--	65.3%	--
	20:00	US	Fed's Bowman Speaks on Financial Stability Risks					
	21:00	US	U. of Mich. Sentiment	May P	67.4	76	77.2	--
	21:00	US	U. of Mich. Current Conditions	May P	68.8	79	79	--
	21:00	US	U. of Mich. Expectations	May P	66.5	75	76	--
	21:00	US	U. of Mich. 1 Yr Inflation	May P	3.5%	3.2%	3.2%	--
	21:00	US	U. of Mich. 5-10 Yr Inflation	May P	3.1%	--	3%	--
	23:45	US	Fed's Goolsbee Speaks in Moderated Q&A					
Sat/11-May-24	00:00	US	Baker Hughes U.S. Rig Count	10-May	603	--	605	--
	00:30	US	Fed's Barr Gives Commencement Speech					
	01:00	US	Monthly Budget Statement	Apr	\$210b	\$244.5b	\$-236b	--
	08:30	CN	PPI YoY	Apr		-2.3%	-2.8%	--
	08:30	CN	CPI YoY	Apr		0.1%	0.1%	--

DATE	WIB	CT Y	INDICATORS	PER	ACTUAL	FORECAST	PREV.	REV.
Mon/13-May-24	N/A	EZ	Eurogroup in Brussels					
	N/A	DE	Current Account Balance	Mar		--	29.8b	--
	05:30	NZ	Performance Services Index	Apr		--	47.5	--
	08:30	AU	NAB Business Confidence	Apr		--	1	--
	08:30	AU	NAB Business Conditions	Apr		--	9	--
	10:00	NZ	2Yr Inflation Expectation	2Q		--	2.5%	--
	14:00	CH	SECO Consumer Confidence	Apr		--	-38	--
	19:30	CA	Building Permits MoM	Mar		--	9.3%	--
	20:00	US	Fed's Mester, Jefferson Discuss Central Bank Communications					
	22:00	US	NY Fed 1-Yr Inflation Expectations	Apr		--	3%	--

Tue/14-May-24			N/A	EZ	Ecofin in Brussels				
	06:50	JP			PPI YoY	Apr	--	0.8%	--
	06:50	JP			PPI MoM	Apr	--	0.2%	--
	13:00	DE			CPI YoY	Apr F	--	2.2%	--
	13:00	DE			CPI MoM	Apr F	--	0.5%	--
	13:00	DE			CPI EU Harmonized MoM	Apr F	--	0.6%	--
	13:00	DE			CPI EU Harmonized YoY	Apr F	--	2.4%	--
	13:00	JP			Machine Tool Orders YoY	Apr P	--	-3.8%	--
	13:00	GB			Output Per Hour YoY	1Q P	--	-0.3%	--
	13:00	GB			Average Weekly Earnings 3M/YoY	Mar	--	5.6%	--
	13:00	GB			Weekly Earnings ex Bonus 3M/YoY	Mar	--	6%	--
	13:00	GB			ILO Unemployment Rate 3Mths	Mar	--	4.2%	--
	13:00	GB			Employment Change 3M/3M	Mar	--	-156k	--
	13:00	GB			Payrolled Employees Monthly Change	Apr	--	-67k	--
	13:00	GB			Claimant Count Rate	Apr	--	4.00%	--
	13:00	GB			Jobless Claims Change	Apr	--	10.9k	--
	13:30	CH			Producer & Import Prices YoY	Apr	--	-2.1%	--
	13:30	CH			Producer & Import Prices MoM	Apr	--	0.1%	--
	14:30	GB			BOE Chief Economist Huw Pill speaks				
	16:00	EZ			ZEW Survey Expectations	May	--	43.9	--
	16:00	DE			ZEW Survey Expectations	May	--	42.9	--
	16:00	DE			ZEW Survey Current Situation	May	--	-79.2	--
	17:00	US			NFIB Small Business Optimism	Apr	--	88.5	--
	19:30	US			PPI Final Demand MoM	Apr	0.3%	0.2%	--
	19:30	US			PPI Ex Food and Energy MoM	Apr	0.2%	0.2%	--
	19:30	US			PPI Ex Food, Energy, Trade MoM	Apr	--	0.2%	--
	19:30	US			PPI Final Demand YoY	Apr	2.1%	2.1%	--
	19:30	US			PPI Ex Food and Energy YoY	Apr	2.3%	2.4%	--
	19:30	US			PPI Ex Food, Energy, Trade YoY	Apr	--	2.8%	--
	21:00	EZ			Fed Chair Powell, ECB's Knot Speak				
Wed/15-May-24			All	HK	Bank Holiday (The Birthday of the Buddha)				
	16:00	EZ			GDP SA QoQ	1Q P	--	0.3%	--
	16:00	EZ			GDP SA YoY	1Q P	--	0.4%	--
	16:00	EZ			Employment QoQ	1Q P	--	0.3%	--
	16:00	EZ			Employment YoY	1Q P	--	1.2%	--
	16:00	EZ			Industrial Production SA MoM	Mar	--	0.8%	--
	16:00	EZ			Industrial Production WDA YoY	Mar	--	-6.4%	--
	16:00	EZ			EU Commission Economic Forecasts				
	16:00	EZ			ECB's Villeroy speaks				
	19:30	CA			Manufacturing Sales MoM	Mar	-1.3%	0.7%	--
	19:30	US			Empire Manufacturing	May	-10	-14.3	--
	19:30	US			CPI MoM	Apr	0.3%	0.4%	--
	19:30	US			CPI Ex Food and Energy MoM	Apr	0.3%	0.4%	--
	19:30	US			CPI YoY	Apr	3.4%	3.5%	--
	19:30	US			CPI Ex Food and Energy YoY	Apr	3.6%	3.8%	--
	19:30	US			CPI Index NSA	Apr	313.567	312.332	--
	19:30	US			CPI Core Index SA	Apr	--	316.698	--
	19:30	US			Real Avg Hourly Earning YoY	Apr	--	0.6%	--
	19:30	US			Real Avg Weekly Earnings YoY	Apr	--	0.6%	--
	19:30	US			Retail Sales Advance MoM	Apr	0.4%	0.7%	--
	19:30	US			Retail Sales Ex Auto MoM	Apr	0.2%	1.1%	--
	19:30	US			Retail Sales Ex Auto and Gas	Apr	0.1%	1%	--
	19:30	US			Retail Sales Control Group	Apr	0.1%	1.1%	--
	20:00	CA			Existing Home Sales MoM	Apr	--	0.5%	--
	21:00	US			Business Inventories	Mar	0.0%	0.4%	--
	21:00	US			NAHB Housing Market Index	May	--	51	--
	21:30	US			DOE U.S. Crude Oil Inventories	10-May	--	--	--
	21:30	US			DOE Cushing OK Crude Inventory	10-May	--	--	--
	21:30	US			DOE U.S. Gasoline Inventories	10-May	--	--	--
	21:30	US			DOE U.S. Distillate Inventory	10-May	--	--	--
	21:30	US			DOE U.S. Refinery Utilization	10-May	--	--	--
	23:00	US			Fed's Kashkari Speaks in Fireside Chat				
Thu/16-May-24			N/A	EZ	ECB Publishes Financial Stability Review				
	03:00	US			Total Net TIC Flows	Mar	--	\$51.6b	--
	03:00	US			Net Long-term TIC Flows	Mar	--	\$71.5b	--
	06:40	AU			RBA's Hunter-Speech				
	06:50	JP			GDP Annualized SA QoQ	1Q P	-1.6%	0.4%	--
	06:50	JP			GDP SA QoQ	1Q P	-0.4%	0.1%	--
	06:50	JP			GDP Nominal SA QoQ	1Q P	0.1%	0.5%	--
	06:50	JP			GDP Deflator YoY	1Q P	3.3%	3.9%	--
	06:50	JP			GDP Private Consumption QoQ	1Q P	-0.1%	-0.3%	--
	06:50	JP			GDP Business Spending QoQ	1Q P	-0.9%	2%	--

	06:50	JP	Inventory Contribution % GDP	1Q P		0.1%	-0.1%	--
	06:50	JP	Net Exports Contribution % GDP	1Q P		-0.4%	0.2%	--
	08:30	AU	Participation Rate	Apr		--	66.6%	--
	08:30	AU	Part Time Employment Change	Apr		--	-34.5k	--
	08:30	AU	Unemployment Rate	Apr		--	3.8%	--
	08:30	AU	Employment Change	Apr		--	-6.6k	--
	08:30	AU	Full Time Employment Change	Apr		--	27.9k	--
	11:30	JP	Capacity Utilization MoM	Mar		--	-0.5%	--
	11:30	JP	Industrial Production MoM	Mar F		--	3.8%	--
	11:30	JP	Industrial Production YoY	Mar F		--	-6.7%	--
	18:00	GB	BOE's Megan Greene speaks					
	19:15	EZ	ECB's Villeroy speaks in Paris					
	19:30	US	Initial Jobless Claims	11-May		--	--	--
	19:30	US	Continuing Claims	4-May		--	--	--
	19:30	US	Housing Starts	Apr		1438k	1321k	--
	19:30	US	Housing Starts MoM	Apr		8.8%	-14.7%	--
	19:30	US	Building Permits MoM	Apr		1.4%	-4.3%	-3.7%
	19:30	US	Building Permits	Apr		1488k	1458k	1467k
	19:30	US	Import Price Index MoM	Apr		0.2%	0.4%	--
	19:30	US	Import Price Index ex Petroleum MoM	Apr		--	0.0%	--
	19:30	US	Import Price Index YoY	Apr		--	0.4%	--
	19:30	US	Export Price Index MoM	Apr		0.2%	0.3%	--
	19:30	US	Export Price Index YoY	Apr		--	-1.4%	--
	20:15	US	Industrial Production MoM	Apr		0.2%	0.4%	--
	20:15	US	Capacity Utilization	Apr		78.40%	78.4%	--
	20:15	US	Manufacturing (SIC) Production	Apr		0.0%	0.5%	--
	21:30	US	Fed's Harker Speaks on Higher Education, Healthcare					
	23:00	US	Fed's Mester Gives Remarks on Economic Outlook					
Fri/17-May-24	02:50	US	Fed's Bostic Speaks in Moderated Chat on Economy					
	05:45	NZ	PPI Input QoQ	1Q		--	0.9%	--
	05:45	NZ	PPI Output QoQ	1Q		--	0.7%	--
	09:00	CN	Industrial Production YoY	Apr		5.4%	4.5%	--
	09:00	CN	Industrial Production YTD YoY	Apr		6%	6.1%	--
	09:00	CN	Retail Sales YoY	Apr		3.9%	3.1%	--
	09:00	CN	Retail Sales YTD YoY	Apr		4.7%	4.7%	--
	09:00	CN	Surveyed Jobless Rate	Apr		5.2%	5.2%	--
	13:30	CH	Industry & Construction Output WDA YoY	1Q		--	-0.6%	--
	13:30	CH	Industrial Output WDA YoY	1Q		--	-0.4%	--
	14:00	EZ	ECB's Vasle Speaks					
	14:30	EZ	ECB's Vujcic Speaks					
	15:00	GB	BOE's Catherine Mann speaks					
	15:30	HK	GDP SA QoQ	1Q F		--	2.3%	--
	15:30	HK	GDP YoY	1Q F		--	2.7%	--
	16:00	EZ	CPI YoY	Apr F		--	2.4%	2.4%
	16:00	EZ	CPI MoM	Apr F		--	0.6%	--
	16:00	EZ	CPI Core YoY	Apr F		--	2.7%	--
	19:30	EZ	ECB's Vasle, Holzmann, Kazaks Speak					
	21:00	US	Leading Index	Apr		-0.2%	-0.3%	--
Sat/18-May-24	00:00	US	Baker Hughes U.S. Rig Count	17-May		--	--	--

OIL WTI – CL-JUN/USD (Exp. 17 May 2024)



RESISTANCE	81.21	
	80.58	
	79.39	
SUPPORT	77.57	
	76.94	
	75.75	
SUGGESTION	BUY	---
	SELL	78.50
	S/L	79.40
	T/P:	77.55 76.95

DATE	OPEN	HIGH	LOW	RANGE	CLOSE	CHANGE	PREVIOUS
May 10	79.59	79.96	78.14	1.82	78.19	↓ 1.38	79.57

WEEKLY		MAY		2024	
HIGH	LOW	HIGH	LOW	HIGH	LOW
79.96 (10/May)	76.91 (08/May)	81.56 (01/May)	76.91 (08/May)	87.63 (12/Apr)	69.30 (03/Jan)

GOLD (XAU/USD)



RESISTANCE	2412.39	
	2395.35	
	2379.22	
SUPPORT	2346.05	
	2329.01	
	2312.88	
SUGGESTION	BUY	2362.00
	SELL	---
	S/L	2346.00
	T/P:	2379.00 2395.00

DATE	OPEN	HIGH	LOW	RANGE	CLOSE	CHANGE	PREVIOUS
May 10	2345.17	2378.32	2345.15	33.17	2363.08	↑ 17.46	2345.62

WEEKLY		MAY		2024	
HIGH	LOW	HIGH	LOW	HIGH	LOW
2378.32 (10/May)	2291.67 (06/May)	2378.32 (10/May)	2277.20 (03/May)	2431.35 (12/Apr)	1989.97 (13/Feb)

SILVER – XAG/USD



RESISTANCE	29.332	
	29.040	
	28.611	
SUPPORT	27.890	
	27.598	
	27.169	
SUGGESTION	BUY	---
	SELL	28.25
	S/L	28.60
	T/P:	27.90 27.60

DATE	OPEN	HIGH	LOW	RANGE	CLOSE	CHANGE	PREVIOUS
May 10	28.298	28.747	28.026	0.721	28.183	↓ 0.123	28.306

WEEKLY		MAY		2024	
HIGH	LOW	HIGH	LOW	HIGH	LOW
28.747 (10/May)	26.412 (06/May)	28.747 (10/May)	26.001 (02/May)	29.773 (12/Apr)	21.903 (22/Jan)

EUR/USD

Interest Rate: 4.50% (EU) / 5.25% - 5.50% (US)



RESISTANCE	1.08170	
	1.08031	
	1.07873	
SUPPORT	1.07576	
	1.07437	
	1.07279	
SUGGESTION	BUY	---
	SELL	1.0775
	S/L	1.0795
	T/P:	1.0740 1.0725

DATE	OPEN	HIGH	LOW	RANGE	CLOSE	CHANGE	PREVIOUS
May 10	1.07819	1.07892	1.07595	29,7	1.07715	↓ 10,3	1.07818

WEEKLY		MAY		2024	
HIGH	LOW	HIGH	LOW	LOW	HIGH
1.07900 (06/May)	1.07230 (09/May)	1.08114 (03/May)	1.06487 (01/May)	1.10438 (02/Jan)	1.06003 (16/Apr)

All price & chart based on Valbury MT4 Platform

USDJPY

Interest Rate: 5.25% - 5.50% (US) / 0.00% (JP)



RESISTANCE	156.663	
	156.279	
	156.025	
SUPPORT	155.387	
	155.003	
	154.749	
SUGGESTION	BUY	155.70
	SELL	---
	S/L	155.35
	T/P:	156.05 156.25

DATE	OPEN	HIGH	LOW	RANGE	CLOSE	CHANGE	PREVIOUS
May 10	155.409	155.895	155.257	63,8	155.771	↑ 36,6	155.405

WEEKLY		MAY		2024	
HIGH	LOW	HIGH	LOW	HIGH	LOW
155.943 (09/May)	153.113 (06/May)	157.980 (01/May)	151.855 (03/May)	160.194 (29/Apr)	140.806 (02/Jan)

GBP/USD

Interest Rate: 5.25% (GB) / 5.25% - 5.50% (US)



RESISTANCE	1.25836	
	1.25619	
	1.25446	
SUPPORT	1.25056	
	1.24839	
	1.24666	
SUGGESTION	BUY	1.2525
	SELL	---
	S/L	1.2500
	T/P:	1.2570 1.2590

DATE	OPEN	HIGH	LOW	RANGE	CLOSE	CHANGE	PREVIOUS
May 10	1.25232	1.25402	1.25012	39,0	1.25273	↑ 4,0	1.25233

WEEKLY		MAY		2024	
HIGH	LOW	HIGH	LOW	HIGH	LOW
1.25932 (06/May)	1.24449 (09/May)	1.26335 (03/May)	1.24449 (09/May)	1.28926 (08/Mar)	1.22985 (22/Apr)

All price & chart based on Valbury MT4 Platform

USD/CHF

Interest Rate: 5.25% - 5.50% (US) / 1.50% (CH)



RESISTANCE	0.91105	
	0.90975	
	0.90797	
SUPPORT	0.90489	
	0.90359	
	0.90181	
SUGGESTION	BUY	---
	SELL	0.9065
	S/L	0.9085
	T/P:	0.9030 0.9015

DATE	OPEN	HIGH	LOW	RANGE	CLOSE	CHANGE	PREVIOUS
May 10	0.90573	0.90845	0.90537	30,8	0.90619	↑ 4,6	0.90573

WEEKLY		MAY		2024	
HIGH	LOW	HIGH	LOW	HIGH	LOW
0.90977 (09/May)	0.90349 (06/May)	0.92232 (01/May)	0.90052 (03/May)	0.92232 (01/May)	0.84012 (02/Jan)

AUD/USD

Interest Rate: 4.35% (AU) / 5.25% - 5.50% (US)



RESISTANCE	0.66473	
	0.66347	
	0.66202	
SUPPORT	0.65931	
	0.65805	
	0.65660	
SUGGESTION	BUY	---
	SELL	0.6605
	S/L	0.6620
	T/P:	0.6590 0.6580

DATE	OPEN	HIGH	LOW	RANGE	CLOSE	CHANGE	PREVIOUS
May 10	0.66206	0.66221	0.65950	27,1	0.66057	↓ 14,8	0.66205

WEEKLY		MAY		2024	
HIGH	LOW	HIGH	LOW	HIGH	LOW
0.66430 (07/May)	0.65570 (08/May)	0.66485 (03/May)	0.64643 (01/May)	0.68381 (02/Jan)	0.63612 (19/Apr)

All price & chart based on Valbury MT4 Platform

NZD/USD

Interest Rate: 5.50% (NZ) / 5.25% - 5.50% (US)



RESISTANCE	0.60686	
	0.60538	
	0.60373	
SUPPORT	0.60060	
	0.59912	
	0.59747	
SUGGESTION	BUY	---
	SELL	0.6020
	S/L	0.6035
	T/P:	0.6005 0.5990

DATE	OPEN	HIGH	LOW	RANGE	CLOSE	CHANGE	PREVIOUS
May 10	0.60336	0.60389	0.60076	31,3	0.60209	↓ 12,1	0.60330

WEEKLY		MAY		2024	
HIGH	LOW	HIGH	LOW	HIGH	LOW
0.60389 (10/May)	0.59800 (08/May)	0.60476 (03/May)	0.58733 (01/May)	0.63216 (02/Jan)	0.58512 (19/Apr)

USD/CAD

Interest Rate: 5.25% - 5.50% (US) / 5.00% (CA)



RESISTANCE	1.37568	
	1.37231	
	1.36964	
SUPPORT	1.36360	
	1.36023	
	1.35756	
SUGGESTION	BUY	1.3665
	SELL	---
	S/L	1.3635
	T/P:	1.3695 1.3725

DATE	OPEN	HIGH	LOW	RANGE	CLOSE	CHANGE	PREVIOUS
May 10	1.36746	1.36894	1.36290	60,4	1.36697	↓ 4,6	1.36743

WEEKLY		MAY		2024	
HIGH	LOW	HIGH	LOW	HIGH	LOW
1.37616 (08/May)	1.36290 (10/May)	1.37821 (01/May)	1.36084 (03/May)	1.38450 (16/Apr)	1.32277 (02/Jan)

All price & chart based on Valbury MT4 Platform

EURJPY

Interest Rate: 4.50% (EU) / 0.00% (JP)

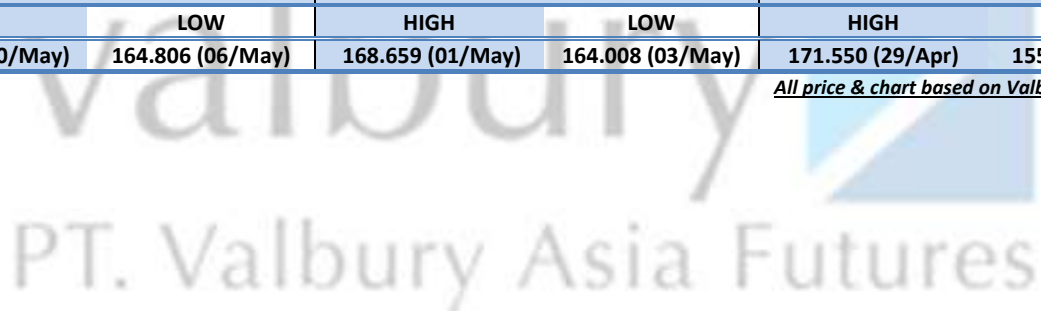


RESISTANCE	168.583	
	168.269	
	168.036	
SUPPORT	167.489	
	167.175	
	166.942	
SUGGESTION	BUY	167.75
	SELL	---
	S/L	167.45
	T/P:	168.05 168.25

DATE	OPEN	HIGH	LOW	RANGE	CLOSE	CHANGE	PREVIOUS
May 10	167.578	167.954	167.407	54,7	167.804	↑ 22,7	167.577

WEEKLY		MAY		2024	
HIGH	LOW	HIGH	LOW	HIGH	LOW
167.954 (10/May)	164.806 (06/May)	168.659 (01/May)	164.008 (03/May)	171.550 (29/Apr)	155.060 (02/Jan)

All price & chart based on Valbury MT4 Platform



Disclaimer

All contents of this report have been prepared by the Research Dept. of Valbury Asia Futures and are provided solely for informational purpose. We have taken reasonable measures to ensure the accuracy of the report, however, do not guarantee its accuracy and will not accept liability for any consequential loss or damage which may arise directly or indirectly from any use of the report.

Published by RESEARCH DEPARTMENT – PT VALBURY ASIA FUTURES
Menara Karya 9th Floor, Jl. HR Rasuna Said Blok X-5 Kav. 1-2 Jakarta 12950 Indonesia
Phone : +6221-25533777, Email: research@valbury.com