








## Daily Outlook

GLOBAL MARKETS & ECONOMIES | WEEKLY ECONOMIC INDICATORS | CURRENCIES | PRECIOUS METAL | OIL |

Counter	News	Trend	Support	Resistance
 <b>EURUSD</b>	<b>EURUSD</b> – Harga naik setelah USD ditutup melemah pada hari Jumat setelah data tenaga kerja AS untuk bulan Februari menunjukkan pertumbuhan upah yang lebih lambat, menunjukkan pelonggaran tekanan inflasi dapat menjaga kecepatan kenaikan suku bunga Federal Reserve dan dengan demikian mengurangi daya tarik greenback. Resistance utama di 1.0700, support di 1.0575	↓	1.0575	1.0700
 <b>USDJPY</b>	<b>USDJPY</b> – Harga menguat karena USD melemah pada hari Jumat setelah data tenaga kerja AS untuk bulan Februari menunjukkan pertumbuhan upah yang lebih lambat menunjukkan pelonggaran tekanan inflasi dapat menjaga laju kenaikan suku bunga Federal Reserve yang lebih lambat sehingga mengurangi daya tarik dolar. Fokus minggu ini pada rilis data inflasi AS. Resistance 136.51, support 133.63	↓	133.63	136.51
 <b>USDCHF</b>	<b>USDCHF</b> – Harga turun setelah USD ditutup melemah pada hari Jumat setelah data tenaga kerja AS untuk bulan Februari menunjukkan pertumbuhan upah yang lebih lambat, menunjukkan pelonggaran tekanan inflasi dapat menjaga kecepatan kenaikan suku bunga Federal Reserve dan dengan demikian mengurangi daya tarik greenback. Resistance utama 0.9305, support 0.9147	↓	0.9147	0.9305
 <b>GBPUSD</b>	<b>GBPUSD</b> – Harga naik setelah USD ditutup melemah pada hari Jumat setelah data tenaga kerja AS untuk bulan Februari menunjukkan pertumbuhan upah yang lebih lambat, menunjukkan pelonggaran tekanan inflasi dapat menjaga kecepatan kenaikan suku bunga Federal Reserve dan dengan demikian mengurangi daya tarik greenback. Resistance utama 1.2121, support 1.1915	↑	1.1915	1.2121
 <b>AUDUSD</b>	<b>AUDUSD</b> – Harga naik karena USD melemah pada hari Jumat setelah data tenaga kerja AS untuk bulan Februari menunjukkan pertumbuhan upah yang lebih lambat menunjukkan pelonggaran tekanan inflasi dapat menjaga laju kenaikan suku bunga Federal Reserve yang lebih lambat sehingga mengurangi daya tarik dolar. Fokus minggu ini pada rilis data inflasi AS. Resistance 0.6622, support 0.6546	↑	0.6546	0.6622
 <b>XAUUSD</b>	<b>XAUUSD</b> – Harga emas melonjak hampir 2% pada hari Jumat didorong oleh penurunan imbal hasil Treasury AS dan pasar keuangan yang lebih luas karena kekhawatiran atas kejatuhan di sektor perbankan mengimbangi laporan pekerjaan AS yang kuat dan mendukung emas. Resistance 1883.84, support 1841.54	↑	1841.54	1883.84
 <b>CLc1 (WTI)</b>	<b>Oil</b> – Harga minyak naik lebih dari 1% pada hari Jumat setelah data ketenagakerjaan AS yang lebih baik dari perkiraan meskipun harga turun lebih dari 3% pada minggu ini karena kekhawatiran pada kenaikan suku bunga AS. Resistance 77.58, support 75.25	↑	75.25	77.58

**ECONOMIC INDICATORS**

DATE	WIB	CT Y	INDICATORS	PER	ACTUAL	FORECAST	PREV.	REV.
<b>Mon/06-Mar-23</b>	07:00	AU	Melbourne Institute Inflation MoM	Feb	0.4%	--	0.9%	--
	07:00	AU	Melbourne Institute Inflation YoY	Feb		--	6.4%	--
	14:30	CH	CPI YoY	Feb	3.4%	3.1%	3.3%	--
	14:30	CH	CPI MoM	Feb	0.7%	0.4%	0.6%	--
	14:30	CH	CPI EU Harmonized MoM	Feb		--	0.7%	--
	14:30	CH	CPI EU Harmonized YoY	Feb		--	3.2%	--
	14:30	CH	CPI Core YoY	Feb		--	2.2%	--
	15:30	DE	S&P Global Germany Construction PMI	Feb	48.6	--	43.3	--
	16:30	EZ	Sentix Investor Confidence	Mar	-11.1	-6.3	-8	--
	16:30	GB	S&P Global/CIPS UK Construction PMI	Feb	54.6	49.1	48.4	--
	17:00	EZ	Retail Sales MoM	Jan	0.3%	1%	-1.7%	--
	17:00	EZ	Retail Sales YoY	Jan	-2.3%	-1.8%	-2.8%	--
	22:00	CA	Ivey Purchasing Managers Index SA	Feb	51.6	55.9	60.1	--
	22:00	US	Factory Orders	Jan	-1.6%	-1.8%	1.8%	1.7%
	22:00	US	Factory Orders Ex Trans	Jan	1.2%	--	-1.2%	--
	22:00	US	Durable Goods Orders	Jan F		--	-4.5%	--
	22:00	US	Durables Ex Transportation	Jan F		--	0.7%	--
	22:00	US	Cap Goods Orders Nondef Ex Air	Jan F		--	0.8%	--
	22:00	US	Cap Goods Ship Nondef Ex Air	Jan F		--	1.1%	--
<b>Tue/07-Mar-23</b>	N/A	CN	Exports YTD YoY CNY	Feb		--	--	--
	N/A	CN	Imports YTD YoY CNY	Feb		--	--	--
	N/A	CN	Trade Balance YTD CNY	Feb		--	--	--
	06:30	JP	Real Cash Earnings YoY	Jan		-2.4%	0.1%	--
	06:30	JP	Labor Cash Earnings YoY	Jan	0.8%	1.9%	4.8%	4.1%
	07:30	AU	Exports MoM	Jan	1.4%	--	-1%	-0.4%
	07:30	AU	Imports MoM	Jan	5%	--	1%	0.6%
	07:30	AU	Trade Balance	Jan	A\$11688m	A\$12500m	A\$12237m	A\$12985m
	10:30	AU	RBA Cash Rate Target	7-Mar	3.6%	3.6%	3.35%	--
	11:30	CN	Exports YTD YoY	Feb	-6.8%	-9.4%	-9.9%	--
	11:30	CN	Imports YTD YoY	Feb	-10.2%	-5.5%	-7.5%	--
	11:30	CN	Trade Balance YTD	Feb	\$116.88b	\$81.80b	\$78b	--
	13:45	CH	Unemployment Rate	Feb	2.1%	2.1%	2.2%	--
	13:45	CH	Unemployment Rate SA	Feb	1.9%	1.9%	1.9%	--
	14:00	DE	Factory Orders MoM	Jan	1%	-0.9%	3.2%	3.4%
	14:00	DE	Factory Orders WDA YoY	Jan		--	-10.1%	--
	16:00	EZ	ECB Consumer Expectations Survey					
	22:00	US	Wholesale Trade Sales MoM	Jan	1%	-0.3%	0.0%	-0.2%
	22:00	US	Wholesale Inventories MoM	Jan F	-0.4%	-0.4%	0.1%	--
	22:00	US	Powell Appears Before Senate Banking Panel					
<b>Wed/08-Mar-23</b>	04:55	AU	RBA's Lowe-Speech					
	06:50	JP	BoP Current Account Balance	Jan	¥-1976.6b	¥-756.5b	¥33.4b	--
	06:50	JP	BoP Current Account Adjusted	Jan	¥21630b	¥853.4b	¥1182.1b	¥11839b
	06:50	JP	Trade Balance BoP Basis	Jan		-¥2918.0b	¥1225.6b	--
	12:00	JP	Eco Watchers Survey Current SA	Feb	52	49.1	48.5	--
	12:00	JP	Leading Index CI	Jan P	96.5	96.9	97.2	96.9
	12:00	JP	Coincident Index	Jan P	96.1	96.4	99.1	--
	12:00	JP	Eco Watchers Survey Outlook SA	Feb	52	49.8	49.3	--
	14:00	DE	Retail Sales MoM	Jan	-0.3%	2%	-5.3%	--
	14:00	DE	Retail Sales NSA YoY	Jan	-6.9%	-6.1%	-6.4%	--
	14:00	DE	Industrial Production SA MoM	Jan	3.5%	1.4%	-3.1%	-2.4%
	14:00	DE	Industrial Production WDA YoY	Jan		--	-3.9%	--
	16:30	GB	BOE's Swati Dhingra speaks					
	17:00	EZ	ECB's Lagarde Speaks					
	17:00	EZ	GDP SA QoQ	4Q F	0.0	0.0%	0.1%	0.4%
	17:00	EZ	GDP SA YoY	4Q F	1.8%	1.9%	1.9%	2.4%
	17:00	EZ	Employment QoQ	4Q F	0.3%	0.4%	0.3%	--
	17:00	EZ	Employment YoY	4Q F	1.5%	1.5%	1.8%	--
	17:00	EZ	ECB's Lagarde Speaks					
	20:15	US	ADP Employment Change	Feb	242k	200k	106k	119k
	20:30	US	Trade Balance	Jan	\$-68.3b	\$-68.9b	\$-67.4b	\$-67.2b
	22:00	CA	Bank of Canada Rate Decision	8-Mar	4.5%	4.5%	4.50%	--
	22:00	US	Powell Appears Before House Financial Service Committee					
	22:30	US	DOE U.S. Crude Oil Inventories	3-Mar	-1694k	395k	1166k	1165k
	22:30	US	DOE Cushing OK Crude Inventory	3-Mar	-89k	--	307k	--

	22:30	US	DOE U.S. Gasoline Inventories	3-Mar	1134k	-1863k	-874k	--
	22:30	US	DOE U.S. Distillate Inventory	3-Mar	138k	-1038k	179k	--
	22:30	US	DOE U.S. Refinery Utilization	3-Mar	0.2%	-0.3%	-0.1%	--
<b>Thu/09-Mar-23</b>	06:50	JP	GDP Annualized SA QoQ	4Q F	0.1%	0.6%	0.6%	-1.1%
	06:50	JP	GDP SA QoQ	4Q F	0.0%	0.2%	0.2%	-0.3%
	06:50	JP	GDP Nominal SA QoQ	4Q F		1.3%	1.3%	--
	06:50	JP	GDP Deflator YoY	4Q F	0.1%	0.8%	-1.1%	--
	06:50	JP	GDP Private Consumption QoQ	4Q F	0.3%	0.5%	0.0%	--
	06:50	JP	GDP Business Spending QoQ	4Q F		-0.5%	-0.5%	--
	06:50	JP	Inventory Contribution % GDP	4Q F		-0.4%	-0.5%	--
	06:50	JP	Net Exports Contribution % GDP	4Q F		0.3%	0.3%	--
	08:30	CN	CPI YoY	Feb	1%	1.9%	2.1%	--
	08:30	CN	PPI YoY	Feb	-1.4%	-1.3%	-0.8%	--
	13:00	JP	Machine Tool Orders YoY	Feb P	-10.7%	--	-9.7%	--
	19:00	GB	BOE official Sarah Breeden speaks					
	20:30	US	Initial Jobless Claims	4-Mar	211k	195k	190k	--
	20:30	US	Continuing Claims	25-Feb	1918k	1659k	1655k	1649k
	22:00	US	Fed's Barr Speaks on Crypto					
<b>Fri/10-Mar-23</b>	00:00	US	Household Change in Net Worth	4Q		--	-\$392b	--
	01:45	CA	Bank of Canada Speech: Carolyn Rogers, Senior Deputy Governor					
	04:30	NZ	BusinessNZ Manufacturing PMI	Feb	52	--	50.8	--
	04:45	NZ	Mfg Activity SA QoQ	4Q		--	5.1%	--
	04:45	NZ	Mfg Activity Volume QoQ	4Q	-4.7%	--	3.1%	--
	06:30	JP	Household Spending YoY	Jan	-0.3%	-0.1%	-1.3%	--
	06:50	JP	PPI YoY	Feb	8.2%	8.4%	9.5%	--
	06:50	JP	PPI MoM	Feb	-0.4%	-0.3%	0.0%	--
	10:00	JP	BOJ Policy Balance Rate	10-Mar	-0.10%	--	-0.10%	--
	10:00	JP	BOJ 10-Yr Yield Target	10-Mar	0.00%	--	0.00%	--
	14:00	DE	CPI MoM	Feb F	0.8%	0.8%	1%	--
	14:00	DE	CPI YoY	Feb F	8.7%	8.7%	8.7%	--
	14:00	DE	CPI EU Harmonized MoM	Feb F	1%	1%	0.5%	--
	14:00	DE	CPI EU Harmonized YoY	Feb F	9.3%	9.3%	9.2%	--
	14:00	GB	Monthly GDP (MoM)	Jan	0.3%	0.1%	-0.5%	--
	14:00	GB	Monthly GDP (3M/3M)	Jan	0.0%	0.0%	0.0%	--
	14:00	GB	Industrial Production MoM	Jan	-0.3%	-0.1%	0.3%	--
	14:00	GB	Industrial Production YoY	Jan	-4.3%	-4%	-4%	--
	14:00	GB	Manufacturing Production MoM	Jan	-0.4%	-0.1%	0.0%	--
	14:00	GB	Manufacturing Production YoY	Jan	-5.2%	-5%	-5.7%	--
	14:00	GB	Index of Services MoM	Jan		--	-0.8%	--
	14:00	GB	Index of Services 3M/3M	Jan	0.0%	0.0%	0.0%	--
	14:00	GB	Construction Output MoM	Jan	-1.7%	-0.1%	-0.5%	--
	14:00	GB	Construction Output YoY	Jan	0.6%	2.4%	3.7%	--
	14:00	GB	Visible Trade Balance GBP/Mn	Jan	£-17855m	£-17750m	£19271m	--
	14:00	GB	Trade Balance GBP/Mn	Jan	£-5861m	--	£-7150m	--
	14:00	GB	Visible Trade Balance Ex Precious Metals	Jan		--	£23557m	--
	14:00	GB	Trade Balance Ex Precious Metals	Jan		--	£11436m	--
	20:30	CA	Net Change in Employment	Feb	21.8k	10k	150.0k	--
	20:30	CA	Full Time Employment Change	Feb	31.1k	--	121.1k	--
	20:30	CA	Part Time Employment Change	Feb	-9.3k	--	28.9k	--
	20:30	CA	Unemployment Rate	Feb	5%	5.1%	5%	--
	20:30	CA	Participation Rate	Feb	65.7%	--	65.7%	--
	20:30	CA	Hourly Wage Rate Permanent Employees YoY	Feb	5.4%	--	4.5%	--
	20:30	CA	Capacity Utilization Rate	4Q	81.7%	--	82.6%	82.2%
	20:30	US	Average Hourly Earnings YoY	Feb	4.6%	4.7%	4.4%	--
	20:30	US	Two-Month Payroll Net Revision	Feb		--	71k	--
	20:30	US	Change in Nonfarm Payrolls	Feb	311k	205k	517k	504k
	20:30	US	Change in Private Payrolls	Feb	265k	210k	443k	386k
	20:30	US	Change in Manufact. Payrolls	Feb	-4k	12k	19k	13k
	20:30	US	Unemployment Rate	Feb	3.6%	3.4%	3.4%	--
	20:30	US	Average Hourly Earnings MoM	Feb	0.2%	0.3%	0.3%	--
	20:30	US	Average Weekly Hours All Employees	Feb	34.5	34.6	34.7	34.6
	20:30	US	Labor Force Participation Rate	Feb	62.5%	--	62.4%	--
	20:30	US	Underemployment Rate	Feb	6.8%	--	6.6%	--
<b>Sat/11-Mar-23</b>	01:00	US	Baker Hughes U.S. Rig Count	10-Mar	746	--	749	--
	02:00	US	Monthly Budget Statement	Feb	-\$-262b	-\$-256	-\$-39b	--

DATE	WIB	CT Y	INDICATORS	PER	ACTUAL	FORECAST	PREV.	REV.
<b>Mon/13-Mar-23</b>	04:30	NZ	Performance Services Index	Feb		--	54.5	--
	06:50	JP	BSI Large Manufacturing QoQ	1Q		--	-3.6	--
	06:50	JP	BSI Large All Industry QoQ	1Q		--	0.7	--
<b>Tue/14-Mar-23</b>	01:05	GB	BOE's Dhingra speaks					
	06:30	AU	Westpac Consumer Conf SA MoM	Mar		--	-6.9%	--
	06:30	AU	Westpac Consumer Conf Index	Mar		--	78.5	--
	07:30	AU	NAB Business Confidence	Feb		--	6	--
	07:30	AU	NAB Business Conditions	Feb		--	18	--
	14:00	GB	Payrolled Employees Monthly Change	Feb		--	102k	--
	14:00	GB	Claimant Count Rate	Feb		--	3.9%	--
	14:00	GB	Jobless Claims Change	Feb		--	-12.9k	--
	14:00	GB	Average Weekly Earnings 3M/YoY	Jan		--	5.9%	--
	14:00	GB	Weekly Earnings ex Bonus 3M/YoY	Jan		6.6%	6.7%	--
	14:00	GB	ILO Unemployment Rate 3Mths	Jan		3.8%	3.7%	--
	14:00	GB	Employment Change 3M/3M	Jan		--	74k	--
	14:30	CH	Producer & Import Prices YoY	Feb		--	3.3%	--
	14:30	CH	Producer & Import Prices MoM	Feb		--	0.7%	--
	15:30	HK	PPI YoY	4Q		--	0.4%	--
	15:30	HK	Industrial Production YoY	4Q		--	-0.6%	--
	17:00	US	NFIB Small Business Optimism	Feb		--	90.3	--
	19:30	CA	Manufacturing Sales MoM	Jan		--	-1.5%	--
	19:30	US	CPI MoM	Feb		0.4%	0.5%	--
	19:30	US	CPI Ex Food and Energy MoM	Feb		0.4%	0.4%	--
	19:30	US	CPI YoY	Feb		6.0%	6.4%	--
	19:30	US	CPI Ex Food and Energy YoY	Feb		5.5%	5.6%	--
	19:30	US	CPI Index NSA	Feb		300.871	299.17	--
19:30	US	CPI Core Index SA	Feb		--	302.702	--	
19:30	US	Real Avg Hourly Earning YoY	Feb		--	-1.8%	--	
19:30	US	Real Avg Weekly Earnings YoY	Feb		--	-1.5%	--	
<b>Wed/15-Mar-23</b>	N/A	DE	Current Account Balance	Jan		--	24.3b	--
	N/A	GB	UK Chancellor Presents Spring Budget to Parliament					
	04:20	US	Fed's Bowman Speaks at Community Bankers Event in Hawaii					
	04:45	NZ	BoP Current Account Balance NZD	4Q		-8.250b	-10.205b	--
	04:45	NZ	Current Account GDP Ratio YTD	4Q		-8.3%	-7.9%	--
	06:50	JP	BOJ Minutes of Jan. Meeting					
	09:00	CN	Industrial Production YTD YoY	Feb		2.6%	3.6%	--
	09:00	CN	Retail Sales YTD YoY	Feb		3.5%	-0.2%	--
	09:00	CN	Surveyed Jobless Rate	Feb		5.3%	5.5%	--
	17:00	EZ	Industrial Production SA MoM	Jan		--	-1.1%	--
	17:00	EZ	Industrial Production WDA YoY	Jan		--	-1.7%	--
	19:15	CA	Housing Starts	Feb		--	215.4k	--
	19:30	GB	UK Chancellor of the Exchequer Jeremy Hunt's annual budget					
	19:30	US	PPI Final Demand MoM	Feb		0.3%	0.7%	--
	19:30	US	PPI Ex Food and Energy MoM	Feb		0.4%	0.5%	--
	19:30	US	PPI Ex Food, Energy, Trade MoM	Feb		0.3%	0.6%	--
	19:30	US	PPI Final Demand YoY	Feb		5.4%	6%	--
	19:30	US	PPI Ex Food and Energy YoY	Feb		5.2%	5.4%	--
	19:30	US	PPI Ex Food, Energy, Trade YoY	Feb		--	4.5%	--
	19:30	US	Empire Manufacturing	Mar		-7.7	-5.8	--
	19:30	US	Retail Sales Advance MoM	Feb		0.2%	3%	--
	19:30	US	Retail Sales Ex Auto MoM	Feb		-0.1%	2.3%	--
	19:30	US	Retail Sales Ex Auto and Gas	Feb		--	2.6%	--
19:30	US	Retail Sales Control Group	Feb		-0.3%	1.7%	--	
20:00	CA	Existing Home Sales MoM	Feb		--	-3%	--	
21:00	US	Business Inventories	Jan		0.0%	0.3%	--	
21:30	US	DOE U.S. Crude Oil Inventories	10-Mar		--	-1694k	--	
21:30	US	DOE Cushing OK Crude Inventory	10-Mar		--	-890k	--	
21:30	US	DOE U.S. Gasoline Inventories	10-Mar		--	-1134k	--	
21:30	US	DOE U.S. Distillate Inventory	10-Mar		--	138k	--	
21:30	US	DOE U.S. Refinery Utilization	10-Mar		--	0.2%	--	
<b>Thu/16-Mar-23</b>	04:45	NZ	GDP SA QoQ	4Q		-0.2%	2%	--
	04:45	NZ	GDP YoY	4Q		3.3%	6.4%	--
	06:50	JP	Imports YoY	Feb		12.4%	17.8%	--
	06:50	JP	Trade Balance	Feb		-¥1132.8b	¥3496.6b	--
	06:50	JP	Trade Balance Adjusted	Feb		-¥1427.2b	¥1821.3b	--

	06:50	JP	Exports YoY	Feb		7%	3.5%	--
	06:50	JP	Core Machine Orders MoM	Jan		1.6%	1.6%	--
	06:50	JP	Core Machine Orders YoY	Jan		-3.4%	-6.6%	--
	07:00	AU	Consumer Inflation Expectation	Mar		--	5.1%	--
	07:30	AU	Employment Change	Feb		50.0k	-11.5k	--
	07:30	AU	Unemployment Rate	Feb		3.6%	3.7%	--
	07:30	AU	Full Time Employment Change	Feb		--	-43.3k	--
	07:30	AU	Part Time Employment Change	Feb		--	31.8k	--
	07:30	AU	Participation Rate	Feb		66.6%	66.5%	--
	11:30	JP	Industrial Production MoM	Jan F		--	-4.6%	--
	11:30	JP	Industrial Production YoY	Jan F		--	-2.3%	--
	15:00	CH	SECO March Economic Forecasts					
	15:30	HK	Unemployment Rate SA	Feb		--	3.4%	--
	18:00	GB	UK OBR briefs on budget					
	19:30	CA	Wholesale Trade Sales MoM	Jan		--	-0.8%	--
	19:30	US	Initial Jobless Claims	11-Mar		--	211k	--
	19:30	US	Import Price Index MoM	Feb		-0.2%	-0.2%	--
	19:30	US	Import Price Index ex Petroleum MoM	Feb		--	0.2%	--
	19:30	US	Import Price Index YoY	Feb		--	0.8%	--
	19:30	US	Export Price Index MoM	Feb		-0.3%	0.8%	--
	19:30	US	Continuing Claims	4-Mar		--	1718k	--
	19:30	US	Export Price Index YoY	Feb		--	2.3%	--
	19:30	US	Housing Starts	Feb		1310k	1309k	--
	19:30	US	Building Permits	Feb		1350k	1339k	--
	19:30	US	Housing Starts MoM	Feb		0.1%	-4.5%	--
	19:30	US	Building Permits MoM	Feb		0.8%	0.1%	--
	19:30	US	Philadelphia Fed Business Outlook	Mar		-14.8	-24.3	--
	20:15	EZ	ECB Main Refinancing Rate	16-Mar		3.5%	3.00%	--
	20:15	EZ	ECB Marginal Lending Facility	16-Mar		--	3.25%	--
	20:15	EZ	ECB Deposit Facility Rate	16-Mar		3%	2.50%	--
	20:45	EZ	ECB President Christine Lagarde Holds Press Conference					
<b>Fri/17-Mar-23</b>	N/A	EZ	OECD Publishes Interim Economic Outlook					
	16:30	GB	BOE releases Ipsos inflation attitudes survey					
	16:30	GB	BoE/Ipsos Inflation Next 12 Mths	Feb		--	4.8%	--
	17:00	EZ	Labour Costs YoY	4Q		--	2.9%	--
	17:00	EZ	CPI MoM	Feb F		--	0.8%	--
	17:00	EZ	CPI YoY	Feb F		--	8.6%	--
	17:00	EZ	CPI Core YoY	Feb F		--	5.6%	--
	19:30	CA	Industrial Product Price MoM	Feb		--	0.4%	--
	20:15	US	Industrial Production MoM	Feb		0.5%	0.0%	--
	20:15	US	Manufacturing (SIC) Production	Feb		--	1%	--
	21:00	US	U. of Mich. Sentiment	Mar P		67	67	--
	21:00	US	U. of Mich. Current Conditions	Mar P		--	70.7	--
	21:00	US	U. of Mich. Expectations	Mar P		--	64.7	--
	21:00	US	U. of Mich. 1 Yr Inflation	Mar P		--	4.1%	--
	21:00	US	U. of Mich. 5-10 Yr Inflation	Mar P		--	2.9%	--
<b>Sat/18-Mar-23</b>	00:00	US	Baker Hughes U.S. Rig Count	17-Mar		--	--	--



### EUR/USD

Interest Rate: 3.00% (EU)/ 4.50%- 4.75% (US)



RESISTANCE	1.08261	
	1.07629	
	1.07006	
SUPPORT	1.05751	
	1.05119	
	1.04496	
SUGGESTION	BUY	---
	SELL	1.0660
	S/L	1.0720
	T/P:	1.0580 1.0530

DATE	OPEN	HIGH	LOW	RANGE	CLOSE	CHANGE	PREVIOUS
Mar 10	1.05817	1.06998	1.05743	125,5	1.06382	↑ 57,0	1.05812

WEEKLY		MARCH		2023	
HIGH	LOW	HIGH	LOW	HIGH	LOW
1.06998 (10/Mar)	1.05236 (08/Mar)	1.06998 (10/Mar)	1.05236 (08/Mar)	1.10322 (02/Feb)	1.04824 (06/Jan)

*price & chart based on Valbury MT4 Platform*

### USDJPY

Interest Rate: 4.50%- 4.75% (US)/-0.10%(JP)



RESISTANCE	139.397	
	138.192	
	136.516	
SUPPORT	133.635	
	132.430	
	130.754	
SUGGESTION	BUY	---
	SELL	135.10
	S/L	136.50
	T/P:	133.65 132.45

DATE	OPEN	HIGH	LOW	RANGE	CLOSE	CHANGE	PREVIOUS
Mar 10	136.152	136.986	134.105	288,1	134.841	↓ 130,6	136.147

WEEKLY		MARCH		2023	
HIGH	LOW	HIGH	LOW	HIGH	LOW
137.905 (08/Mar)	134.105 (10/Mar)	137.905 (08/Mar)	134.105 (10/Mar)	137.905 (08/Mar)	127.217 (16/Jan)

### GBP/USD

Interest Rate: 4.00% (GB)/4.50%- 4.75% (US)



RESISTANCE	1.23276	
	1.22202	
	1.21217	
SUPPORT	1.19158	
	1.18084	
	1.17099	
SUGGESTION	BUY	1.1990
	SELL	---
	S/L	1.1915
	T/P:	1.2160 1.2220

DATE	OPEN	HIGH	LOW	RANGE	CLOSE	CHANGE	PREVIOUS
Mar 10	1.19221	1.21127	1.19068	205,9	1.20233	↑ 101,3	1.19220

WEEKLY		MARCH		2023	
HIGH	LOW	HIGH	LOW	HIGH	LOW
1.21127 (10/Mar)	1.18021 (08/Mar)	1.21127 (10/Mar)	1.18021 (08/Mar)	1.24469 (23/Jan)	1.18021 (08/Mar)

All price & chart based on Valbury MT4 Platform

### USD/CHF

Interest Rate: 4.50%- 4.75% (US)/ 1.00% (CH)



RESISTANCE	0.94643	
	0.93983	
	0.93057	
SUPPORT	0.91471	
	0.90811	
	0.89885	
SUGGESTION	BUY	---
	SELL	0.9335
	S/L	0.9395
	T/P:	0.9250 0.9200

DATE	OPEN	HIGH	LOW	RANGE	CLOSE	CHANGE	PREVIOUS
Mar 10	0.93261	0.93323	0.91737	158,6	0.92131	↓ 110,9	0.93240

WEEKLY		MARCH		2023	
HIGH	LOW	HIGH	LOW	HIGH	LOW
0.94377 (08/Mar)	0.91737 (10/Mar)	0.94377 (08/Mar)	0.91737 (10/Mar)	0.94377 (08/Mar)	0.90584 (02/Feb)

### AUD/USD

Interest Rate: 3.60% (AU)/4.50%- 4.75% (US)



RESISTANCE	0.66986	
	0.66689	
	0.66226	
SUPPORT	0.65466	
	0.65169	
	0.64706	
SUGGESTION	BUY	---
	SELL	0.6585
	S/L	0.6620
	T/P:	0.6545 0.6515

DATE	OPEN	HIGH	LOW	RANGE	CLOSE	CHANGE	PREVIOUS
Mar 10	0.65878	0.66393	0.65633	76,0	0.65762	↓ 11,7	0.65879

WEEKLY		MARCH		2023	
HIGH	LOW	HIGH	LOW	HIGH	LOW
0.67686 (06/Mar)	0.65633 (10/Mar)	0.67828 (01/Mar)	0.65633 (10/Mar)	0.71568 (02/Feb)	0.65633 (10/Mar)

All price & chart based on Valbury MT4 Platform

### NZD/USD

Interest Rate: 4.75% (NZ)/4.50%- 4.75% (US)



RESISTANCE	0.62595	
	0.62177	
	0.61745	
SUPPORT	0.60895	
	0.60477	
	0.60045	
SUGGESTION	BUY	---
	SELL	0.6135
	S/L	0.6175
	T/P:	0.6090 0.6050

DATE	OPEN	HIGH	LOW	RANGE	CLOSE	CHANGE	PREVIOUS
Mar 10	0.60949	0.61760	0.60910	85,0	0.61312	↑ 36,4	0.60948

WEEKLY		MARCH		2023	
HIGH	LOW	HIGH	LOW	HIGH	LOW
0.62244 (06/Mar)	0.60837 (08/Mar)	0.62748 (01/Mar)	0.60837 (08/Mar)	0.65372 (02/Feb)	0.60837 (08/Mar)



### USD/CAD

Interest Rate: 4.50%- 4.75% (US) / 4.50%(CA)



RESISTANCE	1.39742	
	1.39175	
	1.38738	
SUPPORT	1.37734	
	1.37167	
	1.36730	
SUGGESTION	BUY	1.3825
	SELL	---
	S/L	1.3770
	T/P:	1.3875 1.3915

DATE	OPEN	HIGH	LOW	RANGE	CLOSE	CHANGE	PREVIOUS
Mar 10	1.38286	1.38608	1.37604	100,4	1.38301	↑ 4,7	1.38254

WEEKLY		MARCH		2023	
HIGH	LOW	HIGH	LOW	HIGH	LOW
1.38608 (10/Mar)	1.35810 (06/Mar)	1.38608 (10/Mar)	1.35541 (03/Mar)	1.38608 (10/Mar)	1.32610 (02/Feb)

All price & chart based on Valbury MT4 Platform

### EURJPY

Interest Rate: 3.00%(EU) / -0.10% (JP)



RESISTANCE	146.352	
	145.726	
	144.592	
SUPPORT	142.832	
	142.206	
	141.072	
SUGGESTION	BUY	---
	SELL	143.70
	S/L	144.60
	T/P:	142.80 142.20

DATE	OPEN	HIGH	LOW	RANGE	CLOSE	CHANGE	PREVIOUS
Mar 10	144.057	145.101	143.341	176,0	143.457	↓ 59,4	144.051

WEEKLY		MARCH		2023	
HIGH	LOW	HIGH	LOW	HIGH	LOW
145.433 (07/Mar)	143.341 (10/Mar)	145.559 (02/Mar)	143.341 (10/Mar)	145.559 (02/Mar)	137.377 (03/Jan)

### GOLD (XAU/USD)



RESISTANCE	1926.14	
	1898.03	
	1883.84	
SUPPORT	1841.54	
	1813.43	
	1799.24	
SUGGESTION	BUY	1862.00
	SELL	---
	S/L	1841.00
	T/P:	1883.00 1898.00

DATE	OPEN	HIGH	LOW	RANGE	CLOSE	CHANGE	PREVIOUS
Mar 10	1831.13	1869.93	1827.63	42.30	1869.64	↑ 38.96	1830.68

WEEKLY		MARCH		2023	
HIGH	LOW	HIGH	LOW	HIGH	LOW
1869.93 (10/Mar)	1809.25 (08/Mar)	1869.93 (10/Mar)	1809.25 (08/Mar)	1959.62 (02/Feb)	1804.59 (28/Feb)

All price & chart based on Valbury MT4 Platform

### SILVER – XAG/USD



RESISTANCE	21.784	
	21.276	
	20.893	
SUPPORT	20.002	
	19.494	
	19.111	
SUGGESTION	BUY	20.45
	SELL	---
	S/L	20.00
	T/P:	20.90 21.25

DATE	OPEN	HIGH	LOW	RANGE	CLOSE	CHANGE	PREVIOUS
Mar 10	20.078	20.769	19.878	0.891	20.509	↑ 0.459	20.050

WEEKLY		MARCH		2023	
HIGH	LOW	HIGH	LOW	HIGH	LOW
21.282 (06/Mar)	19.878 (10/Mar)	21.282 (06/Mar)	19.878 (10/Mar)	24.611 (02/Feb)	19.878 (10/Mar)

**OIL WTI – CL-APR/USD**  
(Exp. 17 March 2023)



DATE	OPEN	HIGH	LOW	RANGE	CLOSE	CHANGE	PREVIOUS
Mar 10	75.64	77.12	74.79	2.33	76.65	↑ 1.03	75.62

WEEKLY		MARCH		2023	
HIGH	LOW	HIGH	LOW	HIGH	LOW
80.94 (07/Mar)	74.79 (10/Mar)	80.94 (07/Mar)	74.79 (10/Mar)	82.67 (18/Jan)	72.27 (06/Feb)

*All price & chart based on Valbury MT4 Platform*

PT. Valbury Asia Futures

## Disclaimer

All contents of this report have been prepared by the Research Dept. of Valbury Asia Futures and are provided solely for informational purpose. We have taken reasonable measures to ensure the accuracy of the report, however, do not guarantee its accuracy and will not accept liability for any consequential loss or damage which may arise directly or indirectly from any use of the report.

Published by RESEARCH DEPARTMENT – PT VALBURY ASIA FUTURES  
Menara Karya 9th Floor, Jl. HR Rasuna Said Blok X-5 Kav. 1-2 Jakarta 12950 Indonesia  
Phone : +6221-25533777, Email: [research@valbury.com](mailto:research@valbury.com)