








Daily Outlook

GLOBAL MARKETS & ECONOMIES | WEEKLY ECONOMIC INDICATORS | CURRENCIES | PRECIOUS METAL | OIL |

Counter	News	Trend	Support	Resistance
 EURUSD	EURUSD – Harga naik setelah USD ditutup melemah ke level terendah hampir sembilan bulan terhadap euro pada hari Kamis setelah data menunjukkan inflasi AS mereda, mendorong taruhan bahwa Federal Reserve akan kurang agresif dengan kenaikan suku bunga ke depan. Resistance di 1.0899, support di 1.0763	↑	1.0763	1.0899
 USDJPY	USDJPY – Harga yen menguat karena USD jatuh setelah data menunjukkan inflasi AS mereda yang mendorong taruhan bahwa Federal Reserve akan kurang agresif dengan kenaikan suku bunga ke depannya dan di tengah laporan bahwa Bank of Japan dapat mengambil langkah lebih lanjut untuk mengatasi efek samping dari pelonggaran moneter. Resistance 131.49, support 127.96	↓	127.96	131.49
 USDCHF	USDCHF – Harga turun karena melemahnya USD terhadap sejumlah mata uang utama setelah data menunjukkan inflasi AS mereda, mendorong taruhan bahwa Federal Reserve akan kurang agresif dengan kenaikan suku bunga ke depan. Resistance utama 0.9338, support 0.9232	↓	0.9232	0.9338
 GBPUSD	GBPUSD – Harga naik karena melemahnya USD terhadap sejumlah mata uang utama setelah data menunjukkan inflasi AS mereda, mendorong taruhan bahwa Federal Reserve akan kurang agresif dengan kenaikan suku bunga ke depan. Resistance utama 1.2274, support 1.2116	↑	1.2116	1.2274
 AUDUSD	AUDUSD – Harga naik karena USD jatuh setelah data menunjukkan inflasi AS mereda yang mendorong taruhan bahwa Federal Reserve akan kurang agresif dengan kenaikan suku bunga ke depannya, harga turut di dukung oleh China yang memulai kembali impor batubara dari Australia. Resistance 0.7006, support 0.6896	↑	0.6896	0.7006
 XAUUSD	XAUUSD – Harga emas naik lebih dari 1%, berada di dekat level \$1.900 per ons pada hari Kamis setelah data menunjukkan tanda-tanda penurunan inflasi di AS yang mendorong taruhan untuk kenaikan suku bunga yang lebih lambat oleh Federal Reserve. Resistance 1907.30, support 1880.05	↑	1880.05	1907.30
 CLc1 (WTI)	Oil – Harga minyak naik sekitar \$1 per barel pada hari Kamis didukung oleh data yang menunjukkan indeks harga konsumen AS secara tak terduga turun pada bulan Desember dan optimisme atas prospek permintaan dari China. Resistance 79.25, support 77.21	↑	77.21	79.25

ECONOMIC INDICATORS

DATE	WIB	CT Y	INDICATORS	PER	ACTUAL	FORECAST	PREV.	REV.
Mon/09-Jan-23	All	JP	Bank Holiday (Respect for Aged Day)					
	13:45	CH	Unemployment Rate	Dec	2.1%	2%	2%	--
	13:45	CH	Unemployment Rate SA	Dec	1.9%	2.1%	2%	--
	14:00	DE	Industrial Production SA MoM	Nov	0.2%	0.1%	-0.1%	-0.4%
	14:00	DE	Industrial Production WDA YoY	Nov		--	0.0%	--
	16:30	EZ	Sentix Investor Confidence	Jan	-17.5	-18	-21	--
	17:00	EZ	Unemployment Rate	Nov	6.5%	6.5%	6.5%	--
	20:30	CA	Building Permits MoM	Nov	14.1%	-0.1%	-1.4%	-5.3%
Tue/10-Jan-23	00:30	US	Fed's Bostic Takes Part in Moderated Discussion					
	03:00	US	Consumer Credit	Nov	\$27.96b	\$25b	\$27.078b	\$29.12b
	06:30	JP	Tokyo CPI YoY	Dec	4%	4%	3.8%	--
	06:30	JP	Tokyo CPI Ex-Fresh Food YoY	Dec	4%	3.8%	3.6%	--
	06:30	JP	Tokyo CPI Ex-Fresh Food, Energy YoY	Dec	1.3%	2.7%	1.2%	--
	18:00	US	NFIB Small Business Optimism	Dec	89.8	91.5	91.9	--
	21:00	US	Powell Discusses Central Bank Independence at Riksbank Event					
	22:00	US	Wholesale Trade Sales MoM	Nov	-0.6%	0.5%	0.4%	--
	22:00	US	Wholesale Inventories MoM	Nov F	1%	1%	0.5%	--
Wed/11-Jan-23	07:00	NZ	ANZ Commodity Price MoM	Dec	-0.1%	--	-3.9%	-4%
	07:30	AU	Retail Sales MoM	Nov	1.4%	0.6%	-0.2%	0.4%
	07:30	AU	CPI YoY	Nov	7.3%	7.3%	6.9%	--
	07:30	AU	CPI Trimmed Mean YoY	Nov		5.5%	5.3%	--
	12:00	JP	Leading Index Cl	Nov P	97.6	97.6	98.6	--
	12:00	JP	Coincident Index	Nov P	99.1	99.1	99.6	--
	15:35	EZ	ECB's Holzmann Speaks					
	16:40	EZ	ECB's Vujcic Speaks					
	22:30	US	DOE U.S. Crude Oil Inventories	6-Jan	18962k	-2243k	1694k	--
	22:30	US	DOE Cushing OK Crude Inventory	6-Jan	2511k	--	244k	--
	22:30	US	DOE U.S. Gasoline Inventories	6-Jan	4114k	1186k	-346k	--
	22:30	US	DOE U.S. Distillate Inventory	6-Jan	-1069k	-472k	-1427k	--
	22:30	US	DOE U.S. Refinery Utilization	6-Jan	4.5%	6.1%	-12.4%	--
Thu/12-Jan-23	06:50	JP	BoP Current Account Balance	Nov	¥1803.6b	¥471.1b	¥-64.1b	--
	06:50	JP	BoP Current Account Adjusted	Nov	¥1.92b	¥65.0b	¥-609.4b	¥-61b
	06:50	JP	Trade Balance BoP Basis	Nov		-¥1674.0b	¥1875.4b	--
	07:30	AU	Exports MoM	Nov	-0.4%	--	-1%	-1.2%
	07:30	AU	Imports MoM	Nov	-1.5%	--	-1%	-2%
	07:30	AU	Trade Balance	Nov	A\$13201m	A\$10500m	A\$12217m	--
	08:30	CN	PPI YoY	Dec	-0.7%	-0.1%	-1.3%	--
	08:30	CN	CPI YoY	Dec	1.8%	1.8%	1.6%	--
	12:00	JP	Eco Watchers Survey Current SA	Dec	47.9	47.6	48.1	--
	12:00	JP	Eco Watchers Survey Outlook SA	Dec	47	45	45.1	--
	16:00	EZ	ECB Publishes Economic Bulletin					
	16:00	EZ	ECB Consumer Expectations Survey (November)					
	19:30	US	Fed's Harker Discusses the Economic Outlook					
	20:30	US	CPI MoM	Dec	-0.1%	0.0%	0.1%	--
	20:30	US	CPI Ex Food and Energy MoM	Dec	0.3%	0.3%	0.2%	--
	20:30	US	CPI YoY	Dec	6.5%	6.5%	7.1%	--
	20:30	US	CPI Ex Food and Energy YoY	Dec	5.7%	5.7%	6%	--
	20:30	US	CPI Index NSA	Dec	296.797	296.701	297.711	--
	20:30	US	Initial Jobless Claims	7-Jan	205k	215k	204k	206k
	20:30	US	CPI Core Index SA	Dec	300.97	--	300.066	--
	20:30	US	Continuing Claims	31-Dec	1634k	1705k	1694k	1697k
	20:30	US	Real Avg Hourly Earning YoY	Dec		--	-1.9%	--
	20:30	US	Real Avg Weekly Earnings YoY	Dec		--	-3%	--
	20:50	DE	Current Account Balance	Nov	€16.9b	--	€5.9b	€5.7b
	23:30	US	Fed's Bullard Discusses the US Economy and Monetary Policy					
13-Jan - 17-Jan	N/A	GB	PPI Output NSA MoM	Nov		0.3%	0.9%	--
13-Jan - 17-Jan	N/A	GB	PPI Output NSA YoY	Nov		16.4%	17.2%	--
13-Jan - 17-Jan	N/A	GB	PPI Input NSA MoM	Nov		0.2%	0.8%	--
13-Jan - 17-Jan	N/A	GB	PPI Input NSA YoY	Nov		18%	17.2%	--
Fri/13-Jan-23	N/A	CN	Trade Balance	Dec		\$74.6b	\$69.84b	--
	N/A	CN	Exports YoY	Dec		-12%	-8.7%	--
	N/A	CN	Imports YoY	Dec		-9.8%	-10.6%	--

	N/A	CN	Exports YoY CNY	Dec		--	0.9%	--
	N/A	CN	Imports YoY CNY	Dec		--	-1.1%	--
	N/A	CN	Trade Balance CNY	Dec		--	494.33b	--
	02:00	US	Monthly Budget Statement	Dec		--	-\$248.5b	--
	14:00	GB	Monthly GDP (MoM)	Nov		--	0.5%	--
	14:00	GB	Monthly GDP (3M/3M)	Nov		--	-0.3%	--
	14:00	GB	Industrial Production MoM	Nov		--	0.0%	--
	14:00	GB	Industrial Production YoY	Nov		--	-2.4%	--
	14:00	GB	Manufacturing Production MoM	Nov		--	0.7%	--
	14:00	GB	Manufacturing Production YoY	Nov		--	-4.6%	--
	14:00	GB	Index of Services MoM	Nov		--	0.6%	--
	14:00	GB	Index of Services 3M/3M	Nov		--	-0.1%	--
	14:00	GB	Construction Output MoM	Nov		--	0.8%	--
	14:00	GB	Construction Output YoY	Nov		--	7.40%	--
	14:00	GB	Visible Trade Balance GBP/Mn	Nov		--	£14476m	--
	14:00	GB	Trade Balance GBP/Mn	Nov		--	-£1785m	--
	14:00	GB	Visible Trade Balance Ex Precious Metals	Nov		--	£19699m	--
	14:00	GB	Trade Balance Ex Precious Metals	Nov		--	-£7008m	--
	16:00	DE	GDP NSA YoY	2022		--	2.6%	--
	17:00	EZ	Industrial Production SA MoM	Nov		0.5%	-2%	--
	17:00	EZ	Industrial Production WDA YoY	Nov		1.7%	3.4%	--
	17:00	EZ	Trade Balance SA	Nov		--	-28.3b	--
	17:00	EZ	Trade Balance NSA	Nov		--	-26.5b	--
	20:30	US	Import Price Index YoY	Dec		--	2.7%	--
	20:30	US	Export Price Index MoM	Dec		-0.7%	-0.3%	--
	20:30	US	Export Price Index YoY	Dec		--	6.3%	--
	20:30	US	Import Price Index MoM	Dec		-0.9%	-0.6%	--
	20:30	US	Import Price Index ex Petroleum MoM	Dec		--	-0.3%	--
	21:00	CA	Existing Home Sales MoM	Dec		--	-3.3%	--
	22:00	US	U. of Mich. Sentiment	Jan P		60.5	59.7	--
	22:00	US	U. of Mich. Current Conditions	Jan P		--	59.4	--
	22:00	US	U. of Mich. Expectations	Jan P		--	59.9	--
	22:00	US	U. of Mich. 1 Yr Inflation	Jan P		--	4.4%	--
	22:00	US	U. of Mich. 5-10 Yr Inflation	Jan P		--	2.9%	--
Sat/14-Jan-23	01:00	US	Baker Hughes U.S. Rig Count	13-Jan		--	--	--

PT. Valbury Asia Futures

EUR/USD

Interest Rate: 2.50% (EU) / 4.25% - 4.50% (US)



RESISTANCE	1.10354	
	1.09507	
	1.08993	
SUPPORT	1.07632	
	1.06785	
	1.06271	
SUGGESTION	BUY	1.0820
	SELL	---
	S/L	1.0765
	T/P:	1.0910 1.0950

DATE	OPEN	HIGH	LOW	RANGE	CLOSE	CHANGE	PREVIOUS
Jan 12	1.07534	1.08660	1.07299	136,1	1.08479	↑ 94,5	1.07534

WEEKLY		JANUARY		2023	
HIGH	LOW	HIGH	LOW	HIGH	LOW
1.08660 (12/Jan)	1.06386 (09/Jan)	1.08660 (12/Jan)	1.04824 (06/Jan)	1.08660 (12/Jan)	1.04824 (06/Jan)

All price & chart based on Valbury MT4 Platform

USDJPY

Interest Rate: 4.25% - 4.50% (US) / -0.10% (JP)



RESISTANCE	135.038	
	133.716	
	131.499	
SUPPORT	127.960	
	126.638	
	124.421	
SUGGESTION	BUY	---
	SELL	129.70
	S/L	131.50
	T/P:	127.95 126.60

DATE	OPEN	HIGH	LOW	RANGE	CLOSE	CHANGE	PREVIOUS
Jan 12	132.388	132.394	128.855	353,9	129.282	↓ 310,2	132.384

WEEKLY		JANUARY		2023	
HIGH	LOW	HIGH	LOW	HIGH	LOW
132.863 (11/Jan)	128.855 (12/Jan)	134.766 (06/Jan)	128.855 (12/Jan)	134.766 (06/Jan)	128.855 (12/Jan)

GBP/USD

Interest Rate: 3.50% (GB) / 4.25% - 4.50% (US)



RESISTANCE	1.24330	
	1.23394	
	1.22749	
SUPPORT	1.21168	
	1.20232	
	1.19587	
SUGGESTION	BUY	1.2180
	SELL	---
	S/L	1.2110
	T/P:	1.2290 1.2340

DATE	OPEN	HIGH	LOW	RANGE	CLOSE	CHANGE	PREVIOUS
Jan 12	1.21394	1.22458	1.20877	158,1	1.22104	↑ 71,5	1.21389

WEEKLY		JANUARY		2023	
HIGH	LOW	HIGH	LOW	HIGH	LOW
1.22458 (12/Jan)	1.20857 (09/Jan)	1.22458 (12/Jan)	1.18401 (06/Jan)	1.22458 (12/Jan)	1.18401 (06/Jan)

All price & chart based on Valbury MT4 Platform

USD/CHF

Interest Rate: 4.25% - 4.50% (US) / 1.00% (CH)



RESISTANCE	0.94442	
	0.94028	
	0.93385	
SUPPORT	0.92328	
	0.91914	
	0.91271	
SUGGESTION	BUY	---
	SELL	0.9295
	S/L	0.9345
	T/P:	0.9215 0.9175

DATE	OPEN	HIGH	LOW	RANGE	CLOSE	CHANGE	PREVIOUS
Jan 12	0.93070	0.93613	0.92556	105,7	0.92743	↓ 36,7	0.93110

WEEKLY		JANUARY		2023	
HIGH	LOW	HIGH	LOW	HIGH	LOW
0.93613 (12/Jan)	0.91660 (09/Jan)	0.94072 (06/Jan)	0.91660 (09/Jan)	0.94072 (06/Jan)	0.91660 (09/Jan)

AUD/USD

Interest Rate: 3.10% (AU) / 4.25% - 4.50% (US)



RESISTANCE	0.71162	
	0.70501	
	0.70063	
SUPPORT	0.68964	
	0.68303	
	0.67865	
SUGGESTION	BUY	0.6950
	SELL	---
	S/L	0.6895
	T/P:	0.7005 0.7050

DATE	OPEN	HIGH	LOW	RANGE	CLOSE	CHANGE	PREVIOUS
Jan 12	0.69030	0.69839	0.68740	109,9	0.69626	↑ 59,4	0.69032

WEEKLY		JANUARY		2023	
HIGH	LOW	HIGH	LOW	HIGH	LOW
0.69839 (12/Jan)	0.68589 (10/Jan)	0.69839 (12/Jan)	0.66870 (03/Jan)	0.69839 (12/Jan)	0.66870 (03/Jan)

All price & chart based on Valbury MT4 Platform

NZD/USD

Interest Rate: 4.25% (NZ) / 4.25% - 4.50% (US)



RESISTANCE	0.65451	
	0.64810	
	0.64338	
SUPPORT	0.63225	
	0.62584	
	0.62112	
SUGGESTION	BUY	0.6375
	SELL	---
	S/L	0.6320
	T/P:	0.6430 0.6480

DATE	OPEN	HIGH	LOW	RANGE	CLOSE	CHANGE	PREVIOUS
Jan 12	0.63618	0.64168	0.63055	111,3	0.63867	↑ 26,5	0.63602

WEEKLY		JANUARY		2023	
HIGH	LOW	HIGH	LOW	HIGH	LOW
0.64168 (12/Jan)	0.63055 (12/Jan)	0.64168 (12/Jan)	0.61903 (06/Jan)	0.64168 (12/Jan)	0.61903 (06/Jan)

USD/CAD

Interest Rate: 4.25% - 4.50% (US) / 4.25% (CA)



RESISTANCE	1.35487	
	1.35038	
	1.34342	
SUPPORT	1.33197	
	1.32748	
	1.32052	
SUGGESTION	BUY	---
	SELL	1.3375
	S/L	1.3435
	T/P:	1.3320 1.3275

DATE	OPEN	HIGH	LOW	RANGE	CLOSE	CHANGE	PREVIOUS
Jan 12	1.34194	1.34588	1.33443	114,5	1.33647	↓ 55,6	1.34203

WEEKLY		JANUARY		2023	
HIGH	LOW	HIGH	LOW	HIGH	LOW
1.34588 (12/Jan)	1.33443 (12/Jan)	1.36841 (03/Jan)	1.33443 (12/Jan)	1.36841 (03/Jan)	1.33443 (12/Jan)

All price & chart based on Valbury MT4 Platform

EURJPY

Interest Rate: 2.50% (EU) / -0.10% (JP)



RESISTANCE	144.224	
	143.331	
	141.787	
SUPPORT	139.350	
	138.457	
	136.913	
SUGGESTION	BUY	---
	SELL	140.55
	S/L	141.80
	T/P:	139.35 138.45

DATE	OPEN	HIGH	LOW	RANGE	CLOSE	CHANGE	PREVIOUS
Jan 12	142.348	142.438	140.001	243,7	140.243	↓ 211,8	142.361

WEEKLY		JANUARY		2023	
HIGH	LOW	HIGH	LOW	HIGH	LOW
142.844 (11/Jan)	140.001 (12/Jan)	142.844 (11/Jan)	137.377 (03/Jan)	142.844 (11/Jan)	137.377 (03/Jan)

GOLD (XAU/USD)



RESISTANCE	1934.55	
	1918.00	
	1907.30	
SUPPORT	1880.05	
	1863.50	
	1852.80	
SUGGESTION	BUY	1893.00
	SELL	---
	S/L	1880.00
	T/P:	1907.00 1918.00

DATE	OPEN	HIGH	LOW	RANGE	CLOSE	CHANGE	PREVIOUS
Jan 12	1874.55	1901.44	1874.19	27.25	1896.61	↑ 21.33	1875.28

WEEKLY		JANUARY		2023	
HIGH	LOW	HIGH	LOW	HIGH	LOW
1901.44 (12/Jan)	1866.13 (09/Jan)	1901.44 (12/Jan)	1823.61 (03/Jan)	1901.44 (12/Jan)	1823.61 (03/Jan)

All price & chart based on Valbury MT4 Platform

SILVER – XAG/USD



RESISTANCE	24.961	
	24.560	
	24.156	
SUPPORT	23.351	
	22.950	
	22.546	
SUGGESTION	BUY	23.75
	SELL	---
	S/L	23.35
	T/P:	24.15 24.55

DATE	OPEN	HIGH	LOW	RANGE	CLOSE	CHANGE	PREVIOUS
Jan 12	23.376	24.160	23.355	0.805	23.751	↑ 0.360	23.391

WEEKLY		JANUARY		2023	
HIGH	LOW	HIGH	LOW	HIGH	LOW
24.160 (12/Jan)	23.193 (11/Jan)	24.526 (03/Jan)	23.094 (05/Jan)	24.526 (03/Jan)	23.094 (05/Jan)

OIL WTI – CL-FEB/USD
(Exp. 18 January 2023)



DATE	OPEN	HIGH	LOW	RANGE	CLOSE	CHANGE	PREVIOUS
Jan 12	77.66	79.16	77.12	2.04	78.27	↑ 0.54	77.73

WEEKLY		JANUARY		2023	
HIGH	LOW	HIGH	LOW	HIGH	LOW
79.16 (12/Jan)	73.61 (09/Jan)	81.50 (03/Jan)	72.48 (05/Jan)	81.50 (03/Jan)	72.48 (05/Jan)

All price & chart based on Valbury MT4 Platform

PT. Valbury Asia Futures

Disclaimer

All contents of this report have been prepared by the Research Dept. of Valbury Asia Futures and are provided solely for informational purpose. We have taken reasonable measures to ensure the accuracy of the report, however, do not guarantee its accuracy and will not accept liability for any consequential loss or damage which may arise directly or indirectly from any use of the report.

Published by RESEARCH DEPARTMENT – PT VALBURY ASIA FUTURES
Menara Karya 9th Floor, Jl. HR Rasuna Said Blok X-5 Kav. 1-2 Jakarta 12950 Indonesia
Phone : +6221-25533777, Email: research@valbury.com