








Daily Outlook

GLOBAL MARKETS & ECONOMIES | WEEKLY ECONOMIC INDICATORS | CURRENCIES | PRECIOUS METAL | O I L |
“USD Mempertahankan Kenaikan Meskipun Data PPI AS Lebih Rendah Dari Perkiraan, Emas Kembali Naik Ke Level Tertinggi Baru”

Counter	News	Trend	Support	Resistance
 CLc1 (WTI)	OIL – Harga minyak ditutup lebih rendah pada hari Kamis karena inflasi yang tinggi mengurangi harapan untuk penurunan suku bunga AS dalam waktu dekat tetapi kekhawatiran bahwa Iran akan menyerang kepentingan Israel membuat harga minyak mentah tetap berada di dekat level tertinggi dalam enam bulan. Resistance 86.51, support 84.74	↓	84.74	86.51
 XAUUSD	XAUUSD – Harga emas menguat pada hari Kamis setelah data harga produsen AS yang lebih lemah dari perkiraan mendorong harapan penurunan suku bunga AS tahun ini sementara kekhawatiran geopolitik yang masih berlanjut turut mendukung kenaikan harga. Resistance 2391.19, support 2339.23	↑	2339.23	2391.19
 EURUSD	EURUSD – Harga turun setelah USD ditutup menguat secara moderat pada hari Kamis dalam perdagangan yang berombak, karena harga produsen AS yang lebih lemah dari perkiraan pada bulan Maret tidak menghilangkan kekhawatiran tentang persistennya inflasi yang memperkuat keyakinan bahwa Federal Reserve akan menunda pemotongan suku bunga tahun ini. Resistance utama di 1.0755, support di 1.0697	↓	1.0697	1.0755
 USDJPY	USDJPY – Harga melemah terhadap USD yang naik pada hari Kamis karena harga produsen AS bulan Maret yang lebih lemah dari perkiraan tidak meredakan kekhawatiran tentang inflasi yang terus-menerus telah memperkuat keyakinan bahwa Federal Reserve akan menunda pemotongan suku bunga tahun ini, investor terus mewaspadaai potensi intervensi pada mata uang yen oleh otoritas Jepang. Resistance 153.42, support 152.86	↑	152.86	153.42
 GBPUSD	GBPUSD – Harga turun setelah USD ditutup menguat secara moderat pada hari Kamis dalam perdagangan yang berombak, karena harga produsen AS yang lebih lemah dari perkiraan pada bulan Maret tidak menghilangkan kekhawatiran tentang persistennya inflasi yang memperkuat keyakinan bahwa Federal Reserve akan menunda pemotongan suku bunga tahun ini. Resistance utama 1.2614, support 1.2515	↓	1.2515	1.2614
 USDCHF	USDCHF – Harga naik setelah USD ditutup menguat secara moderat pada hari Kamis dalam perdagangan yang berombak, karena harga produsen AS yang lebih lemah dari perkiraan pada bulan Maret tidak menghilangkan kekhawatiran tentang persistennya inflasi yang memperkuat keyakinan bahwa Federal Reserve akan menunda pemotongan suku bunga tahun ini. Resistance utama 0.9136, support 0.9032	↑	0.9032	0.9136
 AUDUSD	AUDUSD – Harga sedikit naik setelah USD naik pada hari Kamis karena harga produsen AS bulan Maret yang lebih lemah dari perkiraan tidak meredakan kekhawatiran tentang inflasi yang terus-menerus telah memperkuat keyakinan bahwa Federal Reserve akan menunda pemotongan suku bunga tahun ini. Resistance 0.6559, support 0.6508	↑	0.6508	0.6559

ECONOMIC INDICATORS

DATE	WIB	CT Y	INDICATORS	PER	ACTUAL	FORECAST	PREV.	REV.
Mon/08-Apr-24	06:01	GB	S&P Global, KPMG and REC UK Report on Jobs					
	06:30	JP	Labor Cash Earnings YoY	Feb	1.8%	1.8%	2%	--
	06:30	JP	Real Cash Earnings YoY	Feb		-1.3%	-0.6%	--
	06:50	JP	BoP Current Account Balance	Feb	¥2644.2b	¥3112.5b	¥438.2b	--
	06:50	JP	BoP Current Account Adjusted	Feb	¥1370b	¥1990b	¥2727.5b	¥2750b
	06:50	JP	Trade Balance BoP Basis	Feb		-¥189.5b	¥1442.7b	--
	12:00	JP	Eco Watchers Survey Current SA	Mar	49.8	51.8	51.3	--
	12:00	JP	Eco Watchers Survey Outlook SA	Mar	51.2	53.5	53	--
	12:45	CH	Unemployment Rate	Mar	2.4%	--	2.4%	--
	12:45	CH	Unemployment Rate SA	Mar	2.3%	2.2%	2.2%	--
	13:00	DE	Industrial Production SA MoM	Feb	2.1%	0.3%	1%	--
	13:00	DE	Industrial Production WDA YoY	Feb	-4.76%	--	-5.5%	-5.05%
	13:00	DE	Trade Balance SA	Feb	€21.4b	€21.5b	27.5b	27.5b
	13:00	DE	Exports SA MoM	Feb	-2%	-0.5%	6.3%	--
	13:00	DE	Imports SA MoM	Feb	3.2%	-1%	3.6%	3.7%
	15:30	EZ	Sentix Investor Confidence	Apr	-5.9	-8.3	-10.5	--
	22:00	US	NY Fed 1-Yr Inflation Expectations	Mar	3%	--	3%	--
22:30	GB	BOE's Breeden speaks						
Tue/09-Apr-24	06:00	US	Fed's Kashkari Participates in Town Hall Meeting					
	07:30	AU	Westpac Consumer Conf SA MoM	Apr	-2.4%	--	-1.8%	--
	07:30	AU	Westpac Consumer Conf Index	Apr	82.4	--	84.4	--
	08:30	AU	NAB Business Confidence	Mar	1	--	0	--
	08:30	AU	NAB Business Conditions	Mar	9	--	10	--
	12:00	JP	Consumer Confidence Index	Mar	39.5	39.7	39.1	39
	13:00	JP	Machine Tool Orders YoY	Mar P	-8.5%	--	-8%	--
	15:00	EZ	ECB Bank Lending Survey					
17:00	US	NFIB Small Business Optimism	Mar		90	89.4	--	
Wed/10-Apr-24	06:50	JP	PPI YoY	Mar	0.8%	0.8%	0.6%	0.7%
	06:50	JP	PPI MoM	Mar	0.2%	0.3%	0.2%	--
	09:00	NZ	RBNZ Official Cash Rate	10-Apr	5.50%	5.50%	5.50%	--
	19:30	CA	Building Permits MoM	Feb	9.3%	-4.5%	13.5%	12.9%
	19:30	US	CPI MoM	Mar	0.4%	0.3%	0.4%	--
	19:30	US	CPI Ex Food and Energy MoM	Mar	0.4%	0.3%	0.4%	--
	19:30	US	CPI YoY	Mar	3.5%	3.4%	3.2%	--
	19:30	US	CPI Ex Food and Energy YoY	Mar	3.8%	3.7%	3.8%	--
	19:30	US	CPI Index NSA	Mar	312.33	312.098	310.33	--
	19:30	US	CPI Core Index SA	Mar	312.230	--	311.054	--
	19:30	US	Real Avg Hourly Earning YoY	Mar		--	1.1%	--
	19:30	US	Real Avg Weekly Earnings YoY	Mar		--	0.5%	--
	19:45	US	Fed's Bowman Discusses Basel Capital Requirements					
	20:45	CA	Bank of Canada Rate Decision	10-Apr	5.00%	5.00%	5.00%	--
	21:00	US	Wholesale Trade Sales MoM	Feb	2.3%	0.8%	-1.7%	-1.4%
	21:00	US	Wholesale Inventories MoM	Feb F	0.5%	0.5%	-0.2%	--
	21:30	US	DOE U.S. Crude Oil Inventories	5-Apr	5841k	2366k	3210k	--
	21:30	US	DOE Cushing OK Crude Inventory	5-Apr	-170k	--	-377k	--
	21:30	US	DOE U.S. Gasoline Inventories	5-Apr	715k	-1320k	-4256k	--
	21:30	US	DOE U.S. Distillate Inventory	5-Apr	1659k	-1153k	-1268k	--
21:30	US	DOE U.S. Refinery Utilization	5-Apr	-0.3%	--	-0.1%	--	
23:45	US	Fed's Goolsbee Participates in Panel Discussion						
Thu/11-Apr-24	N/A	EZ	Eurogroup in Luxembourg					
	N/A	DE	Current Account Balance	Feb		--	--	--
	01:00	US	FOMC Meeting Minutes	20-Mar	\$-236b	\$-197.5b	\$-296b	--
	01:00	US	Monthly Budget Statement	Mar	-4%	-6%	-10%	--
	06:01	GB	RICS House Price Balance	Mar	4.6%	--	4.3%	--
	08:00	AU	Consumer Inflation Expectation	Apr	-2.8%	-2.8%	-2.7%	--
	08:30	CN	PPI YoY	Mar	0.1%	0.4%	0.7%	--
	08:30	CN	CPI YoY	Mar				
	15:30	GB	Bank of England Bank Liabilities/Credit Conditions Surveys		4.50%	4.50%	4.50%	--
	19:15	EZ	ECB Main Refinancing Rate	11-Apr	4.75%	4.75%	4.75%	--
	19:15	EZ	ECB Marginal Lending Facility	11-Apr	4.00%	4.00%	4.00%	--
	19:15	EZ	ECB Deposit Facility Rate	11-Apr	0.2%	0.3%	0.6%	--
	19:30	US	PPI Final Demand MoM	Mar	0.2%	0.2%	0.3%	--
	19:30	US	PPI Ex Food and Energy MoM	Mar	0.2%	--	0.3%	--
	19:30	US	PPI Ex Food, Energy, Trade MoM	Mar	2.1%	2.2%	1.6%	--
19:30	US	PPI Final Demand YoY	Mar	2.4%	2.3%	2%	--	

	19:30	US	PPI Ex Food and Energy YoY	Mar	2.8%	--	2.7%	--
	19:30	US	PPI Ex Food, Energy, Trade YoY	Mar	211k	215k	221k	222k
	19:30	US	Initial Jobless Claims	6-Apr	1817k	--	1791k	1789k
	19:30	US	Continuing Claims	30-Mar	€29.8b	--	€29.7b	€28b
	19:45	EZ	ECB President Christine Lagarde Holds Press Conference					
	19:45	US	Fed's Williams Gives Keynote Remarks					
	23:00	US	Fed's Collins Speaks at Economic Club of New York					
Fri/12-Apr-24	N/A	CN	Trade Balance	Mar		\$71.34b	\$39.71b	\$75.31b
	N/A	CN	Exports YoY	Mar		-1.5%	5.6%	--
	N/A	CN	Imports YoY	Mar		1%	-8.2%	--
	N/A	CN	Exports YoY CNY	Mar		--	10.6%	--
	N/A	CN	Imports YoY CNY	Mar		--	-3.9%	--
	N/A	CN	Trade Balance CNY	Mar		--	281.97b	--
	00:30	US	Fed's Bostic Participates in Moderated Conversation					
	01:00	GB	BOE's Megan Greene speaks					
	05:30	NZ	BusinessNZ Manufacturing PMI	Mar		--	49.3	--
	11:30	JP	Industrial Production MoM	Feb F		--	-0.1%	--
	11:30	JP	Industrial Production YoY	Feb F		--	-3.4%	--
	11:30	JP	Capacity Utilization MoM	Feb		--	-7.9%	--
	13:00	DE	CPI YoY	Mar F		--	2.2%	--
	13:00	DE	CPI MoM	Mar F		--	0.4%	--
	13:00	DE	CPI EU Harmonized MoM	Mar F		--	0.6%	--
	13:00	DE	CPI EU Harmonized YoY	Mar F		--	2.3%	--
	13:00	GB	Monthly GDP (MoM)	Feb		--	0.2%	--
	13:00	GB	Monthly GDP (3M/3M)	Feb		--	-0.1%	--
	13:00	GB	Industrial Production MoM	Feb		--	-0.2%	--
	13:00	GB	Industrial Production YoY	Feb		--	0.5%	--
	13:00	GB	Manufacturing Production MoM	Feb		--	0.0%	--
	13:00	GB	Manufacturing Production YoY	Feb		--	2%	--
	13:00	GB	Construction Output MoM	Feb		--	1.1%	--
	13:00	GB	Construction Output YoY	Feb		--	0.7%	--
	13:00	GB	Index of Services MoM	Feb		--	0.2%	--
	13:00	GB	Index of Services 3M/3M	Feb		--	0.0%	--
	13:00	GB	Visible Trade Balance GBP/Mn	Feb		--	£14515m	--
	13:00	GB	Trade Balance GBP/Mn	Feb		--	-£3129m	--
	13:00	GB	Visible Trade Balance Ex Precious Metals	Feb		--	£16068m	--
	13:00	GB	Trade Balance Ex Precious Metals	Feb		--	-£4682m	--
	15:00	EZ	ECB Survey of Professional Forecasters					
	18:00	GB	Bank of England releases Bernanke report on forecasting					
	19:30	US	Import Price Index MoM	Mar		0.3%	0.3%	--
	19:30	US	Import Price Index ex Petroleum MoM	Mar		--	0.2%	--
	19:30	US	Import Price Index YoY	Mar		--	-0.8%	--
	19:30	US	Export Price Index MoM	Mar		0.2%	0.8%	--
	19:30	US	Export Price Index YoY	Mar		--	-1.8%	--
	20:00	CA	Existing Home Sales MoM	Mar		--	-3.1%	--
	21:00	US	U. of Mich. Sentiment	Apr P		78.7	79.4	--
	21:00	US	U. of Mich. Current Conditions	Apr P		--	82.5	--
	21:00	US	U. of Mich. Expectations	Apr P		--	77.4	--
	21:00	US	U. of Mich. 1 Yr Inflation	Apr P		--	2.9%	--
	21:00	US	U. of Mich. 5-10 Yr Inflation	Apr P		--	2.8%	--
Sat/13-Apr-24	00:00	US	Baker Hughes U.S. Rig Count	12-Apr		--	--	--
	01:30	US	Fed's Bostic Gives Speech on Housing					
	02:30	US	Fed's Daly Participates in Fireside Chat					

OIL WTI – CL-MAY/USD
(Exp. 18 Apr 2024)



RESISTANCE	88.28	
	87.44	
	86.51	
SUPPORT	84.74	
	83.90	
	82.97	
SUGGESTION	BUY	---
	SELL	85.65
	S/L	86.50
	T/P:	84.75 83.90

DATE	OPEN	HIGH	LOW	RANGE	CLOSE	CHANGE	PREVIOUS
Apr 11	86.36	86.61	84.84	1.77	85.57	↓ 0.68	86.25

WEEKLY		APRIL		2024	
HIGH	LOW	HIGH	LOW	HIGH	LOW
87.10 (08/Apr)	84.55 (10/Apr)	87.62 (05/Apr)	82.63 (01/Apr)	87.62 (05/Apr)	69.30 (03/Jan)

GOLD (XAU/USD)



RESISTANCE	2443.15	
	2410.36	
	2391.19	
SUPPORT	2339.23	
	2306.44	
	2287.27	
SUGGESTION	BUY	2365.00
	SELL	---
	S/L	2339.00
	T/P:	2391.00 2410.00

DATE	OPEN	HIGH	LOW	RANGE	CLOSE	CHANGE	PREVIOUS
Apr 11	2333.44	2377.57	2325.61	51.96	2372.02	↑ 38.60	2333.42

WEEKLY		APRIL		2024	
HIGH	LOW	HIGH	LOW	HIGH	LOW
2377.57 (11/Apr)	2302.78 (08/Apr)	2377.57 (11/Apr)	2228.35 (01/Apr)	2377.57 (11/Apr)	1989.97 (13/Feb)

SILVER – XAG/USD



RESISTANCE	29.432	
	28.952	
	28.688	
SUPPORT	27.944	
	27.464	
	27.200	
SUGGESTION	BUY	28.30
	SELL	---
	S/L	27.95
	T/P:	28.65 28.95

DATE	OPEN	HIGH	LOW	RANGE	CLOSE	CHANGE	PREVIOUS
Apr 11	27.870	28.473	27.729	0.744	28.423	↑ 0.527	27.896

WEEKLY		APRIL		2024	
HIGH	LOW	HIGH	LOW	HIGH	LOW
28.499 (10/Apr)	26.838 (08/Apr)	28.499 (10/Apr)	24.719 (01/Apr)	28.499 (10/Apr)	21.903 (22/Jan)

EUR/USD

Interest Rate: 4.50% (EU) / 5.25% - 5.50% (US)



RESISTANCE	1.08127	
	1.07842	
	1.07552	
SUPPORT	1.06977	
	1.06692	
	1.06402	
SUGGESTION	BUY	---
	SELL	1.0730
	S/L	1.0765
	T/P:	1.0680 1.0655

DATE	OPEN	HIGH	LOW	RANGE	CLOSE	CHANGE	PREVIOUS
Apr 11	1.07424	1.07558	1.06983	57,5	1.07261	↓ 16,5	1.07426

WEEKLY		APRIL		2024	
HIGH	LOW	HIGH	LOW	LOW	HIGH
1.08842 (09/Apr)	1.06983 (11/Apr)	1.08842 (09/Apr)	1.06983 (11/Apr)	1.10438 (02/Jan)	1.06941 (14/Feb)

All price & chart based on Valbury MT4 Platform

USDJPY

Interest Rate: 5.25% - 5.50% (US) / 0.00% (JP)



DATE	OPEN	HIGH	LOW	RANGE	CLOSE	CHANGE	PREVIOUS
Apr 11	152.999	153.310	152.747	56,3	153.205	↑ 21,1	152.994

WEEKLY		APRIL		2024	
HIGH	LOW	HIGH	LOW	HIGH	LOW
153.310 (11/Apr)	151.562 (09/Apr)	153.310 (11/Apr)	150.802 (05/Apr)	153.310 (11/Apr)	140.806 (02/Jan)

GBP/USD

Interest Rate: 5.25% (GB) / 5.25% - 5.50% (US)



DATE	OPEN	HIGH	LOW	RANGE	CLOSE	CHANGE	PREVIOUS
Apr 11	1.25368	1.25777	1.25098	67,9	1.25527	↑ 16,0	1.25367

WEEKLY		APRIL		2024	
HIGH	LOW	HIGH	LOW	HIGH	LOW
1.27083 (09/Apr)	1.25098 (11/Apr)	1.27083 (09/Apr)	1.25098 (11/Apr)	1.28926 (08/Mar)	1.25098 (11/Apr)

All price & chart based on Valbury MT4 Platform

USD/CHF

Interest Rate: 5.25% - 5.50% (US) / 1.50% (CH)



DATE	OPEN	HIGH	LOW	RANGE	CLOSE	CHANGE	PREVIOUS
Apr 11	0.91256	0.91457	0.90734	72,3	0.90950	↓ 30,9	0.91259

WEEKLY		APRIL		2024	
HIGH	LOW	HIGH	LOW	HIGH	LOW
0.91464 (10/Apr)	0.90117 (09/Apr)	0.91464 (10/Apr)	0.89968 (05/Apr)	0.91464 (10/Apr)	0.84012 (02/Jan)

AUD/USD

Interest Rate: 4.35% (AU) / 5.25% - 5.50% (US)



DATE	OPEN	HIGH	LOW	RANGE	CLOSE	CHANGE	PREVIOUS
Apr 11	0.65111	0.65521	0.65010	51,1	0.65373	↑ 26,0	0.65113

WEEKLY		APRIL		2024	
HIGH	LOW	HIGH	LOW	HIGH	LOW
0.66442 (09/Apr)	0.64978 (10/Apr)	0.66442 (09/Apr)	0.64798 (01/Apr)	0.68381 (02/Jan)	0.64418 (13/Feb)

All price & chart based on Valbury MT4 Platform

NZD/USD

Interest Rate: 5.50% (NZ) / 5.25% - 5.50% (US)



RESISTANCE	0.60636	
	0.60387	
	0.60177	
SUPPORT	0.59718	
	0.59469	
	0.59259	
SUGGESTION	BUY	0.5990
	SELL	---
	S/L	0.5970
	T/P:	0.6015 0.6035

DATE	OPEN	HIGH	LOW	RANGE	CLOSE	CHANGE	PREVIOUS
Apr 11	0.59743	0.60137	0.59678	45,9	0.59968	↑ 22,6	0.59742

WEEKLY		APRIL		2024	
HIGH	LOW	HIGH	LOW	HIGH	LOW
0.60819 (10/Apr)	0.59649 (10/Apr)	0.60757 (09/Apr)	0.59385 (01/Apr)	0.63216 (02/Jan)	0.59385 (01/Apr)

USD/CAD

Interest Rate: 5.25% - 5.50% (US) / 5.00% (CA)



RESISTANCE	1.37867	
	1.37557	
	1.37219	
SUPPORT	1.36571	
	1.36261	
	1.35923	
SUGGESTION	BUY	---
	SELL	1.3690
	S/L	1.3720
	T/P:	1.3655 1.3625

DATE	OPEN	HIGH	LOW	RANGE	CLOSE	CHANGE	PREVIOUS
Apr 11	1.36815	1.37246	1.36598	64,8	1.36882	↑ 6,9	1.36813

WEEKLY		APRIL		2024	
HIGH	LOW	HIGH	LOW	HIGH	LOW
1.37246 (11/Apr)	1.35460 (09/Apr)	1.37246 (11/Apr)	1.34769 (04/Apr)	1.37246 (11/Apr)	1.32277 (02/Jan)

All price & chart based on Valbury MT4 Platform

EURJPY

Interest Rate: 4.50% (EU) / 0.00% (JP)




RESISTANCE	165.475	
	165.083	
	164.717	
SUPPORT	163.959	
	163.567	
	163.201	
SUGGESTION	BUY	164.30
	SELL	---
	S/L	163.95
	T/P:	164.70 165.05

DATE	OPEN	HIGH	LOW	RANGE	CLOSE	CHANGE	PREVIOUS
Apr 11	164.376	164.691	163.933	75,8	164.351	↓ 2,9	164.380

WEEKLY		APRIL		2024	
HIGH	LOW	HIGH	LOW	HIGH	LOW
165.165 (09/Apr)	163.895 (10/Apr)	165.165 (09/Apr)	162.600 (02/Apr)	165.343 (20/Mar)	155.060 (02/Jan)

All price & chart based on Valbury MT4 Platform



Disclaimer

All contents of this report have been prepared by the Research Dept. of Valbury Asia Futures and are provided solely for informational purpose. We have taken reasonable measures to ensure the accuracy of the report, however, do not guarantee its accuracy and will not accept liability for any consequential loss or damage which may arise directly or indirectly from any use of the report.

Published by RESEARCH DEPARTMENT – PT VALBURY ASIA FUTURES
Menara Karya 9th Floor, Jl. HR Rasuna Said Blok X-5 Kav. 1-2 Jakarta 12950 Indonesia
Phone : +6221-25533777, Email: research@valbury.com