








Daily Outlook

GLOBAL MARKETS & ECONOMIES | WEEKLY ECONOMIC INDICATORS | CURRENCIES | PRECIOUS METAL | O I L |

“USD Menguat Setelah Data Inflasi (CPI) AS Yang Lebih Tinggi Melebihi Perkiraan, Fokus Ke Data PPI AS Dan ECB Meeting”

Counter	News	Trend	Support	Resistance
 CLc1 (WTI)	OIL – Harga minyak ditutup naik \$1 pada hari Rabu setelah tiga putra seorang pemimpin Hamas terbunuh dalam sebuah serangan udara Israel di Jalur Gaza yang menimbulkan kekhawatiran bahwa pembicaraan gencatan senjata akan terhenti. Resistance 86.90, support 85.08	↑	85.08	86.90
 XAUUSD	XAUUSD – Harga emas tergelincir dari level rekor tertingginya pada hari Rabu karena dolar dan imbal hasil Treasury AS menguat setelah data inflasi yang lebih kuat dari perkiraan mengurangi ekspektasi penurunan suku bunga AS lebih awal. Resistance 2355.85, support 2315.10	↓	2315.10	2355.85
 EURUSD	EURUSD – Harga turun setelah USD ditutup menguat Dolar menguat secara keseluruhan pada hari Rabu, setelah inflasi AS naik lebih dari perkiraan pada bulan Maret, mendorong perkiraan waktu penurunan suku bunga pertama hingga September dari bulan Juni. Resistance utama di 1.0829, support di 1.0691	↓	1.0691	1.0829
 USDJPY	USDJPY – Harga melemah terhadap USD yang naik secara keseluruhan pada hari Rabu, melonjak terhadap yen Jepang ke level tertinggi sejak pertengahan tahun 1990 setelah inflasi AS naik melebihi perkiraan pada bulan Maret mendorong perkiraan waktu yang diharapkan untuk penurunan suku bunga pertama Federal Reserve ke bulan September dari bulan Juni, para pelaku pasar juga waspada terhadap tanda-tanda intervensi dari otoritas Jepang untuk mendukung mata uang yen. Resistance 153.59, support 152.03	↑	152.03	153.59
 GBPUSD	GBPUSD – Harga turun setelah USD ditutup menguat Dolar menguat secara keseluruhan pada hari Rabu, setelah inflasi AS naik lebih dari perkiraan pada bulan Maret, mendorong perkiraan waktu penurunan suku bunga pertama hingga September dari bulan Juni. Resistance utama 1.2656, support 1.2468	↓	1.2468	1.2656
 USDCHF	USDCHF – Harga naik setelah USD ditutup menguat Dolar menguat secara keseluruhan pada hari Rabu, setelah inflasi AS naik lebih dari perkiraan pada bulan Maret, mendorong perkiraan waktu penurunan suku bunga pertama hingga September dari bulan Juni. Resistance utama 0.9173, support 0.9050	↑	0.9050	0.9173
 AUDUSD	AUDUSD – Harga turun karena USD secara keseluruhan pada hari Rabu melonjak setelah inflasi AS naik melebihi perkiraan pada bulan Maret mendorong perkiraan waktu yang diharapkan untuk penurunan suku bunga pertama Federal Reserve ke bulan September dari bulan Juni. Resistance 0.6595, support 0.6462	↓	0.6462	0.6595

ECONOMIC INDICATORS

DATE	WIB	CT Y	INDICATORS	PER	ACTUAL	FORECAST	PREV.	REV.
Mon/08-Apr-24	06:01	GB	S&P Global, KPMG and REC UK Report on Jobs					
	06:30	JP	Labor Cash Earnings YoY	Feb	1.8%	1.8%	2%	--
	06:30	JP	Real Cash Earnings YoY	Feb		-1.3%	-0.6%	--
	06:50	JP	BoP Current Account Balance	Feb	¥2644.2b	¥3112.5b	¥438.2b	--
	06:50	JP	BoP Current Account Adjusted	Feb	¥1370b	¥1990b	¥2727.5b	¥2750b
	06:50	JP	Trade Balance BoP Basis	Feb		-¥189.5b	¥1442.7b	--
	12:00	JP	Eco Watchers Survey Current SA	Mar	49.8	51.8	51.3	--
	12:00	JP	Eco Watchers Survey Outlook SA	Mar	51.2	53.5	53	--
	12:45	CH	Unemployment Rate	Mar	2.4%	--	2.4%	--
	12:45	CH	Unemployment Rate SA	Mar	2.3%	2.2%	2.2%	--
	13:00	DE	Industrial Production SA MoM	Feb	2.1%	0.3%	1%	--
	13:00	DE	Industrial Production WDA YoY	Feb	-4.76%	--	-5.5%	-5.05%
	13:00	DE	Trade Balance SA	Feb	€21.4b	€21.5b	27.5b	27.5b
	13:00	DE	Exports SA MoM	Feb	-2%	-0.5%	6.3%	--
	13:00	DE	Imports SA MoM	Feb	3.2%	-1%	3.6%	3.7%
	15:30	EZ	Sentix Investor Confidence	Apr	-5.9	-8.3	-10.5	--
	22:00	US	NY Fed 1-Yr Inflation Expectations	Mar	3%	--	3%	--
22:30	GB	BOE's Breeden speaks						
Tue/09-Apr-24	06:00	US	Fed's Kashkari Participates in Town Hall Meeting					
	07:30	AU	Westpac Consumer Conf SA MoM	Apr	-2.4%	--	-1.8%	--
	07:30	AU	Westpac Consumer Conf Index	Apr	82.4	--	84.4	--
	08:30	AU	NAB Business Confidence	Mar	1	--	0	--
	08:30	AU	NAB Business Conditions	Mar	9	--	10	--
	12:00	JP	Consumer Confidence Index	Mar	39.5	39.7	39.1	39
	13:00	JP	Machine Tool Orders YoY	Mar P	-8.5%	--	-8%	--
	15:00	EZ	ECB Bank Lending Survey					
	17:00	US	NFIB Small Business Optimism	Mar		90	89.4	--
Wed/10-Apr-24	06:50	JP	PPI YoY	Mar	0.8%	0.8%	0.6%	0.7%
	06:50	JP	PPI MoM	Mar	0.2%	0.3%	0.2%	--
	09:00	NZ	RBNZ Official Cash Rate	10-Apr	5.50%	5.50%	5.50%	--
	19:30	CA	Building Permits MoM	Feb	9.3%	-4.5%	13.5%	12.9%
	19:30	US	CPI MoM	Mar	0.4%	0.3%	0.4%	--
	19:30	US	CPI Ex Food and Energy MoM	Mar	0.4%	0.3%	0.4%	--
	19:30	US	CPI YoY	Mar	3.5%	3.4%	3.2%	--
	19:30	US	CPI Ex Food and Energy YoY	Mar	3.8%	3.7%	3.8%	--
	19:30	US	CPI Index NSA	Mar	312.33	312.098	310.33	--
	19:30	US	CPI Core Index SA	Mar	312.230	--	311.054	--
	19:30	US	Real Avg Hourly Earning YoY	Mar		--	1.1%	--
	19:30	US	Real Avg Weekly Earnings YoY	Mar		--	0.5%	--
	19:45	US	Fed's Bowman Discusses Basel Capital Requirements					
	20:45	CA	Bank of Canada Rate Decision	10-Apr	5.00%	5.00%	5.00%	--
	21:00	US	Wholesale Trade Sales MoM	Feb	2.3%	0.8%	-1.7%	-1.4%
	21:00	US	Wholesale Inventories MoM	Feb F	0.5%	0.5%	-0.2%	--
	21:30	US	DOE U.S. Crude Oil Inventories	5-Apr	5841k	2366k	3210k	--
	21:30	US	DOE Cushing OK Crude Inventory	5-Apr	-170k	--	-377k	--
	21:30	US	DOE U.S. Gasoline Inventories	5-Apr	715k	-1320k	-4256k	--
	21:30	US	DOE U.S. Distillate Inventory	5-Apr	1659k	-1153k	-1268k	--
21:30	US	DOE U.S. Refinery Utilization	5-Apr	-0.3%	--	-0.1%	--	
23:45	US	Fed's Goolsbee Participates in Panel Discussion						
Thu/11-Apr-24	N/A	EZ	Eurogroup in Luxembourg					
	N/A	DE	Current Account Balance	Feb		--	29.7b	--
	01:00	US	FOMC Meeting Minutes	20-Mar		--	--	--
	01:00	US	Monthly Budget Statement	Mar		--	-\$296.3b	--
	06:01	GB	RICS House Price Balance	Mar		--	-10%	--
	08:00	AU	Consumer Inflation Expectation	Apr		--	4.3%	--
	08:30	CN	PPI YoY	Mar		-2.8%	-2.7%	--
	08:30	CN	CPI YoY	Mar		0.4%	0.7%	--
	15:30	GB	Bank of England Bank Liabilities/Credit Conditions Surveys					
	19:15	EZ	ECB Main Refinancing Rate	11-Apr		4.50%	4.50%	--
	19:15	EZ	ECB Marginal Lending Facility	11-Apr		4.75%	4.75%	--
	19:15	EZ	ECB Deposit Facility Rate	11-Apr		4.00%	4.00%	--
	19:30	US	PPI Final Demand MoM	Mar		0.3%	0.6%	--
	19:30	US	PPI Ex Food and Energy MoM	Mar		0.2%	0.3%	--
19:30	US	PPI Ex Food, Energy, Trade MoM	Mar		--	0.4%	--	
19:30	US	PPI Final Demand YoY	Mar		--	1.6%	--	

	19:30	US	PPI Ex Food and Energy YoY	Mar	--	2%	--
	19:30	US	PPI Ex Food, Energy, Trade YoY	Mar	--	2.8%	--
	19:30	US	Initial Jobless Claims	6-Apr	--	221k	--
	19:30	US	Continuing Claims	30-Mar	--	1791k	--
	19:45	EZ	ECB President Christine Lagarde Holds Press Conference				
	19:45	US	Fed's Williams Gives Keynote Remarks				
	23:00	US	Fed's Collins Speaks at Economic Club of New York				
Fri/12-Apr-24	N/A	CN	Trade Balance	Mar	\$71.34b	\$39.71b	\$75.31b
	N/A	CN	Exports YoY	Mar	-1.5%	5.6%	--
	N/A	CN	Imports YoY	Mar	1%	-8.2%	--
	N/A	CN	Exports YoY CNY	Mar	--	10.6%	--
	N/A	CN	Imports YoY CNY	Mar	--	-3.9%	--
	N/A	CN	Trade Balance CNY	Mar	--	281.97b	--
	00:30	US	Fed's Bostic Participates in Moderated Conversation				
	01:00	GB	BOE's Megan Greene speaks				
	05:30	NZ	BusinessNZ Manufacturing PMI	Mar	--	49.3	--
	11:30	JP	Industrial Production MoM	Feb F	--	-0.1%	--
	11:30	JP	Industrial Production YoY	Feb F	--	-3.4%	--
	11:30	JP	Capacity Utilization MoM	Feb	--	-7.9%	--
	13:00	DE	CPI YoY	Mar F	--	2.2%	--
	13:00	DE	CPI MoM	Mar F	--	0.4%	--
	13:00	DE	CPI EU Harmonized MoM	Mar F	--	0.6%	--
	13:00	DE	CPI EU Harmonized YoY	Mar F	--	2.3%	--
	13:00	GB	Monthly GDP (MoM)	Feb	--	0.2%	--
	13:00	GB	Monthly GDP (3M/3M)	Feb	--	-0.1%	--
	13:00	GB	Industrial Production MoM	Feb	--	-0.2%	--
	13:00	GB	Industrial Production YoY	Feb	--	0.5%	--
	13:00	GB	Manufacturing Production MoM	Feb	--	0.0%	--
	13:00	GB	Manufacturing Production YoY	Feb	--	2%	--
	13:00	GB	Construction Output MoM	Feb	--	1.1%	--
	13:00	GB	Construction Output YoY	Feb	--	0.7%	--
	13:00	GB	Index of Services MoM	Feb	--	0.2%	--
	13:00	GB	Index of Services 3M/3M	Feb	--	0.0%	--
	13:00	GB	Visible Trade Balance GBP/Mn	Feb	--	£14515m	--
	13:00	GB	Trade Balance GBP/Mn	Feb	--	-£3129m	--
	13:00	GB	Visible Trade Balance Ex Precious Metals	Feb	--	£16068m	--
	13:00	GB	Trade Balance Ex Precious Metals	Feb	--	-£4682m	--
	15:00	EZ	ECB Survey of Professional Forecasters				
	18:00	GB	Bank of England releases Bernanke report on forecasting				
	19:30	US	Import Price Index MoM	Mar	0.3%	0.3%	--
	19:30	US	Import Price Index ex Petroleum MoM	Mar	--	0.2%	--
	19:30	US	Import Price Index YoY	Mar	--	-0.8%	--
	19:30	US	Export Price Index MoM	Mar	0.2%	0.8%	--
	19:30	US	Export Price Index YoY	Mar	--	-1.8%	--
	20:00	CA	Existing Home Sales MoM	Mar	--	-3.1%	--
	21:00	US	U. of Mich. Sentiment	Apr P	78.7	79.4	--
	21:00	US	U. of Mich. Current Conditions	Apr P	--	82.5	--
	21:00	US	U. of Mich. Expectations	Apr P	--	77.4	--
	21:00	US	U. of Mich. 1 Yr Inflation	Apr P	--	2.9%	--
	21:00	US	U. of Mich. 5-10 Yr Inflation	Apr P	--	2.8%	--
Sat/13-Apr-24	00:00	US	Baker Hughes U.S. Rig Count	12-Apr	--	--	--
	01:30	US	Fed's Bostic Gives Speech on Housing				
	02:30	US	Fed's Daly Participates in Fireside Chat				

OIL WTI – CL-MAY/USD (Exp. 18 Apr 2024)



RESISTANCE	88.72	
	87.54	
	86.90	
SUPPORT	85.08	
	83.90	
	83.26	
SUGGESTION	BUY	85.95
	SELL	---
	S/L	85.05
	T/P:	86.90 87.55

DATE	OPEN	HIGH	LOW	RANGE	CLOSE	CHANGE	PREVIOUS
Apr 10	85.32	86.37	84.55	1.82	86.25	↑ 0.92	85.33

WEEKLY		APRIL		2024	
HIGH	LOW	HIGH	LOW	HIGH	LOW
87.10 (08/Apr)	84.55 (10/Apr)	87.62 (05/Apr)	82.63 (01/Apr)	87.62 (05/Apr)	69.30 (03/Jan)

GOLD (XAU/USD)



RESISTANCE	2396.60	
	2378.29	
	2355.85	
SUPPORT	2315.10	
	2296.79	
	2274.35	
SUGGESTION	BUY	---
	SELL	2335.00
	S/L	2355.00
	T/P:	2315.00 2296.00

DATE	OPEN	HIGH	LOW	RANGE	CLOSE	CHANGE	PREVIOUS
Apr 10	2352.69	2359.97	2319.22	40.75	2333.42	↓ 18.59	2352.01

WEEKLY		APRIL		2024	
HIGH	LOW	HIGH	LOW	HIGH	LOW
2365.16 (09/Apr)	2302.78 (08/Apr)	2365.16 (09/Apr)	2228.35 (01/Apr)	2365.16 (09/Apr)	1989.97 (13/Feb)

SILVER – XAG/USD



DATE	OPEN	HIGH	LOW	RANGE	CLOSE	CHANGE	PREVIOUS
Apr 10	28.126	28.499	27.511	0.988	27.896	↓ 0.226	28.122

WEEKLY		APRIL		2024	
HIGH	LOW	HIGH	LOW	HIGH	LOW
28.499 (10/Apr)	26.838 (08/Apr)	28.499 (10/Apr)	24.719 (01/Apr)	28.499 (10/Apr)	21.903 (22/Jan)

EUR/USD

Interest Rate: 4.50% (EU) / 5.25% - 5.50% (US)



DATE	OPEN	HIGH	LOW	RANGE	CLOSE	CHANGE	PREVIOUS
Apr 10	1.08571	1.08657	1.07279	137,8	1.07426	↓ 114,6	1.08572

WEEKLY		APRIL		2024	
HIGH	LOW	HIGH	LOW	LOW	HIGH
1.08842 (09/Apr)	1.07279 (10/Apr)	1.08842 (09/Apr)	1.07237 (02/Apr)	1.10438 (02/Jan)	1.06941 (14/Feb)

All price & chart based on Valbury MT4 Platform

USDJPY

Interest Rate: 5.25% - 5.50% (US) / 0.00% (JP)



RESISTANCE	155.152	
	154.191	
	153.593	
SUPPORT	152.034	
	151.073	
	150.475	
SUGGESTION	BUY	152.80
	SELL	---
	S/L	152.00
	T/P:	153.60 154.20

DATE	OPEN	HIGH	LOW	RANGE	CLOSE	CHANGE	PREVIOUS
Apr 10	151.741	153.231	151.672	155,9	152.994	↑ 124,8	151.746

WEEKLY		APRIL		2024	
HIGH	LOW	HIGH	LOW	HIGH	LOW
153.231 (10/Apr)	151.562 (09/Apr)	153.231 (10/Apr)	150.802 (05/Apr)	153.231 (10/Apr)	140.806 (02/Jan)

GBP/USD

Interest Rate: 5.25% (GB) / 5.25% - 5.50% (US)



RESISTANCE	1.28441	
	1.27756	
	1.26562	
SUPPORT	1.24683	
	1.23998	
	1.22804	
SUGGESTION	BUY	---
	SELL	1.2565
	S/L	1.2625
	T/P:	1.2445 1.2395

DATE	OPEN	HIGH	LOW	RANGE	CLOSE	CHANGE	PREVIOUS
Apr 10	1.26764	1.27072	1.25193	187,9	1.25367	↓ 139,6	1.26763

WEEKLY		APRIL		2024	
HIGH	LOW	HIGH	LOW	HIGH	LOW
1.27083 (09/Apr)	1.25193 (10/Apr)	1.27083 (09/Apr)	1.25193 (10/Apr)	1.28926 (08/Mar)	1.25172 (05/Feb)

All price & chart based on Valbury MT4 Platform

USD/CHF

Interest Rate: 5.25% - 5.50% (US) / 1.50% (CH)



RESISTANCE	0.92969	
	0.92216	
	0.91738	
SUPPORT	0.90507	
	0.89754	
	0.89276	
SUGGESTION	BUY	0.9105
	SELL	---
	S/L	0.9055
	T/P:	0.9185 0.9225

DATE	OPEN	HIGH	LOW	RANGE	CLOSE	CHANGE	PREVIOUS
Apr 10	0.90320	0.91464	0.90233	123,1	0.91259	↑ 94,0	0.90319

WEEKLY		APRIL		2024	
HIGH	LOW	HIGH	LOW	HIGH	LOW
0.91464 (10/Apr)	0.90117 (09/Apr)	0.91464 (10/Apr)	0.89968 (05/Apr)	0.91464 (10/Apr)	0.84012 (02/Jan)

AUD/USD

Interest Rate: 4.35% (AU) / 5.25% - 5.50% (US)



RESISTANCE	0.67278	
	0.66791	
	0.65952	
SUPPORT	0.64626	
	0.64139	
	0.63300	
SUGGESTION	BUY	---
	SELL	0.6530
	S/L	0.6595
	T/P:	0.6460 0.6415

DATE	OPEN	HIGH	LOW	RANGE	CLOSE	CHANGE	PREVIOUS
Apr 10	0.66272	0.66304	0.64978	132,6	0.65113	↓ 116,0	0.66273

WEEKLY		APRIL		2024	
HIGH	LOW	HIGH	LOW	HIGH	LOW
0.66442 (09/Apr)	0.64978 (10/Apr)	0.66442 (09/Apr)	0.64798 (01/Apr)	0.68381 (02/Jan)	0.64418 (13/Feb)

All price & chart based on Valbury MT4 Platform

NZD/USD

Interest Rate: 5.50% (NZ) / 5.25% - 5.50% (US)



RESISTANCE	0.61661	
	0.61240	
	0.60491	
SUPPORT	0.59321	
	0.58900	
	0.58151	
SUGGESTION	BUY	---
	SELL	0.5995
	S/L	0.6050
	T/P:	0.5930 0.5890

DATE	OPEN	HIGH	LOW	RANGE	CLOSE	CHANGE	PREVIOUS
Apr 10	0.60586	0.60819	0.59649	117,0	0.59742	↓ 84,6	0.60588

WEEKLY		APRIL		2024	
HIGH	LOW	HIGH	LOW	HIGH	LOW
0.60819 (10/Apr)	0.59649 (10/Apr)	0.60757 (09/Apr)	0.59385 (01/Apr)	0.63216 (02/Jan)	0.59385 (01/Apr)

USD/CAD

Interest Rate: 5.25% - 5.50% (US) / 5.00% (CA)



RESISTANCE	1.38837	
	1.37927	
	1.37370	
SUPPORT	1.35903	
	1.34993	
	1.34436	
SUGGESTION	BUY	1.3660
	SELL	---
	S/L	1.3590
	T/P:	1.3740 1.3790

DATE	OPEN	HIGH	LOW	RANGE	CLOSE	CHANGE	PREVIOUS
Apr 10	1.35703	1.37017	1.35550	146,7	1.36813	↑ 111,3	1.35700

WEEKLY		APRIL		2024	
HIGH	LOW	HIGH	LOW	HIGH	LOW
1.37017 (10/Apr)	1.35460 (09/Apr)	1.37017 (10/Apr)	1.34769 (04/Apr)	1.37017 (10/Apr)	1.32277 (02/Jan)

All price & chart based on Valbury MT4 Platform

EURJPY

Interest Rate: 4.50% (EU) / 0.00% (JP)

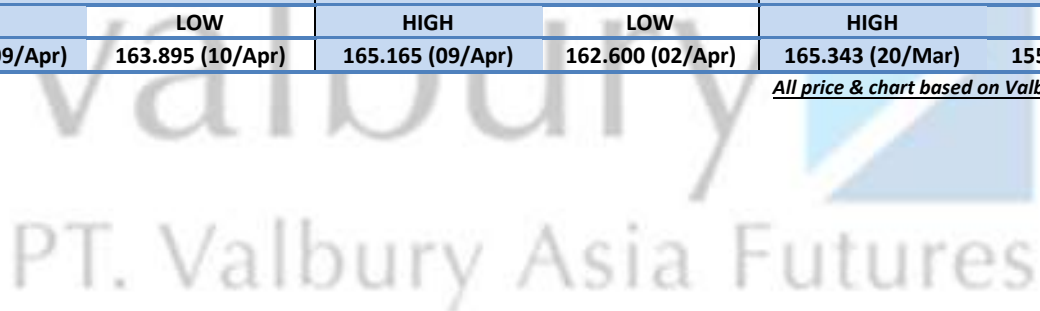


RESISTANCE	166.028	
	165.505	
	164.942	
SUPPORT	163.856	
	163.333	
	162.770	
SUGGESTION	BUY	---
	SELL	164.40
	S/L	164.95
	T/P:	163.85 163.30

DATE	OPEN	HIGH	LOW	RANGE	CLOSE	CHANGE	PREVIOUS
Apr 10	164.752	164.981	163.895	108,6	164.380	↓ 37,9	164.759

WEEKLY		APRIL		2024	
HIGH	LOW	HIGH	LOW	HIGH	LOW
165.165 (09/Apr)	163.895 (10/Apr)	165.165 (09/Apr)	162.600 (02/Apr)	165.343 (20/Mar)	155.060 (02/Jan)

All price & chart based on Valbury MT4 Platform



Disclaimer

All contents of this report have been prepared by the Research Dept. of Valbury Asia Futures and are provided solely for informational purpose. We have taken reasonable measures to ensure the accuracy of the report, however, do not guarantee its accuracy and will not accept liability for any consequential loss or damage which may arise directly or indirectly from any use of the report.

Published by RESEARCH DEPARTMENT – PT VALBURY ASIA FUTURES
Menara Karya 9th Floor, Jl. HR Rasuna Said Blok X-5 Kav. 1-2 Jakarta 12950 Indonesia
Phone : +6221-25533777, Email: research@valbury.com