








Daily Outlook

GLOBAL MARKETS & ECONOMIES | WEEKLY ECONOMIC INDICATORS | CURRENCIES | PRECIOUS METAL | OIL |

“USD Turun Setelah Data Klaim Pengangguran Mingguan AS Yang Lebih Lemah”

Counter	News	Trend	Support	Resistance
 CLc1 (WTI)	OIL – Harga minyak naik tipis ke level tertinggi satu minggu pada hari Kamis karena data dari China dan AS mengisyaratkan bahwa permintaan di dua negara konsumen minyak mentah terbesar di dunia dapat meningkat. Resistance 79.94, support 79.06	↑	79.06	79.94
 XAUUSD	XAUUSD – Harga emas naik lebih dari 1% pada hari Kamis karena imbal hasil Treasury AS turun dan dolar melemah setelah data pasar tenaga kerja AS yang lebih lemah dari perkiraan meningkatkan peluang penurunan suku bunga oleh Federal Reserve meski menghadapi tekanan inflasi. Resistance 2359.67, support 2319.04	↑	2319.04	2359.67
 EURUSD	EURUSD – Harga naik setelah USD ditutup melemah terhadap sebagian besar mata uang pada hari Kamis setelah data ekonomi menunjukkan lebih banyak tanda-tanda pelemahan di pasar tenaga kerja AS. Resistance utama di 1.0802, support di 1.0742	↑	1.0742	1.0802
 USDJPY	USDJPY – USD melemah terhadap yen pada hari Kamis setelah data ekonomi menunjukkan lebih banyak tanda-tanda pelemahan di pasar tenaga kerja AS dengan data klaim pengangguran mingguan AS meningkat sebesar 22.000 menjadi 231.000 sehingga mendukung harapan penurunan suku bunga Federal Reserve sedangkan opini hawkish dari anggota Bank of Japan membantu memperlambat penurunan yen. Resistance 155.85, support 155.05	↓	155.05	155.85
 GBPUSD	GBPUSD – Pound Sterling ditutup menguat setelah Bank of England (BoE) membuka jalan bagi penurunan suku bunga, dan didukung oleh pelemahan USD setelah data ekonomi menunjukkan lebih banyak tanda-tanda pelemahan di pasar tenaga kerja AS. Resistance utama 1.2551, support 1.2470	↑	1.2470	1.2551
 USDCHF	USDCHF – Harga turun setelah USD ditutup melemah terhadap sebagian besar mata uang pada hari Kamis setelah data ekonomi menunjukkan lebih banyak tanda-tanda pelemahan di pasar tenaga kerja AS. Resistance utama 0.9086, support 0.9039	↓	0.9039	0.9086
 AUDUSD	AUDUSD – Harga naik karena USD turun pada hari Kamis setelah data ekonomi menunjukkan lebih banyak tanda-tanda pelemahan di pasar tenaga kerja AS dengan data klaim pengangguran mingguan AS meningkat sebesar 22.000 menjadi 231.000 sehingga mendukung harapan penurunan suku bunga Federal Reserve. Resistance 0.6639, support 0.6583	↑	0.6583	0.6639

ECONOMIC INDICATORS

DATE	WIB	CT Y	INDICATORS	PER	ACTUAL	FORECAST	PREV.	REV.
06-May - 17-May	N/A	EZ	EU Commission Economic Forecasts					
Mon/06-May-24	All	JP	Bank Holiday (Children's Day)					
	07:30	HK	S&P Global Hong Kong PMI	Apr	50.6	--	50.9	--
	08:30	AU	Melbourne Institute Inflation YoY	Apr		--	3.8%	--
	08:30	AU	Melbourne Institute Inflation MoM	Apr	0.1%	--	0.1%	--
	08:45	CN	Caixin China PMI Composite	Apr	52.8	--	52.7	--
	08:45	CN	Caixin China PMI Services	Apr	52.5	52.5	52.7	--
	14:55	DE	HCOB Germany Services PMI	Apr F	53.2	53.3	50.1	--
	14:55	DE	HCOB Germany Composite PMI	Apr F	50.6	50.5	47.7	--
	All	GB	Bank Holiday (Early May Bank Holiday)					
	15:00	EZ	HCOB Eurozone Services PMI	Apr F	53.3	52.9	51.5	--
	15:00	EZ	HCOB Eurozone Composite PMI	Apr F	51.7	51.4	50.3	--
	15:30	EZ	Sentix Investor Confidence	May	-3.6%	-4.8%	-5.9	--
	16:00	EZ	PPI MoM	Mar	-0.4%	-0.4%	-1%	-1.1%
	16:00	EZ	PPI YoY	Mar	-7.8%	-7.7%	-8.3%	-8.5%
	18:15	EZ	ECB's Villeroy Speaks at BIS Innovation Summit					
	18:30	EZ	ECB's Nagel, Panetta, RBI's Das Speak at BIS Innovation Summit					
	23:50	US	Fed's Barkin Speaks on Economic Outlook					
Tue/07-May-24	00:00	US	Fed's Williams Participates in Fireside Chat					
	01:00	US	Senior Loan Officer Opinion Survey on Bank Lending Practices					
	07:30	JP	Jibun Bank Japan PMI Composite	Apr F	52.3	--	51.7	--
	07:30	JP	Jibun Bank Japan PMI Services	Apr F	54.3	54.6	54.1	--
	08:30	AU	Retail Sales Ex Inflation QoQ	1Q	-0.4%	-0.3%	0.3%	0.4%
	11:30	AU	RBA Cash Rate Target	7-May	4.35%	4.35%	4.35%	--
	11:30	AU	RBA-Statement on Monetary Policy					
	12:45	CH	Unemployment Rate	Apr	2.3%	--	2.4%	--
	12:45	CH	Unemployment Rate SA	Apr	2.3%	2.3%	2.3%	--
	13:00	DE	Factory Orders MoM	Mar	-0.4%	0.5%	0.2%	-0.8%
	13:00	DE	Factory Orders WDA YoY	Mar		-1.3%	-10.6%	--
	13:00	DE	Trade Balance SA	Mar	€22.3b	€22.4b	€21.4b	--
	13:00	DE	Exports SA MoM	Mar	0.9%	0.4%	-2%	-1.6%
	13:00	DE	Imports SA MoM	Mar	0.3%	-1%	3.2%	3.0%
	14:30	DE	HCOB Germany Construction PMI	Apr	37.5	--	38.3	--
	15:30	GB	S&P Global UK Construction PMI	Apr	53	50.4	50.2	--
	16:00	EZ	Retail Sales MoM	Mar	0.8%	0.6%	-0.5%	-0.3%
	16:00	EZ	Retail Sales YoY	Mar	0.7%	--	-0.7%	-0.5%
	20:00	EZ	ECB's De Cos, MAS's Chia, HKMA's Yue Speak at BIS Summit					
	21:00	CA	Ivey Purchasing Managers Index SA	Apr	63	58.1	57.5	--
	22:30	US	Fed's Kashkari Participates in Fireside Chat					
Wed/08-May-24	02:00	US	Consumer Credit	Mar	\$6.27b	\$15b	\$14.12b	--
	13:00	DE	Industrial Production SA MoM	Mar	-0.4%	-0.6%	2.1%	1.7%
	13:00	DE	Industrial Production WDA YoY	Mar	-3.35%	-3.6%	-4.9%	-5.16%
	19:00	EZ	ECB's Wunsch Speaks in Frankfurt					
	21:00	US	Wholesale Trade Sales MoM	Mar	-1.3%	--	2.3%	2%
	21:00	US	Wholesale Inventories MoM	Mar F	-0.4%	-0.4%	0.2%	--
	21:30	US	DOE U.S. Crude Oil Inventories	3-May	-1361k	-1430k	7265k	--
	21:30	US	DOE Cushing OK Crude Inventory	3-May	1880k	--	1089k	--
	21:30	US	DOE U.S. Gasoline Inventories	3-May	915k	-1180k	344k	--
	21:30	US	DOE U.S. Distillate Inventory	3-May	560k	-1000k	-732k	--
	21:30	US	DOE U.S. Refinery Utilization	3-May	1%	--	-1%	--
	22:00	US	Fed's Jefferson Speaks About Careers in Economics					
	22:45	US	Fed's Collins Speaks to MIT Students					
Thu/09-May-24	00:30	US	Fed's Cook Speaks on Financial Stability					
	06:01	GB	S&P Global, KPMG and REC UK Report on Jobs					
	06:50	JP	BOJ Summary of Opinions (April MPM)					
	10:00	CN	Exports YoY	Apr	1.5%	1%	-7.5%	--
	10:00	CN	Imports YoY	Apr	8.4%	5.4%	-1.9%	--
	10:00	CN	Trade Balance	Apr	\$72.35b	\$76.7b	\$58.55b	--
	10:00	CN	Exports YoY CNY	Apr	5.10m	--	-3.8m	--
	10:00	CN	Imports YoY CNY	Apr	12.20m	--	2m	--
	10:00	CN	Trade Balance CNY	Apr	513.45b	510b	415.86b	--
	12:00	JP	Leading Index CI	Mar P	111.4	111	111.8	112.1
	12:00	JP	Coincident Index	Mar P	113.9	114	111.6	111.5

	All	CH	Bank Holiday (Ascension Day)					
	18:00	GB	Bank of England Bank Rate	9-May	5.25%	5.25%	5.25%	--
	18:30	GB	BOE Governor Press Conference					
	19:15	EZ	ECB's Cipollone Speaks					
	19:15	EZ	ECB's Guindos Speaks					
	19:30	US	Initial Jobless Claims	4-May	231k	210k	208k	209k
	19:30	US	Continuing Claims	27-Apr	1785k	1790k	1774k	1768k
	20:00	GB	BOE decision maker panel survey					
	21:00	CA	Bank of Canada releases Financial System Review					
	23:15	GB	BOE Chief Economist Huw Pill Q&A					
Fri/10-May-24	05:30	NZ	BusinessNZ Manufacturing PMI	Apr		--	47.1	--
	06:50	JP	BoP Current Account Balance	Mar		¥3440.7b	¥2644.2b	--
	06:50	JP	BoP Current Account Adjusted	Mar		¥2044.2b	¥1368.6b	--
	06:50	JP	Trade Balance BoP Basis	Mar		¥523.0b	-¥280.9b	--
	12:00	JP	Eco Watchers Survey Current SA	Apr		50.3	49.8	--
	12:00	JP	Eco Watchers Survey Outlook SA	Apr		51.6	51.2	--
	13:00	GB	GDP QoQ	1Q P		0.4%	-0.3%	--
	13:00	GB	GDP YoY	1Q P		0.0%	-0.2%	--
	13:00	GB	Exports QoQ	1Q P		--	-0.8%	--
	13:00	GB	Imports QoQ	1Q P		--	-0.3%	--
	13:00	GB	Monthly GDP (MoM)	Mar		--	0.1%	--
	13:00	GB	Industrial Production MoM	Mar		--	1.1%	--
	13:00	GB	Industrial Production YoY	Mar		--	1.4%	--
	13:00	GB	Manufacturing Production MoM	Mar		--	1.2%	--
	13:00	GB	Manufacturing Production YoY	Mar		--	2.7%	--
	13:00	GB	Construction Output MoM	Mar		--	-1.9%	--
	13:00	GB	Construction Output YoY	Mar		--	-2%	--
	13:00	GB	Index of Services MoM	Mar		--	0.1%	--
	13:00	GB	Index of Services 3M/3M	Mar		--	0.2%	--
	13:00	GB	Visible Trade Balance GBP/Mn	Mar		--	£14212m	--
	13:00	GB	Trade Balance GBP/Mn	Mar		--	-£2291m	--
	13:00	GB	Visible Trade Balance Ex Precious Metals	Mar		--	£15308m	--
	13:00	GB	Trade Balance Ex Precious Metals	Mar		--	-£3387m	--
	14:00	EZ	ECB's Cipollone Speaks					
	18:15	GB	BOE's Huw Pill speaks					
	18:30	EZ	ECB Publishes Account of April Policy Meeting					
	19:30	CA	Net Change in Employment	Apr		17.5k	-2.2k	--
	19:30	CA	Part Time Employment Change	Apr		--	-1.6k	--
	19:30	CA	Full Time Employment Change	Apr		--	-0.7k	--
	19:30	CA	Unemployment Rate	Apr		6.2%	6.1%	--
	19:30	CA	Hourly Wage Rate Permanent Employees YoY	Apr		--	5%	--
	19:30	CA	Participation Rate	Apr		--	65.3%	--
	20:00	US	Fed's Bowman Speaks on Financial Stability Risks					
	21:00	US	U. of Mich. Sentiment	May P		77	77.2	--
	21:00	US	U. of Mich. Current Conditions	May P		--	79	--
	21:00	US	U. of Mich. Expectations	May P		--	76	--
	21:00	US	U. of Mich. 1 Yr Inflation	May P		--	3.2%	--
	21:00	US	U. of Mich. 5-10 Yr Inflation	May P		--	3%	--
	23:45	US	Fed's Goolsbee Speaks in Moderated Q&A					
Sat/11-May-24	00:00	US	Baker Hughes U.S. Rig Count	10-May		--	--	--
	00:30	US	Fed's Barr Gives Commencement Speech					
	01:00	US	Monthly Budget Statement	Apr		--	-\$236.5b	--
	08:30	CN	PPI YoY	Apr		-2.3%	-2.8%	--
	08:30	CN	CPI YoY	Apr		0.1%	0.1%	--

OIL WTI – CL-JUN/USD (Exp. 17 May 2024)



RESISTANCE	80.82	
	80.30	
	79.94	
SUPPORT	79.06	
	78.54	
	78.18	
SUGGESTION	BUY	79.50
	SELL	---
	S/L	79.05
	T/P:	79.95 80.30

DATE	OPEN	HIGH	LOW	RANGE	CLOSE	CHANGE	PREVIOUS
May 09	79.23	79.79	78.91	0.88	79.57	↑ 0.37	79.20

WEEKLY		MAY		2024	
HIGH	LOW	HIGH	LOW	HIGH	LOW
79.79 (09/May)	76.91 (08/May)	81.56 (01/May)	76.91 (08/May)	87.63 (12/Apr)	69.30 (03/Jan)

GOLD (XAU/USD)



RESISTANCE	2400.30	
	2373.72	
	2359.67	
SUPPORT	2319.04	
	2292.46	
	2278.41	
SUGGESTION	BUY	2339.00
	SELL	---
	S/L	2319.00
	T/P:	2359.00 2373.00

DATE	OPEN	HIGH	LOW	RANGE	CLOSE	CHANGE	PREVIOUS
May 09	2308.33	2347.14	2306.51	40.63	2345.62	↑ 37.16	2308.46

WEEKLY		MAY		2024	
HIGH	LOW	HIGH	LOW	HIGH	LOW
2347.14 (09/May)	2291.67 (06/May)	2347.14 (09/May)	2277.20 (03/May)	2431.35 (12/Apr)	1989.97 (13/Feb)

SILVER – XAG/USD



RESISTANCE	29.721	
	29.023	
	28.664	
SUPPORT	27.607	
	26.909	
	26.550	
SUGGESTION	BUY	28.10
	SELL	---
	S/L	27.60
	T/P:	28.65 29.00

DATE	OPEN	HIGH	LOW	RANGE	CLOSE	CHANGE	PREVIOUS
May 09	27.312	28.324	27.267	1.057	28.306	↑ 0.992	27.314

WEEKLY		MAY		2024	
HIGH	LOW	HIGH	LOW	HIGH	LOW
28.324 (09/May)	26.412 (06/May)	28.324 (09/May)	26.001 (02/May)	29.773 (12/Apr)	21.903 (22/Jan)

EUR/USD

Interest Rate: 4.50% (EU) / 5.25% - 5.50% (US)



RESISTANCE	1.08632	
	1.08234	
	1.08026	
SUPPORT	1.07420	
	1.07022	
	1.06814	
SUGGESTION	BUY	1.0775
	SELL	---
	S/L	1.0745
	T/P:	1.0825 1.0840

DATE	OPEN	HIGH	LOW	RANGE	CLOSE	CHANGE	PREVIOUS
May 09	1.07483	1.07836	1.07230	60,6	1.07818	↑ 33,5	1.07483

WEEKLY		MAY		2024	
HIGH	LOW	HIGH	LOW	LOW	HIGH
1.07900 (06/May)	1.07230 (09/May)	1.08114 (03/May)	1.06487 (01/May)	1.10438 (02/Jan)	1.06003 (16/Apr)

All price & chart based on Valbury MT4 Platform

USDJPY

Interest Rate: 5.25% - 5.50% (US) / 0.00% (JP)



RESISTANCE	156.647	
	156.295	
	155.850	
SUPPORT	155.053	
	154.701	
	154.256	
SUGGESTION	BUY	---
	SELL	155.45
	S/L	155.85
	T/P:	155.05 154.70

DATE	OPEN	HIGH	LOW	RANGE	CLOSE	CHANGE	PREVIOUS
May 09	155.488	155.943	155.146	79,7	155.405	↓ 8,3	155.488

WEEKLY		MAY		2024	
HIGH	LOW	HIGH	LOW	HIGH	LOW
155.943 (09/May)	153.113 (06/May)	157.980 (01/May)	151.855 (03/May)	160.194 (29/Apr)	140.806 (02/Jan)

GBP/USD

Interest Rate: 5.25% (GB) / 5.25% - 5.50% (US)



RESISTANCE	1.26320	
	1.25789	
	1.25511	
SUPPORT	1.24702	
	1.24171	
	1.23893	
SUGGESTION	BUY	1.2515
	SELL	---
	S/L	1.2475
	T/P:	1.2590 1.2615

DATE	OPEN	HIGH	LOW	RANGE	CLOSE	CHANGE	PREVIOUS
May 09	1.24958	1.25258	1.24449	80,9	1.25233	↑ 27,9	1.24954

WEEKLY		MAY		2024	
HIGH	LOW	HIGH	LOW	HIGH	LOW
1.25932 (06/May)	1.24449 (09/May)	1.26335 (03/May)	1.24449 (09/May)	1.28926 (08/Mar)	1.22985 (22/Apr)

All price & chart based on Valbury MT4 Platform

USD/CHF

Interest Rate: 5.25% - 5.50% (US) / 1.50% (CH)



RESISTANCE	0.91333	
	0.91155	
	0.90864	
SUPPORT	0.90395	
	0.90217	
	0.89926	
SUGGESTION	BUY	---
	SELL	0.9060
	S/L	0.9085
	T/P:	0.9020 0.9005

DATE	OPEN	HIGH	LOW	RANGE	CLOSE	CHANGE	PREVIOUS
May 09	0.90753	0.90977	0.90508	46,9	0.90573	↓ 18,0	0.90753

WEEKLY		MAY		2024	
HIGH	LOW	HIGH	LOW	HIGH	LOW
0.90977 (09/May)	0.90349 (06/May)	0.92232 (01/May)	0.90052 (03/May)	0.92232 (01/May)	0.84012 (02/Jan)

AUD/USD

Interest Rate: 4.35% (AU) / 5.25% - 5.50% (US)



RESISTANCE	0.66954	
	0.66580	
	0.66392	
SUPPORT	0.65830	
	0.65456	
	0.65268	
SUGGESTION	BUY	0.6610
	SELL	---
	S/L	0.6580
	T/P:	0.6640 0.6660

DATE	OPEN	HIGH	LOW	RANGE	CLOSE	CHANGE	PREVIOUS
May 09	0.65796	0.66205	0.65643	56,2	0.66205	↑ 40,8	0.65797

WEEKLY		MAY		2024	
HIGH	LOW	HIGH	LOW	HIGH	LOW
0.66430 (07/May)	0.65570 (08/May)	0.66485 (03/May)	0.64643 (01/May)	0.68381 (02/Jan)	0.63612 (19/Apr)

All price & chart based on Valbury MT4 Platform

NZD/USD

Interest Rate: 5.50% (NZ) / 5.25% - 5.50% (US)



RESISTANCE	0.60903	
	0.60623	
	0.60476	
SUPPORT	0.60049	
	0.59769	
	0.59622	
SUGGESTION	BUY	0.6025
	SELL	---
	S/L	0.6005
	T/P:	0.6045 0.6060

DATE	OPEN	HIGH	LOW	RANGE	CLOSE	CHANGE	PREVIOUS
May 09	0.60034	0.60342	0.59915	42,7	0.60330	↑ 29,4	0.60036

WEEKLY		MAY		2024	
HIGH	LOW	HIGH	LOW	HIGH	LOW
0.60342 (09/May)	0.59800 (08/May)	0.60476 (03/May)	0.58733 (01/May)	0.63216 (02/Jan)	0.58512 (19/Apr)

USD/CAD

Interest Rate: 5.25% - 5.50% (US) / 5.00% (CA)



RESISTANCE	1.37799	
	1.37584	
	1.37164	
SUPPORT	1.36529	
	1.36314	
	1.35894	
SUGGESTION	BUY	---
	SELL	1.3685
	S/L	1.3715
	T/P:	1.3655 1.3630

DATE	OPEN	HIGH	LOW	RANGE	CLOSE	CHANGE	PREVIOUS
May 09	1.37205	1.37370	1.36735	63,5	1.36743	↓ 46,3	1.37206

WEEKLY		MAY		2024	
HIGH	LOW	HIGH	LOW	HIGH	LOW
1.37616 (08/May)	1.36468 (06/May)	1.37821 (01/May)	1.36084 (03/May)	1.38450 (16/Apr)	1.32277 (02/Jan)

All price & chart based on Valbury MT4 Platform

EURJPY

Interest Rate: 4.50% (EU) / 0.00% (JP)

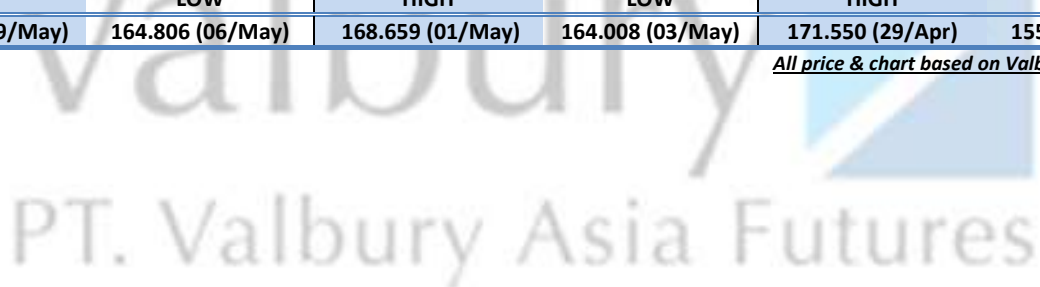


RESISTANCE	168.976
	168.358
	167.967
SUPPORT	166.958
	166.340
	165.949
SUGGESTION	BUY 167.45
	SELL ---
	S/L 166.95
	T/P: 167.95 168.35

DATE	OPEN	HIGH	LOW	RANGE	CLOSE	CHANGE	PREVIOUS
May 09	167.178	167.739	166.730	100,9	167.577	↑ 40,9	167.168

WEEKLY		MAY		2024	
HIGH	LOW	HIGH	LOW	HIGH	LOW
167.739 (09/May)	164.806 (06/May)	168.659 (01/May)	164.008 (03/May)	171.550 (29/Apr)	155.060 (02/Jan)

All price & chart based on Valbury MT4 Platform



Disclaimer

All contents of this report have been prepared by the Research Dept. of Valbury Asia Futures and are provided solely for informational purpose. We have taken reasonable measures to ensure the accuracy of the report, however, do not guarantee its accuracy and will not accept liability for any consequential loss or damage which may arise directly or indirectly from any use of the report.

Published by RESEARCH DEPARTMENT – PT VALBURY ASIA FUTURES
Menara Karya 9th Floor, Jl. HR Rasuna Said Blok X-5 Kav. 1-2 Jakarta 12950 Indonesia
Phone : +6221-25533777, Email: research@valbury.com