








Daily Outlook

GLOBAL MARKETS & ECONOMIES | WEEKLY ECONOMIC INDICATORS | CURRENCIES | PRECIOUS METAL | O I L |

Counter	News	Trend	Support	Resistance
 EURUSD	EURUSD – Harga naik setelah USD ditutup melemah pada hari Kamis setelah data menunjukkan klaim pengangguran AS naik lebih dari yang diharapkan minggu lalu, meningkatkan harapan bahwa pelemahan pasar tenaga kerja akan mengurangi kemungkinan Federal Reserve mempercepat kembali laju kenaikan suku bunga. Resistance utama di 1.0622, support di 1.0548	↓	1.0548	1.0622
 USDJPY	USDJPY – Harga naik karena USD turun pada hari Kamis setelah data menunjukkan klaim pengangguran AS naik lebih dari yang diperkirakan dari minggu lalu, meningkatkan harapan bahwa pelemahan pasar tenaga kerja akan mengurangi kemungkinan Federal Reserve mempercepat kembali laju kenaikan suku bunga. Fokus hari ini pada keputusan kebijakan moneter Bank of Japan dan rilis data pekerjaan AS. Resistance 136.97, support 135.62	↑	135.62	136.97
 USDCHF	USDCHF – Harga turun setelah USD ditutup melemah pada hari Kamis setelah data menunjukkan klaim pengangguran AS naik lebih dari yang diharapkan minggu lalu, meningkatkan harapan bahwa pelemahan pasar tenaga kerja akan mengurangi kemungkinan Federal Reserve mempercepat kembali laju kenaikan suku bunga. Resistance utama 0.9387, support 0.9289	↓	0.9289	0.9387
 GBPUSD	GBPUSD – Harga naik setelah USD ditutup melemah pada hari Kamis setelah data menunjukkan klaim pengangguran AS naik lebih dari yang diharapkan minggu lalu, meningkatkan harapan bahwa pelemahan pasar tenaga kerja akan mengurangi kemungkinan Federal Reserve mempercepat kembali laju kenaikan suku bunga. Resistance utama 1.1963, support 1.1855	↑	1.1855	1.1963
 AUDUSD	AUDUSD – Harga turun meskipun USD melemah pada hari Kamis setelah data menunjukkan klaim pengangguran AS naik lebih dari yang diperkirakan dari minggu lalu, meningkatkan harapan bahwa pelemahan pasar tenaga kerja akan mengurangi kemungkinan Federal Reserve mempercepat kembali laju kenaikan suku bunga. Fokus hari ini pada rilis data pekerjaan AS. Resistance 0.6623, support 0.6563	↓	0.6563	0.6623
 XAUUSD	XAUUSD – Harga emas melonjak pada hari Kamis karena dolar melemah setelah data menunjukkan klaim pengangguran AS meningkat lebih dari perkiraan dari minggu lalu, mendukung harapan investor bahwa kenaikan suku bunga Federal Reserve bisa kurang agresif daripada yang dikhawatirkan. Resistance 1840.15, support 1816.51	↓	1816.51	1840.15
 CLc1 (WTI)	Oil – Harga minyak turun sekitar 1% ke level terendah dalam dua minggu pada hari Kamis di tengah meningkatnya kekhawatiran Federal Reserve AS mungkin bertindak terlalu jauh dengan kenaikan suku bunga untuk mengendalikan inflasi yang dapat menyebabkan resesi dan mengurangi permintaan minyak di masa depan. Resistance 77.30, support 74.69	↓	74.69	77.30

ECONOMIC INDICATORS

DATE	WIB	CT Y	INDICATORS	PER	ACTUAL	FORECAST	PREV.	REV.
Mon/06-Mar-23	07:00	AU	Melbourne Institute Inflation MoM	Feb	0.4%	--	0.9%	--
	07:00	AU	Melbourne Institute Inflation YoY	Feb		--	6.4%	--
	14:30	CH	CPI YoY	Feb	3.4%	3.1%	3.3%	--
	14:30	CH	CPI MoM	Feb	0.7%	0.4%	0.6%	--
	14:30	CH	CPI EU Harmonized MoM	Feb		--	0.7%	--
	14:30	CH	CPI EU Harmonized YoY	Feb		--	3.2%	--
	14:30	CH	CPI Core YoY	Feb		--	2.2%	--
	15:30	DE	S&P Global Germany Construction PMI	Feb	48.6	--	43.3	--
	16:30	EZ	Sentix Investor Confidence	Mar	-11.1	-6.3	-8	--
	16:30	GB	S&P Global/CIPS UK Construction PMI	Feb	54.6	49.1	48.4	--
	17:00	EZ	Retail Sales MoM	Jan	0.3%	1%	-1.7%	--
	17:00	EZ	Retail Sales YoY	Jan	-2.3%	-1.8%	-2.8%	--
	22:00	CA	Ivey Purchasing Managers Index SA	Feb	51.6	55.9	60.1	--
	22:00	US	Factory Orders	Jan	-1.6%	-1.8%	1.8%	1.7%
	22:00	US	Factory Orders Ex Trans	Jan	1.2%	--	-1.2%	--
	22:00	US	Durable Goods Orders	Jan F		--	-4.5%	--
	22:00	US	Durables Ex Transportation	Jan F		--	0.7%	--
	22:00	US	Cap Goods Orders Nondef Ex Air	Jan F		--	0.8%	--
	22:00	US	Cap Goods Ship Nondef Ex Air	Jan F		--	1.1%	--
Tue/07-Mar-23	N/A	CN	Exports YTD YoY CNY	Feb		--	--	--
	N/A	CN	Imports YTD YoY CNY	Feb		--	--	--
	N/A	CN	Trade Balance YTD CNY	Feb		--	--	--
	06:30	JP	Real Cash Earnings YoY	Jan		-2.4%	0.1%	--
	06:30	JP	Labor Cash Earnings YoY	Jan	0.8%	1.9%	4.8%	4.1%
	07:30	AU	Exports MoM	Jan	1.4%	--	-1%	-0.4%
	07:30	AU	Imports MoM	Jan	5%	--	1%	0.6%
	07:30	AU	Trade Balance	Jan	A\$11688m	A\$12500m	A\$12237m	A\$12985m
	10:30	AU	RBA Cash Rate Target	7-Mar	3.6%	3.6%	3.35%	--
	11:30	CN	Exports YTD YoY	Feb	-6.8%	-9.4%	-9.9%	--
	11:30	CN	Imports YTD YoY	Feb	-10.2%	-5.5%	-7.5%	--
	11:30	CN	Trade Balance YTD	Feb	\$116.88b	\$81.80b	\$78b	--
	13:45	CH	Unemployment Rate	Feb	2.1%	2.1%	2.2%	--
	13:45	CH	Unemployment Rate SA	Feb	1.9%	1.9%	1.9%	--
	14:00	DE	Factory Orders MoM	Jan	1%	-0.9%	3.2%	3.4%
	14:00	DE	Factory Orders WDA YoY	Jan		--	-10.1%	--
	16:00	EZ	ECB Consumer Expectations Survey					
	22:00	US	Wholesale Trade Sales MoM	Jan	1%	-0.3%	0.0%	-0.2%
	22:00	US	Wholesale Inventories MoM	Jan F	-0.4%	-0.4%	0.1%	--
	22:00	US	Powell Appears Before Senate Banking Panel					
Wed/08-Mar-23	04:55	AU	RBA's Lowe-Speech					
	06:50	JP	BoP Current Account Balance	Jan	¥-1976.6b	¥-756.5b	¥33.4b	--
	06:50	JP	BoP Current Account Adjusted	Jan	¥21630b	¥853.4b	¥1182.1b	¥11839b
	06:50	JP	Trade Balance BoP Basis	Jan		-¥2918.0b	¥1225.6b	--
	12:00	JP	Eco Watchers Survey Current SA	Feb	52	49.1	48.5	--
	12:00	JP	Leading Index CI	Jan P	96.5	96.9	97.2	96.9
	12:00	JP	Coincident Index	Jan P	96.1	96.4	99.1	--
	12:00	JP	Eco Watchers Survey Outlook SA	Feb	52	49.8	49.3	--
	14:00	DE	Retail Sales MoM	Jan	-0.3%	2%	-5.3%	--
	14:00	DE	Retail Sales NSA YoY	Jan	-6.9%	-6.1%	-6.4%	--
	14:00	DE	Industrial Production SA MoM	Jan	3.5%	1.4%	-3.1%	-2.4%
	14:00	DE	Industrial Production WDA YoY	Jan		--	-3.9%	--
	16:30	GB	BOE's Swati Dhingra speaks					
	17:00	EZ	ECB's Lagarde Speaks					
	17:00	EZ	GDP SA QoQ	4Q F	0.0	0.0%	0.1%	0.4%
	17:00	EZ	GDP SA YoY	4Q F	1.8%	1.9%	1.9%	2.4%
	17:00	EZ	Employment QoQ	4Q F	0.3%	0.4%	0.3%	--
	17:00	EZ	Employment YoY	4Q F	1.5%	1.5%	1.8%	--
	17:00	EZ	ECB's Lagarde Speaks					
	20:15	US	ADP Employment Change	Feb	242k	200k	106k	119k
	20:30	US	Trade Balance	Jan	\$-68.3b	\$-68.9b	\$-67.4b	\$-67.2b
	22:00	CA	Bank of Canada Rate Decision	8-Mar	4.5%	4.5%	4.50%	--
	22:00	US	Powell Appears Before House Financial Service Committee					
	22:30	US	DOE U.S. Crude Oil Inventories	3-Mar	-1694k	395k	1166k	1165k
	22:30	US	DOE Cushing OK Crude Inventory	3-Mar	-89k	--	307k	--

	22:30	US	DOE U.S. Gasoline Inventories	3-Mar	1134k	-1863k	-874k	--
	22:30	US	DOE U.S. Distillate Inventory	3-Mar	138k	-1038k	179k	--
	22:30	US	DOE U.S. Refinery Utilization	3-Mar	0.2%	-0.3%	-0.1%	--
Thu/09-Mar-23	06:50	JP	GDP Annualized SA QoQ	4Q F	0.1%	0.6%	0.6%	-1.1%
	06:50	JP	GDP SA QoQ	4Q F	0.0%	0.2%	0.2%	-0.3%
	06:50	JP	GDP Nominal SA QoQ	4Q F		1.3%	1.3%	--
	06:50	JP	GDP Deflator YoY	4Q F	0.1%	0.8%	-1.1%	--
	06:50	JP	GDP Private Consumption QoQ	4Q F	0.3%	0.5%	0.0%	--
	06:50	JP	GDP Business Spending QoQ	4Q F		-0.5%	-0.5%	--
	06:50	JP	Inventory Contribution % GDP	4Q F		-0.4%	-0.5%	--
	06:50	JP	Net Exports Contribution % GDP	4Q F		0.3%	0.3%	--
	08:30	CN	CPI YoY	Feb	1%	1.9%	2.1%	--
	08:30	CN	PPI YoY	Feb	-1.4%	-1.3%	-0.8%	--
	13:00	JP	Machine Tool Orders YoY	Feb P	-10.7%	--	-9.7%	--
	19:00	GB	BOE official Sarah Breeden speaks					
	20:30	US	Initial Jobless Claims	4-Mar	211k	195k	190k	--
	20:30	US	Continuing Claims	25-Feb	1918k	1659k	1655k	1649k
	22:00	US	Fed's Barr Speaks on Crypto					
Fri/10-Mar-23	N/A	JP	BOJ Policy Balance Rate	10-Mar		--	-0.10%	--
	N/A	JP	BOJ 10-Yr Yield Target	10-Mar		--	0.00%	--
	00:00	US	Household Change in Net Worth	4Q		--	-\$392b	--
	01:45	CA	Bank of Canada Speech: Carolyn Rogers, Senior Deputy Governor					
	04:30	NZ	BusinessNZ Manufacturing PMI	Feb		--	50.8	--
	04:45	NZ	Mfg Activity SA QoQ	4Q		--	5.1%	--
	04:45	NZ	Mfg Activity Volume QoQ	4Q		--	3.1%	--
	06:30	JP	Household Spending YoY	Jan		-0.1%	-1.3%	--
	06:50	JP	PPI YoY	Feb		8.5%	9.5%	--
	06:50	JP	PPI MoM	Feb		-0.3%	0.0%	--
	14:00	DE	CPI MoM	Feb F		--	0.8%	--
	14:00	DE	CPI YoY	Feb F		8.7%	8.7%	--
	14:00	DE	CPI EU Harmonized MoM	Feb F		--	1%	--
	14:00	DE	CPI EU Harmonized YoY	Feb F		9.3%	9.3%	--
	14:00	GB	Monthly GDP (MoM)	Jan		--	-0.5%	--
	14:00	GB	Monthly GDP (3M/3M)	Jan		--	-0.3%	--
	14:00	GB	Industrial Production MoM	Jan		--	0.3%	--
	14:00	GB	Industrial Production YoY	Jan		--	-4%	--
	14:00	GB	Manufacturing Production MoM	Jan		--	0.0%	--
	14:00	GB	Manufacturing Production YoY	Jan		--	-5.7%	--
	14:00	GB	Index of Services MoM	Jan		--	-0.8%	--
	14:00	GB	Index of Services 3M/3M	Jan		--	0.0%	--
	14:00	GB	Construction Output MoM	Jan		--	0.0%	--
	14:00	GB	Construction Output YoY	Jan		--	3.7%	--
	14:00	GB	Visible Trade Balance GBP/Mn	Jan		--	£19271m	--
	14:00	GB	Trade Balance GBP/Mn	Jan		--	-£7150m	--
	14:00	GB	Visible Trade Balance Ex Precious Metals	Jan		--	£23557m	--
	14:00	GB	Trade Balance Ex Precious Metals	Jan		--	£11436m	--
	20:30	CA	Net Change in Employment	Feb		--	150.0k	--
	20:30	CA	Full Time Employment Change	Feb		--	121.1k	--
	20:30	CA	Part Time Employment Change	Feb		--	28.9k	--
	20:30	CA	Unemployment Rate	Feb		--	5%	--
	20:30	CA	Participation Rate	Feb		--	65.7%	--
	20:30	CA	Hourly Wage Rate Permanent Employees YoY	Feb		--	4.5%	--
	20:30	CA	Capacity Utilization Rate	4Q		--	82.6%	--
	20:30	US	Average Hourly Earnings YoY	Feb		4.8%	4.4%	--
	20:30	US	Two-Month Payroll Net Revision	Feb		--	71k	--
	20:30	US	Change in Nonfarm Payrolls	Feb		215k	517k	--
	20:30	US	Change in Private Payrolls	Feb		200k	443k	--
	20:30	US	Change in Manufact. Payrolls	Feb		10k	19k	--
	20:30	US	Unemployment Rate	Feb		3.4%	3.4%	--
	20:30	US	Average Hourly Earnings MoM	Feb		0.3%	0.3%	--
	20:30	US	Average Weekly Hours All Employees	Feb		34.6	34.7	--
	20:30	US	Labor Force Participation Rate	Feb		--	62.4%	--
	20:30	US	Underemployment Rate	Feb		--	6.6%	--
Sat/11-Mar-23	01:00	US	Baker Hughes U.S. Rig Count	10-Mar		--	--	--
	02:00	US	Monthly Budget Statement	Feb		--	-\$38.8b	--

EUR/USD

Interest Rate: 3.00% (EU)/ 4.50%- 4.75% (US)



RESISTANCE	1.06552	
	1.06228	
	1.06020	
SUPPORT	1.05488	
	1.05164	
	1.04956	
SUGGESTION	BUY	---
	SELL	1.0585
	S/L	1.0620
	T/P:	1.0530 1.0510

DATE	OPEN	HIGH	LOW	RANGE	CLOSE	CHANGE	PREVIOUS
Mar 09	1.05441	1.05904	1.05372	53,2	1.05812	↑ 38,0	1.05432

WEEKLY		MARCH		2023	
HIGH	LOW	HIGH	LOW	HIGH	LOW
1.06936 (06/Mar)	1.05236 (08/Mar)	1.06936 (06/Mar)	1.05236 (08/Mar)	1.10322 (02/Feb)	1.04824 (06/Jan)

price & chart based on Valbury MT4 Platform

USDJPY

Interest Rate: 4.50%- 4.75% (US)/-0.10%(JP)



RESISTANCE	138.329	
	137.806	
	136.976	
SUPPORT	135.623	
	135.100	
	134.270	
SUGGESTION	BUY	136.00
	SELL	---
	S/L	135.60
	T/P:	136.95 137.35

DATE	OPEN	HIGH	LOW	RANGE	CLOSE	CHANGE	PREVIOUS
Mar 09	137.258	137.282	135.929	135,3	136.147	↓ 111,2	137.259

WEEKLY		MARCH		2023	
HIGH	LOW	HIGH	LOW	HIGH	LOW
137.905 (08/Mar)	135.362 (06/Mar)	137.905 (08/Mar)	135.248 (01/Mar)	137.905 (08/Mar)	127.217 (16/Jan)

GBP/USD

Interest Rate: 4.00% (GB)/4.50%- 4.75% (US)



RESISTANCE	1.20704	
	1.20043	
	1.19631	
SUPPORT	1.18558	
	1.17897	
	1.17485	
SUGGESTION	BUY	1.1900
	SELL	---
	S/L	1.1855
	T/P:	1.1970 1.2000

DATE	OPEN	HIGH	LOW	RANGE	CLOSE	CHANGE	PREVIOUS
Mar 09	1.18420	1.19381	1.18308	107,3	1.19220	↑ 80,0	1.18420

WEEKLY		MARCH		2023	
HIGH	LOW	HIGH	LOW	HIGH	LOW
1.20644 (07/Mar)	1.18021 (08/Mar)	1.20644 (07/Mar)	1.18021 (08/Mar)	1.24469 (23/Jan)	1.18021 (08/Mar)

All price & chart based on Valbury MT4 Platform

USD/CHF

Interest Rate: 4.50%- 4.75% (US)/ 1.00% (CH)



RESISTANCE	0.94847	
	0.94499	
	0.93870	
SUPPORT	0.92893	
	0.92545	
	0.91916	
SUGGESTION	BUY	---
	SELL	0.9340
	S/L	0.9380
	T/P:	0.9270 0.9240

DATE	OPEN	HIGH	LOW	RANGE	CLOSE	CHANGE	PREVIOUS
Mar 09	0.94111	0.94152	0.93175	97,7	0.93240	↓ 87,3	0.94113

WEEKLY		MARCH		2023	
HIGH	LOW	HIGH	LOW	HIGH	LOW
0.94377 (08/Mar)	0.92848 (07/Mar)	0.94377 (08/Mar)	0.92848 (07/Mar)	0.94377 (08/Mar)	0.90584 (02/Feb)

AUD/USD

Interest Rate: 3.60% (AU)/4.50%- 4.75% (US)



DATE	OPEN	HIGH	LOW	RANGE	CLOSE	CHANGE	PREVIOUS
Mar 09	0.65889	0.66354	0.65752	60,2	0.65879	↓ 6	0.65885

WEEKLY		MARCH		2023	
HIGH	LOW	HIGH	LOW	HIGH	LOW
0.67686 (06/Mar)	0.65672 (08/Mar)	0.67828 (01/Mar)	0.65672 (08/Mar)	0.71568 (02/Feb)	0.65672 (08/Mar)

All price & chart based on Valbury MT4 Platform

NZD/USD

Interest Rate: 4.75% (NZ)/4.50%- 4.75% (US)



DATE	OPEN	HIGH	LOW	RANGE	CLOSE	CHANGE	PREVIOUS
Mar 09	0.61080	0.61501	0.60918	58,3	0.60948	↓ 13,2	0.61080

WEEKLY		MARCH		2023	
HIGH	LOW	HIGH	LOW	HIGH	LOW
0.62244 (06/Mar)	0.60837 (08/Mar)	0.62748 (01/Mar)	0.60837 (08/Mar)	0.65372 (02/Feb)	0.60837 (08/Mar)

USD/CAD

Interest Rate: 4.50%- 4.75% (US) / 4.50%(CA)



RESISTANCE	1.39416	
	1.38888	
	1.38571	
SUPPORT	1.37726	
	1.37198	
	1.36881	
SUGGESTION	BUY	1.3815
	SELL	---
	S/L	1.3775
	T/P:	1.3855 1.3890

DATE	OPEN	HIGH	LOW	RANGE	CLOSE	CHANGE	PREVIOUS
Mar 09	1.37979	1.38360	1.37515	84,5	1.38254	↑ 27,5	1.37979

WEEKLY		MARCH		2023	
HIGH	LOW	HIGH	LOW	HIGH	LOW
1.38360 (09/Mar)	1.35810 (06/Mar)	1.38360 (09/Mar)	1.35541 (03/Mar)	1.38360 (09/Mar)	1.32610 (02/Feb)

All price & chart based on Valbury MT4 Platform

EURJPY

Interest Rate: 3.00%(EU) / -0.10% (JP)



RESISTANCE	145.860	
	145.323	
	144.687	
SUPPORT	143.514	
	142.977	
	142.341	
SUGGESTION	BUY	---
	SELL	144.10
	S/L	144.65
	T/P:	143.50 142.95

DATE	OPEN	HIGH	LOW	RANGE	CLOSE	CHANGE	PREVIOUS
Mar 09	144.735	144.786	143.613	117,3	144.051	↓ 68,3	144.734

WEEKLY		MARCH		2023	
HIGH	LOW	HIGH	LOW	HIGH	LOW
145.433 (07/Mar)	143.613 (09/Mar)	145.559 (02/Mar)	143.613 (09/Mar)	145.559 (02/Mar)	137.377 (03/Jan)

GOLD (XAU/USD)



RESISTANCE	1863.79	
	1849.63	
	1840.15	
SUPPORT	1816.51	
	1802.35	
	1792.87	
SUGGESTION	BUY	---
	SELL	1832.00
	S/L	1840.00
	T/P:	1816.00 1808.00

DATE	OPEN	HIGH	LOW	RANGE	CLOSE	CHANGE	PREVIOUS
Mar 09	1813.86	1835.46	1811.82	23.64	1830.68	↑ 17.10	1813.58

WEEKLY		MARCH		2023	
HIGH	LOW	HIGH	LOW	HIGH	LOW
1858.14 (06/Mar)	1809.25 (08/Mar)	1858.14 (06/Mar)	1809.25 (08/Mar)	1959.62 (02/Feb)	1804.59 (28/Feb)

All price & chart based on Valbury MT4 Platform

SILVER – XAG/USD



RESISTANCE	20.540	
	20.404	
	20.227	
SUPPORT	19.914	
	19.778	
	19.601	
SUGGESTION	BUY	---
	SELL	20.10
	S/L	20.20
	T/P:	19.90 19.80

DATE	OPEN	HIGH	LOW	RANGE	CLOSE	CHANGE	PREVIOUS
Mar 09	20.015	20.268	19.955	0.313	20.050	↑ 0.043	20.007

WEEKLY		MARCH		2023	
HIGH	LOW	HIGH	LOW	HIGH	LOW
21.282 (06/Mar)	19.889 (08/Mar)	21.282 (06/Mar)	19.889 (08/Mar)	24.611 (02/Feb)	19.889 (08/Mar)

OIL WTI – CL-APR/USD
(Exp. 17 March 2023)



DATE	OPEN	HIGH	LOW	RANGE	CLOSE	CHANGE	PREVIOUS
Mar 09	76.52	78.06	75.45	2.61	75.62	↓ 0.86	76.48

WEEKLY		MARCH		2023	
HIGH	LOW	HIGH	LOW	HIGH	LOW
80.94 (07/Mar)	75.45 (09/Mar)	80.94 (07/Mar)	75.45 (09/Mar)	82.67 (18/Jan)	72.27 (06/Feb)

All price & chart based on Valbury MT4 Platform

PT. Valbury Asia Futures

Disclaimer

All contents of this report have been prepared by the Research Dept. of Valbury Asia Futures and are provided solely for informational purpose. We have taken reasonable measures to ensure the accuracy of the report, however, do not guarantee its accuracy and will not accept liability for any consequential loss or damage which may arise directly or indirectly from any use of the report.

Published by RESEARCH DEPARTMENT – PT VALBURY ASIA FUTURES
Menara Karya 9th Floor, Jl. HR Rasuna Said Blok X-5 Kav. 1-2 Jakarta 12950 Indonesia
Phone : +6221-25533777, Email: research@valbury.com