








Daily Outlook

GLOBAL MARKETS & ECONOMIES | WEEKLY ECONOMIC INDICATORS | CURRENCIES | PRECIOUS METAL | OIL |

“USD Flat Menjelang Data Inflasi (CPI) AS Dan FOMC Minutes”

Counter	News	Trend	Support	Resistance
 CLc1 (WTI)	OIL – Harga minyak ditutup lebih rendah untuk hari kedua pada hari Selasa karena pembicaraan untuk gencatan senjata di Gaza terus berlanjut tetapi kerugiannya terbatas kurang dari \$1 per barel karena mediator Mesir dan Qatar menemui hambatan dalam upaya mereka untuk mencapai kesepakatan menemukan jalan keluar dari perang. Resistance 86.50, support 84.62	↓	84.62	86.50
 XAUUSD	XAUUSD – Harga emas memperpanjang rekornya pada hari Selasa yang dipicu oleh momentum pembelian dan risiko geopolitik sementara fokus beralih ke risalah pertemuan kebijakan Federal Reserve dan data inflasi (CPI) AS yang akan di rilis pada hari Rabu untuk mengetahui jadwal penurunan suku bunga AS. Resistance 2365.88, support 2337.41	↑	2337.41	2365.88
 EURUSD	EURUSD – Euro melemah 0,1% dimana Investor berhati-hati menjelang data inflasi AS yang akan dirilis pada hari Rabu dan menantikan pertemuan Bank Sentral Eropa pada hari Kamis. Analisis memperkirakan ECB akan mempertahankan suku bunganya pada minggu ini, dan menegaskan kembali bahwa keputusannya akan tetap bergantung pada data. Resistance utama di 1.0900, support di 1.0825	↓	1.0825	1.0900
 USDJPY	USDJPY – Yen melemah terhadap USD berada di dekat posisi terendah dalam beberapa dekade membuat investor tetap waspada terhadap kemungkinan tindakan dari Jepang untuk menopang mata uangnya dan Menteri Keuangan Jepang Shunichi Suzuki mengatakan pihak berwenang tidak akan mengesampingkan pilihan apapun dalam menghadapi pergerakan yen yang berlebihan mengulangi peringatannya bahwa Tokyo siap untuk bertindak terhadap penurunan tajam mata uang Jepang baru-baru ini. Resistance 151.92, support 151.56	↑	151.56	151.92
 GBPUSD	GBPUSD – Sterling naik tipis 0,1% karena investor berhati-hati menjelang data inflasi AS yang akan dirilis pada hari Rabu, dan menantikan pertemuan Bank Sentral Eropa pada hari Kamis. Analisis memperkirakan ECB akan mempertahankan suku bunganya pada minggu ini, dan menegaskan kembali bahwa keputusannya akan tetap bergantung pada data. Resistance utama 1.2707, support 1.2616	↑	1.2616	1.2707
 USDCHF	USDCHF – Harga naik setelah USD ditutup dengan sedikit berubah pada hari Selasa, karena investor berhati-hati menjelang data inflasi AS yang akan dirilis pada hari Rabu, bahkan ketika yen berada di dekat posisi terendah multi-dekade, membuat para pedagang tetap waspada terhadap kemungkinan tindakan Jepang untuk menopang mata uangnya. Resistance utama 0.9054, support 0.9010	↓	0.9010	0.9054
 AUDUSD	AUDUSD – Harga naik karena USD sedikit berubah pada hari Selasa dengan investor berhati-hati menjelang data inflasi AS yang akan dirilis pada hari Rabu diperkirakan inflasi bulanan AS naik menjadi 0,3% dan inflasi tahunan naik menjadi 3,4% untuk bulan Maret. Resistance 0.6648, support 0.6601	↑	0.6601	0.6648

ECONOMIC INDICATORS

DATE	WIB	CT Y	INDICATORS	PER	ACTUAL	FORECAST	PREV.	REV.
Mon/08-Apr-24	06:01	GB	S&P Global, KPMG and REC UK Report on Jobs					
	06:30	JP	Labor Cash Earnings YoY	Feb	1.8%	1.8%	2%	--
	06:30	JP	Real Cash Earnings YoY	Feb		-1.3%	-0.6%	--
	06:50	JP	BoP Current Account Balance	Feb	¥2644.2b	¥3112.5b	¥438.2b	--
	06:50	JP	BoP Current Account Adjusted	Feb	¥1370b	¥1990b	¥2727.5b	¥2750b
	06:50	JP	Trade Balance BoP Basis	Feb		-¥189.5b	¥1442.7b	--
	12:00	JP	Eco Watchers Survey Current SA	Mar	49.8	51.8	51.3	--
	12:00	JP	Eco Watchers Survey Outlook SA	Mar	51.2	53.5	53	--
	12:45	CH	Unemployment Rate	Mar	2.4%	--	2.4%	--
	12:45	CH	Unemployment Rate SA	Mar	2.3%	2.2%	2.2%	--
	13:00	DE	Industrial Production SA MoM	Feb	2.1%	0.3%	1%	--
	13:00	DE	Industrial Production WDA YoY	Feb	-4.76%	--	-5.5%	-5.05%
	13:00	DE	Trade Balance SA	Feb	€21.4b	€21.5b	27.5b	27.5b
	13:00	DE	Exports SA MoM	Feb	-2%	-0.5%	6.3%	--
	13:00	DE	Imports SA MoM	Feb	3.2%	-1%	3.6%	3.7%
	15:30	EZ	Sentix Investor Confidence	Apr	-5.9	-8.3	-10.5	--
	22:00	US	NY Fed 1-Yr Inflation Expectations	Mar	3%	--	3%	--
22:30	GB	BOE's Breeden speaks						
Tue/09-Apr-24	06:00	US	Fed's Kashkari Participates in Town Hall Meeting					
	07:30	AU	Westpac Consumer Conf SA MoM	Apr	-2.4%	--	-1.8%	--
	07:30	AU	Westpac Consumer Conf Index	Apr	82.4	--	84.4	--
	08:30	AU	NAB Business Confidence	Mar	1	--	0	--
	08:30	AU	NAB Business Conditions	Mar	9	--	10	--
	12:00	JP	Consumer Confidence Index	Mar	39.5	39.7	39.1	39
	13:00	JP	Machine Tool Orders YoY	Mar P	-8.5%	--	-8%	--
	15:00	EZ	ECB Bank Lending Survey					
17:00	US	NFIB Small Business Optimism	Mar		90	89.4	--	
Wed/10-Apr-24	06:50	JP	PPI YoY	Mar		0.8%	0.6%	--
	06:50	JP	PPI MoM	Mar		0.3%	0.2%	--
	09:00	NZ	RBNZ Official Cash Rate	10-Apr		5.50%	5.50%	--
	19:30	CA	Building Permits MoM	Feb		-3.9%	13.5%	--
	19:30	US	CPI MoM	Mar		0.3%	0.4%	--
	19:30	US	CPI Ex Food and Energy MoM	Mar		0.3%	0.4%	--
	19:30	US	CPI YoY	Mar		3.5%	3.2%	--
	19:30	US	CPI Ex Food and Energy YoY	Mar		3.7%	3.8%	--
	19:30	US	CPI Index NSA	Mar		312.073	310.326	--
	19:30	US	CPI Core Index SA	Mar		--	315.565	--
	19:30	US	Real Avg Hourly Earning YoY	Mar		--	1.1%	--
	19:30	US	Real Avg Weekly Earnings YoY	Mar		--	0.5%	--
	19:45	US	Fed's Bowman Discusses Basel Capital Requirements					
	20:45	CA	Bank of Canada Rate Decision	10-Apr		5.00%	5.00%	--
	21:00	US	Wholesale Trade Sales MoM	Feb		--	-1.7%	--
	21:00	US	Wholesale Inventories MoM	Feb F		--	0.5%	--
	21:30	US	DOE U.S. Crude Oil Inventories	5-Apr		--	3210k	--
	21:30	US	DOE Cushing OK Crude Inventory	5-Apr		--	-377k	--
	21:30	US	DOE U.S. Gasoline Inventories	5-Apr		--	-4256k	--
	21:30	US	DOE U.S. Distillate Inventory	5-Apr		--	-1268k	--
21:30	US	DOE U.S. Refinery Utilization	5-Apr		--	-0.1%	--	
23:45	US	Fed's Goolsbee Participates in Panel Discussion						
Thu/11-Apr-24	N/A	EZ	Eurogroup in Luxembourg					
	N/A	DE	Current Account Balance	Feb		--	29.7b	--
	01:00	US	FOMC Meeting Minutes	20-Mar		--	--	--
	01:00	US	Monthly Budget Statement	Mar		--	-\$296.3b	--
	06:01	GB	RICS House Price Balance	Mar		--	-10%	--
	08:00	AU	Consumer Inflation Expectation	Apr		--	4.3%	--
	08:30	CN	PPI YoY	Mar		-2.8%	-2.7%	--
	08:30	CN	CPI YoY	Mar		0.4%	0.7%	--
	15:30	GB	Bank of England Bank Liabilities/Credit Conditions Surveys					
	19:15	EZ	ECB Main Refinancing Rate	11-Apr		4.50%	4.50%	--
	19:15	EZ	ECB Marginal Lending Facility	11-Apr		4.75%	4.75%	--
	19:15	EZ	ECB Deposit Facility Rate	11-Apr		4.00%	4.00%	--
	19:30	US	PPI Final Demand MoM	Mar		0.3%	0.6%	--
	19:30	US	PPI Ex Food and Energy MoM	Mar		0.2%	0.3%	--
19:30	US	PPI Ex Food, Energy, Trade MoM	Mar		--	0.4%	--	
19:30	US	PPI Final Demand YoY	Mar		--	1.6%	--	

	19:30	US	PPI Ex Food and Energy YoY	Mar	--	2%	--
	19:30	US	PPI Ex Food, Energy, Trade YoY	Mar	--	2.8%	--
	19:30	US	Initial Jobless Claims	6-Apr	--	221k	--
	19:30	US	Continuing Claims	30-Mar	--	1791k	--
	19:45	EZ	ECB President Christine Lagarde Holds Press Conference				
	19:45	US	Fed's Williams Gives Keynote Remarks				
	23:00	US	Fed's Collins Speaks at Economic Club of New York				
Fri/12-Apr-24	N/A	CN	Trade Balance	Mar	\$71.34b	\$39.71b	\$75.31b
	N/A	CN	Exports YoY	Mar	-1.5%	5.6%	--
	N/A	CN	Imports YoY	Mar	1%	-8.2%	--
	N/A	CN	Exports YoY CNY	Mar	--	10.6%	--
	N/A	CN	Imports YoY CNY	Mar	--	-3.9%	--
	N/A	CN	Trade Balance CNY	Mar	--	281.97b	--
	00:30	US	Fed's Bostic Participates in Moderated Conversation				
	01:00	GB	BOE's Megan Greene speaks				
	05:30	NZ	BusinessNZ Manufacturing PMI	Mar	--	49.3	--
	11:30	JP	Industrial Production MoM	Feb F	--	-0.1%	--
	11:30	JP	Industrial Production YoY	Feb F	--	-3.4%	--
	11:30	JP	Capacity Utilization MoM	Feb	--	-7.9%	--
	13:00	DE	CPI YoY	Mar F	--	2.2%	--
	13:00	DE	CPI MoM	Mar F	--	0.4%	--
	13:00	DE	CPI EU Harmonized MoM	Mar F	--	0.6%	--
	13:00	DE	CPI EU Harmonized YoY	Mar F	--	2.3%	--
	13:00	GB	Monthly GDP (MoM)	Feb	--	0.2%	--
	13:00	GB	Monthly GDP (3M/3M)	Feb	--	-0.1%	--
	13:00	GB	Industrial Production MoM	Feb	--	-0.2%	--
	13:00	GB	Industrial Production YoY	Feb	--	0.5%	--
	13:00	GB	Manufacturing Production MoM	Feb	--	0.0%	--
	13:00	GB	Manufacturing Production YoY	Feb	--	2%	--
	13:00	GB	Construction Output MoM	Feb	--	1.1%	--
	13:00	GB	Construction Output YoY	Feb	--	0.7%	--
	13:00	GB	Index of Services MoM	Feb	--	0.2%	--
	13:00	GB	Index of Services 3M/3M	Feb	--	0.0%	--
	13:00	GB	Visible Trade Balance GBP/Mn	Feb	--	£14515m	--
	13:00	GB	Trade Balance GBP/Mn	Feb	--	-£3129m	--
	13:00	GB	Visible Trade Balance Ex Precious Metals	Feb	--	£16068m	--
	13:00	GB	Trade Balance Ex Precious Metals	Feb	--	-£4682m	--
	15:00	EZ	ECB Survey of Professional Forecasters				
	18:00	GB	Bank of England releases Bernanke report on forecasting				
	19:30	US	Import Price Index MoM	Mar	0.3%	0.3%	--
	19:30	US	Import Price Index ex Petroleum MoM	Mar	--	0.2%	--
	19:30	US	Import Price Index YoY	Mar	--	-0.8%	--
	19:30	US	Export Price Index MoM	Mar	0.2%	0.8%	--
	19:30	US	Export Price Index YoY	Mar	--	-1.8%	--
	20:00	CA	Existing Home Sales MoM	Mar	--	-3.1%	--
	21:00	US	U. of Mich. Sentiment	Apr P	78.7	79.4	--
	21:00	US	U. of Mich. Current Conditions	Apr P	--	82.5	--
	21:00	US	U. of Mich. Expectations	Apr P	--	77.4	--
	21:00	US	U. of Mich. 1 Yr Inflation	Apr P	--	2.9%	--
	21:00	US	U. of Mich. 5-10 Yr Inflation	Apr P	--	2.8%	--
Sat/13-Apr-24	00:00	US	Baker Hughes U.S. Rig Count	12-Apr	--	--	--
	01:30	US	Fed's Bostic Gives Speech on Housing				
	02:30	US	Fed's Daly Participates in Fireside Chat				

OIL WTI – CL-MAY/USD (Exp. 18 Apr 2024)



RESISTANCE	88.38	
	87.68	
	86.50	
SUPPORT	84.62	
	83.92	
	82.74	
SUGGESTION	BUY	---
	SELL	85.60
	S/L	86.50
	T/P:	84.60 83.90

DATE	OPEN	HIGH	LOW	RANGE	CLOSE	CHANGE	PREVIOUS
Apr 09	86.51	86.97	85.09	1.88	85.33	↓ 1.23	86.56

WEEKLY		APRIL		2024	
HIGH	LOW	HIGH	LOW	HIGH	LOW
87.10 (08/Apr)	84.69 (08/Apr)	87.62 (05/Apr)	82.63 (01/Apr)	87.62 (05/Apr)	69.30 (03/Jan)

GOLD (XAU/USD)



RESISTANCE	2394.35	
	2379.76	
	2365.88	
SUPPORT	2337.41	
	2322.82	
	2308.94	
SUGGESTION	BUY	2351.00
	SELL	---
	S/L	2337.00
	T/P:	2365.00 2379.00

DATE	OPEN	HIGH	LOW	RANGE	CLOSE	CHANGE	PREVIOUS
Apr 09	2337.66	2365.16	2336.69	28.47	2352.01	↑ 13.15	2338.86

WEEKLY		APRIL		2024	
HIGH	LOW	HIGH	LOW	HIGH	LOW
2365.16 (09/Apr)	2302.78 (08/Apr)	2365.16 (09/Apr)	2228.35 (01/Apr)	2365.16 (09/Apr)	1989.97 (13/Feb)

SILVER – XAG/USD



RESISTANCE	29.124	
	28.713	
	28.418	
SUPPORT	27.712	
	27.301	
	27.006	
SUGGESTION	BUY	28.00
	SELL	---
	S/L	27.70
	T/P:	28.40 28.70

DATE	OPEN	HIGH	LOW	RANGE	CLOSE	CHANGE	PREVIOUS
Apr 09	27.834	28.303	27.597	0.706	28.122	↑ 0.275	27.847

WEEKLY		APRIL		2024	
HIGH	LOW	HIGH	LOW	HIGH	LOW
28.303 (09/Apr)	26.838 (08/Apr)	28.303 (09/Apr)	24.719 (01/Apr)	28.303 (09/Apr)	21.903 (22/Jan)

EUR/USD

Interest Rate: 4.50% (EU) / 5.25% - 5.50% (US)



RESISTANCE	1.09161	
	1.09001	
	1.08787	
SUPPORT	1.08413	
	1.08253	
	1.08039	
SUGGESTION	BUY	---
	SELL	1.0860
	S/L	1.0885
	T/P:	1.0815 1.0800

DATE	OPEN	HIGH	LOW	RANGE	CLOSE	CHANGE	PREVIOUS
Apr 09	1.08589	1.08842	1.08468	37,4	1.08572	↓ 1,6	1.08588

WEEKLY		APRIL		2024	
HIGH	LOW	HIGH	LOW	LOW	HIGH
1.08842 (09/Apr)	1.08201 (08/Apr)	1.08842 (09/Apr)	1.07237 (02/Apr)	1.10438 (02/Jan)	1.06941 (14/Feb)

All price & chart based on Valbury MT4 Platform

USDJPY

Interest Rate: 5.25% - 5.50% (US) / 0.00% (JP)



RESISTANCE	152.290	
	152.107	
	151.927	
SUPPORT	151.564	
	151.381	
	151.201	
SUGGESTION	BUY	151.75
	SELL	---
	S/L	151.55
	T/P:	151.95 152.10

DATE	OPEN	HIGH	LOW	RANGE	CLOSE	CHANGE	PREVIOUS
Apr 09	151.788	151.925	151.562	36,3	151.746	↓ 4,2	151.788

WEEKLY		APRIL		2024	
HIGH	LOW	HIGH	LOW	HIGH	LOW
151.932 (08/Apr)	151.562 (09/Apr)	151.944 (03/Apr)	150.802 (05/Apr)	151.961 (27/Mar)	140.806 (02/Jan)

GBP/USD

Interest Rate: 5.25% (GB) / 5.25% - 5.50% (US)



RESISTANCE	1.27678	
	1.27380	
	1.27072	
SUPPORT	1.26466	
	1.26168	
	1.25860	
SUGGESTION	BUY	1.2665
	SELL	---
	S/L	1.2635
	T/P:	1.2720 1.2740

DATE	OPEN	HIGH	LOW	RANGE	CLOSE	CHANGE	PREVIOUS
Apr 09	1.26523	1.27083	1.26477	60,6	1.26763	↑ 24,1	1.26522

WEEKLY		APRIL		2024	
HIGH	LOW	HIGH	LOW	HIGH	LOW
1.27083 (09/Apr)	1.26124 (08/Apr)	1.27083 (09/Apr)	1.25385 (01/Apr)	1.28926 (08/Mar)	1.25172 (05/Feb)

All price & chart based on Valbury MT4 Platform

USD/CHF

Interest Rate: 5.25% - 5.50% (US) / 1.50% (CH)



RESISTANCE	0.90978	
	0.90766	
	0.90542	
SUPPORT	0.90106	
	0.89894	
	0.89670	
SUGGESTION	BUY	---
	SELL	0.9035
	S/L	0.9060
	T/P:	0.8995 0.8975

DATE	OPEN	HIGH	LOW	RANGE	CLOSE	CHANGE	PREVIOUS
Apr 09	0.90514	0.90553	0.90117	43,6	0.90319	↓ 19,7	0.90516

WEEKLY		APRIL		2024	
HIGH	LOW	HIGH	LOW	HIGH	LOW
0.90645 (08/Apr)	0.90117 (09/Apr)	0.90945 (03/Apr)	0.89968 (05/Apr)	0.90945 (03/Apr)	0.84012 (02/Jan)

AUD/USD

Interest Rate: 4.35% (AU) / 5.25% - 5.50% (US)



RESISTANCE	0.66952	
	0.66697	
	0.66485	
SUPPORT	0.66018	
	0.65763	
	0.65551	
SUGGESTION	BUY	0.6625
	SELL	---
	S/L	0.6600
	T/P:	0.6650 0.6670

DATE	OPEN	HIGH	LOW	RANGE	CLOSE	CHANGE	PREVIOUS
Apr 09	0.66026	0.66442	0.65975	46,7	0.66273	↑ 24,9	0.66024

WEEKLY		APRIL		2024	
HIGH	LOW	HIGH	LOW	HIGH	LOW
0.66442 (09/Apr)	0.65584 (08/Apr)	0.66442 (09/Apr)	0.64798 (01/Apr)	0.68381 (02/Jan)	0.64418 (13/Feb)

All price & chart based on Valbury MT4 Platform

NZD/USD

Interest Rate: 5.50% (NZ) / 5.25% - 5.50% (US)



RESISTANCE	0.61248	
	0.61003	
	0.60795	
SUPPORT	0.60342	
	0.60097	
	0.59889	
SUGGESTION	BUY	0.6055
	SELL	---
	S/L	0.6035
	T/P:	0.6080 0.6100

DATE	OPEN	HIGH	LOW	RANGE	CLOSE	CHANGE	PREVIOUS
Apr 09	0.60305	0.60757	0.60304	45,3	0.60588	↑ 28,4	0.60304

WEEKLY		APRIL		2024	
HIGH	LOW	HIGH	LOW	HIGH	LOW
0.60757 (09/Apr)	0.59987 (08/Apr)	0.60757 (09/Apr)	0.59385 (01/Apr)	0.63216 (02/Jan)	0.59385 (01/Apr)

USD/CAD

Interest Rate: 5.25% - 5.50% (US) / 5.00% (CA)



RESISTANCE	1.36480	
	1.36228	
	1.35964	
SUPPORT	1.35448	
	1.35196	
	1.34932	
SUGGESTION	BUY	1.3570
	SELL	---
	S/L	1.3545
	T/P:	1.3595 1.3620

DATE	OPEN	HIGH	LOW	RANGE	CLOSE	CHANGE	PREVIOUS
Apr 09	1.35739	1.35976	1.35460	51,6	1.35700	↓ 4,3	1.35743

WEEKLY		APRIL		2024	
HIGH	LOW	HIGH	LOW	HIGH	LOW
1.36157 (08/Apr)	1.35460 (09/Apr)	1.36464 (05/Apr)	1.34769 (04/Apr)	1.36464 (05/Apr)	1.32277 (02/Jan)

All price & chart based on Valbury MT4 Platform

EURJPY

Interest Rate: 4.50% (EU) / 0.00% (JP)

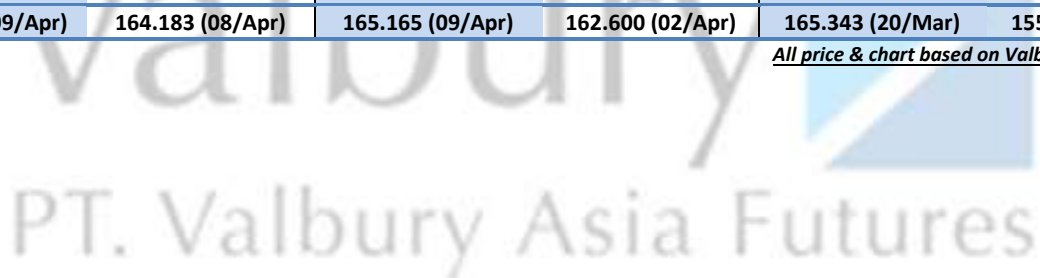


RESISTANCE	165.736	
	165.450	
	165.105	
SUPPORT	164.474	
	164.188	
	163.843	
SUGGESTION	BUY	---
	SELL	164.80
	S/L	165.10
	T/P:	164.50 164.20

DATE	OPEN	HIGH	LOW	RANGE	CLOSE	CHANGE	PREVIOUS
Apr 09	164.840	165.165	164.534	63,1	164.759	↓ 8,1	164.840

WEEKLY		APRIL		2024	
HIGH	LOW	HIGH	LOW	HIGH	LOW
165.165 (09/Apr)	164.183 (08/Apr)	165.165 (09/Apr)	162.600 (02/Apr)	165.343 (20/Mar)	155.060 (02/Jan)

All price & chart based on Valbury MT4 Platform



Disclaimer

All contents of this report have been prepared by the Research Dept. of Valbury Asia Futures and are provided solely for informational purpose. We have taken reasonable measures to ensure the accuracy of the report, however, do not guarantee its accuracy and will not accept liability for any consequential loss or damage which may arise directly or indirectly from any use of the report.

Published by RESEARCH DEPARTMENT – PT VALBURY ASIA FUTURES
Menara Karya 9th Floor, Jl. HR Rasuna Said Blok X-5 Kav. 1-2 Jakarta 12950 Indonesia
Phone : +6221-25533777, Email: research@valbury.com