








Daily Outlook

GLOBAL MARKETS & ECONOMIES | WEEKLY ECONOMIC INDICATORS | CURRENCIES | PRECIOUS METAL | O I L |
**“USD Menguat Di Tengah Prospek Suku Bunga, Fokus Ke Pertemuan Kebijakan
 Moneter Bank of England (BoE)”**

Counter	News	Trend	Support	Resistance
 CLc1 (WTI)	OIL – Harga minyak naik tipis pada hari Rabu setelah data menunjukkan persediaan minyak mentah AS turun pada minggu lalu karena para penyuling perlahan-lahan meningkatkan produksi menjelang musim mengemudi musim panas sementara dolar yang lebih kuat membatasi kenaikan. Resistance 80.00, support 77.66	↑	77.66	80.00
 XAUUSD	XAUUSD – Harga emas stabil pada hari Rabu sementara investor menunggu data ekonomi AS untuk mendapatkan petunjuk mengenai potensi penurunan suku bunga oleh Federal Reserve namun kenaikan di batasi oleh imbal hasil Treasury AS yang lebih tinggi dan penguatan dolar. Resistance 2318.63, support 2300.94	↓	2300.94	2318.63
 EURUSD	EURUSD – Harga turun setelah USD ditutup menguat pada hari Rabu karena investor bertaruh bahwa ekonomi AS akan lebih baik dibandingkan negara-negara lain dan menguat untuk hari ketiga terhadap yen Jepang, Bank Sentral Eropa (ECB) telah mengisyaratkan niatnya untuk melakukan pemotongan pada bulan Juni, dengan asumsi data menunjukkan arah yang benar. Resistance utama di 1.0768, support di 1.0723	↓	1.0723	1.0768
 USDJPY	USDJPY – USD menguat pada hari Rabu karena investor bertaruh bahwa ekonomi AS akan mengungguli negara-negara lain dan lebih tinggi untuk hari ketiga terhadap yen membuat investor tetap waspada terhadap risiko intervensi dari otoritas Jepang. Resistance 155.91, support 154.82	↑	154.82	155.91
 GBPUSD	GBPUSD – Harga turun setelah USD ditutup menguat pada hari Rabu karena investor bertaruh bahwa ekonomi AS akan lebih baik dibandingkan negara-negara lain dan menguat untuk hari ketiga terhadap yen Jepang, sementara pound terjebak di wilayah negatif menjelang pertemuan Bank of England pada hari Kamis. Resistance utama 1.2530, support 1.2472	↓	1.2472	1.2530
 USDCHF	USDCHF – Harga naik setelah USD ditutup menguat pada hari Rabu karena investor bertaruh bahwa ekonomi AS akan lebih baik dibandingkan negara-negara lain dan menguat untuk hari ketiga terhadap yen Jepang, membuat investor tetap waspada terhadap risiko intervensi dari Tokyo. Resistance utama 0.9103, support 0.9058	↑	0.9058	0.9103
 AUDUSD	AUDUSD – Harga turun setelah USD menguat pada hari Rabu karena investor bertaruh bahwa ekonomi AS akan mengungguli negara-negara lain serta pernyataan dari pejabat Federal Reserve bahwa suku bunga akan tetap tinggi selama hal tersebut diperlukan untuk menurunkan inflasi. Resistance 0.6599, support 0.6558	↓	0.6558	0.6599

ECONOMIC INDICATORS

DATE	WIB	CT Y	INDICATORS	PER	ACTUAL	FORECAST	PREV.	REV.
06-May - 17-May	N/A	EZ	EU Commission Economic Forecasts					
Mon/06-May-24	All	JP	Bank Holiday (Children's Day)					
	07:30	HK	S&P Global Hong Kong PMI	Apr	50.6	--	50.9	--
	08:30	AU	Melbourne Institute Inflation YoY	Apr		--	3.8%	--
	08:30	AU	Melbourne Institute Inflation MoM	Apr	0.1%	--	0.1%	--
	08:45	CN	Caixin China PMI Composite	Apr	52.8	--	52.7	--
	08:45	CN	Caixin China PMI Services	Apr	52.5	52.5	52.7	--
	14:55	DE	HCOB Germany Services PMI	Apr F	53.2	53.3	50.1	--
	14:55	DE	HCOB Germany Composite PMI	Apr F	50.6	50.5	47.7	--
	All	GB	Bank Holiday (Early May Bank Holiday)					
	15:00	EZ	HCOB Eurozone Services PMI	Apr F	53.3	52.9	51.5	--
	15:00	EZ	HCOB Eurozone Composite PMI	Apr F	51.7	51.4	50.3	--
	15:30	EZ	Sentix Investor Confidence	May	-3.6%	-4.8%	-5.9	--
	16:00	EZ	PPI MoM	Mar	-0.4%	-0.4%	-1%	-1.1%
	16:00	EZ	PPI YoY	Mar	-7.8%	-7.7%	-8.3%	-8.5%
	18:15	EZ	ECB's Villeroy Speaks at BIS Innovation Summit					
	18:30	EZ	ECB's Nagel, Panetta, RBI's Das Speak at BIS Innovation Summit					
	23:50	US	Fed's Barkin Speaks on Economic Outlook					
Tue/07-May-24	00:00	US	Fed's Williams Participates in Fireside Chat					
	01:00	US	Senior Loan Officer Opinion Survey on Bank Lending Practices					
	07:30	JP	Jibun Bank Japan PMI Composite	Apr F	52.3	--	51.7	--
	07:30	JP	Jibun Bank Japan PMI Services	Apr F	54.3	54.6	54.1	--
	08:30	AU	Retail Sales Ex Inflation QoQ	1Q	-0.4%	-0.3%	0.3%	0.4%
	11:30	AU	RBA Cash Rate Target	7-May	4.35%	4.35%	4.35%	--
	11:30	AU	RBA-Statement on Monetary Policy					
	12:45	CH	Unemployment Rate	Apr	2.3%	--	2.4%	--
	12:45	CH	Unemployment Rate SA	Apr	2.3%	2.3%	2.3%	--
	13:00	DE	Factory Orders MoM	Mar	-0.4%	0.5%	0.2%	-0.8%
	13:00	DE	Factory Orders WDA YoY	Mar		-1.3%	-10.6%	--
	13:00	DE	Trade Balance SA	Mar	€22.3b	€22.4b	€21.4b	--
	13:00	DE	Exports SA MoM	Mar	0.9%	0.4%	-2%	-1.6%
	13:00	DE	Imports SA MoM	Mar	0.3%	-1%	3.2%	3.0%
	14:30	DE	HCOB Germany Construction PMI	Apr	37.5	--	38.3	--
	15:30	GB	S&P Global UK Construction PMI	Apr	53	50.4	50.2	--
	16:00	EZ	Retail Sales MoM	Mar	0.8%	0.6%	-0.5%	-0.3%
	16:00	EZ	Retail Sales YoY	Mar	0.7%	--	-0.7%	-0.5%
	20:00	EZ	ECB's De Cos, MAS's Chia, HKMA's Yue Speak at BIS Summit					
	21:00	CA	Ivey Purchasing Managers Index SA	Apr	63	58.1	57.5	--
	22:30	US	Fed's Kashkari Participates in Fireside Chat					
Wed/08-May-24	02:00	US	Consumer Credit	Mar	\$6.27b	\$15b	\$14.12b	--
	13:00	DE	Industrial Production SA MoM	Mar	-0.4%	-0.6%	2.1%	1.7%
	13:00	DE	Industrial Production WDA YoY	Mar	-3.35%	-3.6%	-4.9%	-5.16%
	19:00	EZ	ECB's Wunsch Speaks in Frankfurt					
	21:00	US	Wholesale Trade Sales MoM	Mar	-1.3%	--	2.3%	2%
	21:00	US	Wholesale Inventories MoM	Mar F	-0.4%	-0.4%	0.2%	--
	21:30	US	DOE U.S. Crude Oil Inventories	3-May	-1361k	-1430k	7265k	--
	21:30	US	DOE Cushing OK Crude Inventory	3-May	1880k	--	1089k	--
	21:30	US	DOE U.S. Gasoline Inventories	3-May	915k	-1180k	344k	--
	21:30	US	DOE U.S. Distillate Inventory	3-May	560k	-1000k	-732k	--
	21:30	US	DOE U.S. Refinery Utilization	3-May	1%	--	-1%	--
	22:00	US	Fed's Jefferson Speaks About Careers in Economics					
	22:45	US	Fed's Collins Speaks to MIT Students					
Thu/09-May-24	N/A	CN	Exports YoY	Apr		3%	-7.5%	--
	N/A	CN	Imports YoY	Apr		4%	-1.9%	--
	N/A	CN	Trade Balance	Apr		\$81.35b	\$58.55b	--
	N/A	CN	Exports YoY CNY	Apr		--	-3.8%	--
	N/A	CN	Imports YoY CNY	Apr		--	2%	--
	N/A	CN	Trade Balance CNY	Apr		--	415.86b	--
	00:30	US	Fed's Cook Speaks on Financial Stability					
	06:01	GB	S&P Global, KPMG and REC UK Report on Jobs					
	06:50	JP	BOJ Summary of Opinions (April MPM)					
	12:00	JP	Leading Index CI	Mar P		111.1	111.8	--
	12:00	JP	Coincident Index	Mar P		114	111.6	--

	All	CH	Bank Holiday (Ascension Day)					
	18:00	GB	Bank of England Bank Rate	9-May		5.25%	5.25%	--
	18:30	GB	BOE Governor Press Conference					
	19:15	EZ	ECB's Cipollone Speaks					
	19:15	EZ	ECB's Guindos Speaks					
	19:30	US	Initial Jobless Claims	4-May		--	208k	--
	19:30	US	Continuing Claims	27-Apr		--	1774k	--
	20:00	GB	BOE decision maker panel survey					
	21:00	CA	Bank of Canada releases Financial System Review					
	23:15	GB	BOE Chief Economist Huw Pill Q&A					
Fri/10-May-24	05:30	NZ	BusinessNZ Manufacturing PMI	Apr		--	47.1	--
	06:50	JP	BoP Current Account Balance	Mar		¥3440.7b	¥2644.2b	--
	06:50	JP	BoP Current Account Adjusted	Mar		¥2044.2b	¥1368.6b	--
	06:50	JP	Trade Balance BoP Basis	Mar		¥523.0b	-¥280.9b	--
	12:00	JP	Eco Watchers Survey Current SA	Apr		50.3	49.8	--
	12:00	JP	Eco Watchers Survey Outlook SA	Apr		51.6	51.2	--
	13:00	GB	GDP QoQ	1Q P		0.4%	-0.3%	--
	13:00	GB	GDP YoY	1Q P		0.0%	-0.2%	--
	13:00	GB	Exports QoQ	1Q P		--	-0.8%	--
	13:00	GB	Imports QoQ	1Q P		--	-0.3%	--
	13:00	GB	Monthly GDP (MoM)	Mar		--	0.1%	--
	13:00	GB	Industrial Production MoM	Mar		--	1.1%	--
	13:00	GB	Industrial Production YoY	Mar		--	1.4%	--
	13:00	GB	Manufacturing Production MoM	Mar		--	1.2%	--
	13:00	GB	Manufacturing Production YoY	Mar		--	2.7%	--
	13:00	GB	Construction Output MoM	Mar		--	-1.9%	--
	13:00	GB	Construction Output YoY	Mar		--	-2%	--
	13:00	GB	Index of Services MoM	Mar		--	0.1%	--
	13:00	GB	Index of Services 3M/3M	Mar		--	0.2%	--
	13:00	GB	Visible Trade Balance GBP/Mn	Mar		--	£14212m	--
	13:00	GB	Trade Balance GBP/Mn	Mar		--	-£2291m	--
	13:00	GB	Visible Trade Balance Ex Precious Metals	Mar		--	£15308m	--
	13:00	GB	Trade Balance Ex Precious Metals	Mar		--	-£3387m	--
	14:00	EZ	ECB's Cipollone Speaks					
	18:15	GB	BOE's Huw Pill speaks					
	18:30	EZ	ECB Publishes Account of April Policy Meeting					
	19:30	CA	Net Change in Employment	Apr		17.5k	-2.2k	--
	19:30	CA	Part Time Employment Change	Apr		--	-1.6k	--
	19:30	CA	Full Time Employment Change	Apr		--	-0.7k	--
	19:30	CA	Unemployment Rate	Apr		6.2%	6.1%	--
	19:30	CA	Hourly Wage Rate Permanent Employees YoY	Apr		--	5%	--
	19:30	CA	Participation Rate	Apr		--	65.3%	--
	20:00	US	Fed's Bowman Speaks on Financial Stability Risks					
	21:00	US	U. of Mich. Sentiment	May P		77	77.2	--
	21:00	US	U. of Mich. Current Conditions	May P		--	79	--
	21:00	US	U. of Mich. Expectations	May P		--	76	--
	21:00	US	U. of Mich. 1 Yr Inflation	May P		--	3.2%	--
	21:00	US	U. of Mich. 5-10 Yr Inflation	May P		--	3%	--
	23:45	US	Fed's Goolsbee Speaks in Moderated Q&A					
Sat/11-May-24	00:00	US	Baker Hughes U.S. Rig Count	10-May		--	--	--
	00:30	US	Fed's Barr Gives Commencement Speech					
	01:00	US	Monthly Budget Statement	Apr		--	-\$236.5b	--
	08:30	CN	PPI YoY	Apr		-2.3%	-2.8%	--
	08:30	CN	CPI YoY	Apr		0.1%	0.1%	--

OIL WTI – CL-JUN/USD

(Exp. 17 May 2024)



DATE	OPEN	HIGH	LOW	RANGE	CLOSE	CHANGE	PREVIOUS
May 08	78.32	79.25	76.91	2.34	79.20	↑ 0.86	78.34

WEEKLY		MAY		2024	
HIGH	LOW	HIGH	LOW	HIGH	LOW
79.25 (08/May)	76.91 (08/May)	81.56 (01/May)	76.91 (08/May)	87.63 (12/Apr)	69.30 (03/Jan)

GOLD (XAU/USD)



DATE	OPEN	HIGH	LOW	RANGE	CLOSE	CHANGE	PREVIOUS
May 08	2314.07	2321.29	2303.60	17.69	2308.46	↓ 5.29	2313.75

WEEKLY		MAY		2024	
HIGH	LOW	HIGH	LOW	HIGH	LOW
2331.96 (06/May)	2291.67 (06/May)	2331.96 (06/May)	2277.20 (03/May)	2431.35 (12/Apr)	1989.97 (13/Feb)

SILVER – XAG/USD



RESISTANCE	27.993	
	27.728	
	27.521	
SUPPORT	27.049	
	26.784	
	26.577	
SUGGESTION	BUY	27.25
	SELL	---
	S/L	27.05
	T/P:	27.50
		27.70

DATE	OPEN	HIGH	LOW	RANGE	CLOSE	CHANGE	PREVIOUS
May 08	27.206	27.463	26.991	0.472	27.314	↑ 0.099	27.215

WEEKLY		MAY		2024	
HIGH	LOW	HIGH	LOW	HIGH	LOW
27.507 (07/May)	26.412 (06/May)	27.507 (07/May)	26.001 (02/May)	29.773 (12/Apr)	21.903 (22/Jan)

EUR/USD

Interest Rate: 4.50% (EU) / 5.25% - 5.50% (US)



RESISTANCE	1.07811	
	1.07689	
	1.07586	
SUPPORT	1.07361	
	1.07239	
	1.07136	
SUGGESTION	BUY	---
	SELL	1.0750
	S/L	1.0775
	T/P:	1.0710
		1.0695

DATE	OPEN	HIGH	LOW	RANGE	CLOSE	CHANGE	PREVIOUS
May 08	1.07549	1.07567	1.07342	22,5	1.07483	↓ 6,5	1.07548

WEEKLY		MAY		2024	
HIGH	LOW	HIGH	LOW	LOW	HIGH
1.07900 (06/May)	1.07342 (08/May)	1.08114 (03/May)	1.06487 (01/May)	1.10438 (02/Jan)	1.06003 (16/Apr)

All price & chart based on Valbury MT4 Platform

USDJPY

Interest Rate: 5.25% - 5.50% (US) / 0.00% (JP)



RESISTANCE	157.004	
	156.339	
	155.914	
SUPPORT	154.824	
	154.159	
	153.734	
SUGGESTION	BUY	155.35
	SELL	---
	S/L	154.80
	T/P:	155.90 156.35

DATE	OPEN	HIGH	LOW	RANGE	CLOSE	CHANGE	PREVIOUS
May 08	154.590	155.675	154.585	109,0	155.488	↑ 89,8	154.590

WEEKLY		MAY		2024	
HIGH	LOW	HIGH	LOW	HIGH	LOW
155.675 (08/May)	153.113 (06/May)	157.980 (01/May)	151.855 (03/May)	160.194 (29/Apr)	140.806 (02/Jan)

GBP/USD

Interest Rate: 5.25% (GB) / 5.25% - 5.50% (US)



RESISTANCE	1.25540	
	1.25308	
	1.25131	
SUPPORT	1.24722	
	1.24490	
	1.24313	
SUGGESTION	BUY	---
	SELL	1.2500
	S/L	1.2530
	T/P:	1.2460 1.2440

DATE	OPEN	HIGH	LOW	RANGE	CLOSE	CHANGE	PREVIOUS
May 08	1.25072	1.25076	1.24667	40,9	1.24954	↓ 11,8	1.25072

WEEKLY		MAY		2024	
HIGH	LOW	HIGH	LOW	HIGH	LOW
1.25932 (06/May)	1.24667 (08/May)	1.26335 (03/May)	1.24651 (01/May)	1.28926 (08/Mar)	1.22985 (22/Apr)

All price & chart based on Valbury MT4 Platform

USD/CHF

Interest Rate: 5.25% - 5.50% (US) / 1.50% (CH)



RESISTANCE	0.91120	
	0.91034	
	0.90893	
SUPPORT	0.90666	
	0.90580	
	0.90439	
SUGGESTION	BUY	0.9075
	SELL	---
	S/L	0.9055
	T/P:	0.9110 0.9125

DATE	OPEN	HIGH	LOW	RANGE	CLOSE	CHANGE	PREVIOUS
May 08	0.90811	0.90947	0.90720	22,7	0.90753	↓ 5,9	0.90812

WEEKLY		MAY		2024	
HIGH	LOW	HIGH	LOW	HIGH	LOW
0.90947 (08/May)	0.90349 (06/May)	0.92232 (01/May)	0.90052 (03/May)	0.92232 (01/May)	0.84012 (02/Jan)

AUD/USD

Interest Rate: 4.35% (AU) / 5.25% - 5.50% (US)



RESISTANCE	0.66393	
	0.66183	
	0.65990	
SUPPORT	0.65587	
	0.65377	
	0.65184	
SUGGESTION	BUY	---
	SELL	0.6580
	S/L	0.6600
	T/P:	0.6560 0.6540

DATE	OPEN	HIGH	LOW	RANGE	CLOSE	CHANGE	PREVIOUS
May 08	0.65968	0.65973	0.65570	40,3	0.65797	↓ 17,1	0.65968

WEEKLY		MAY		2024	
HIGH	LOW	HIGH	LOW	HIGH	LOW
0.66430 (07/May)	0.65570 (08/May)	0.66485 (03/May)	0.64643 (01/May)	0.68381 (02/Jan)	0.63612 (19/Apr)

All price & chart based on Valbury MT4 Platform

NZD/USD

Interest Rate: 5.50% (NZ) / 5.25% - 5.50% (US)



DATE	OPEN	HIGH	LOW	RANGE	CLOSE	CHANGE	PREVIOUS
May 08	0.60015	0.60044	0.59800	24,4	0.60036	↑ 2,2	0.60014

WEEKLY		MAY		2024	
HIGH	LOW	HIGH	LOW	HIGH	LOW
0.60308 (06/May)	0.59800 (08/May)	0.60476 (03/May)	0.58733 (01/May)	0.63216 (02/Jan)	0.58512 (19/Apr)

USD/CAD

Interest Rate: 5.25% - 5.50% (US) / 5.00% (CA)



DATE	OPEN	HIGH	LOW	RANGE	CLOSE	CHANGE	PREVIOUS
May 08	1.37247	1.37616	1.37161	45,5	1.37206	↓ 4,1	1.37247

WEEKLY		MAY		2024	
HIGH	LOW	HIGH	LOW	HIGH	LOW
1.37616 (08/May)	1.36468 (06/May)	1.37821 (01/May)	1.36084 (03/May)	1.38450 (16/Apr)	1.32277 (02/Jan)

All price & chart based on Valbury MT4 Platform

EURJPY

Interest Rate: 4.50% (EU) / 0.00% (JP)




RESISTANCE	168.658	
	167.997	
	167.583	
SUPPORT	166.508	
	165.847	
	165.433	
SUGGESTION	BUY	167.00
	SELL	---
	S/L	166.50
	T/P:	167.60 168.00

DATE	OPEN	HIGH	LOW	RANGE	CLOSE	CHANGE	PREVIOUS
May 08	166.269	167.337	166.262	107,5	167.168	↑ 89,9	166.269

WEEKLY		MAY		2024	
HIGH	LOW	HIGH	LOW	HIGH	LOW
167.337 (08/May)	164.806 (06/May)	168.659 (01/May)	164.008 (03/May)	171.550 (29/Apr)	155.060 (02/Jan)

All price & chart based on Valbury MT4 Platform



Disclaimer

All contents of this report have been prepared by the Research Dept. of Valbury Asia Futures and are provided solely for informational purpose. We have taken reasonable measures to ensure the accuracy of the report, however, do not guarantee its accuracy and will not accept liability for any consequential loss or damage which may arise directly or indirectly from any use of the report.

Published by RESEARCH DEPARTMENT – PT VALBURY ASIA FUTURES
Menara Karya 9th Floor, Jl. HR Rasuna Said Blok X-5 Kav. 1-2 Jakarta 12950 Indonesia
Phone : +6221-25533777, Email: research@valbury.com