








Daily Outlook

GLOBAL MARKETS & ECONOMIES | WEEKLY ECONOMIC INDICATORS | CURRENCIES | PRECIOUS METAL | O I L |

Counter	News	Trend	Support	Resistance
 EURUSD	EURUSD – Harga sedikit berubah setelah USD diperdagangkan stabil pada hari itu tetapi turun dari level tertinggi dalam tiga bulan yang dicapai sebelumnya pada hari Rabu setelah Ketua Federal Reserve Jerome Powell tidak memberikan kejutan besar pada hari kedua kesaksiannya di depan Kongres dan karena investor menunggu data pekerjaan pada hari Jumat. Resistance utama di 1.0569, support di 1.0520	↓	1.0520	1.0569
 USDJPY	USDJPY – Harga melemah karena USD stabil tetapi turun dari level tertinggi dalam tiga bulan yang dicapai pada hari sebelumnya setelah Ketua Federal Reserve Jerome Powell tidak memberikan kejutan besar pada hari kedua kesaksiannya di depan Kongres dan investor menunggu rilis data pekerjaan AS pada hari Jumat. Resistance 137.95, support 136.51	↑	136.51	137.95
 USDCHF	USDCHF – Harga sedikit berubah setelah USD diperdagangkan stabil pada hari itu tetapi turun dari level tertinggi dalam tiga bulan yang dicapai sebelumnya pada hari Rabu setelah Ketua Federal Reserve Jerome Powell tidak memberikan kejutan besar pada hari kedua kesaksiannya di depan Kongres dan karena investor menunggu data pekerjaan pada hari Jumat. Resistance utama 0.9436, support 0.9386	↑	0.9386	0.9436
 GBPUSD	GBPUSD – Harga sedikit berubah setelah USD diperdagangkan stabil pada hari itu tetapi turun dari level tertinggi dalam tiga bulan yang dicapai sebelumnya pada hari Rabu setelah Ketua Federal Reserve Jerome Powell tidak memberikan kejutan besar pada hari kedua kesaksiannya di depan Kongres dan karena investor menunggu data pekerjaan pada hari Jumat. Resistance utama 1.1890, support 1.1777	↓	1.1777	1.1890
 AUDUSD	AUDUSD – Harga turun setelah USD stabil tetapi turun dari level tertinggi dalam tiga bulan yang dicapai pada hari sebelumnya setelah Ketua Federal Reserve Jerome Powell tidak memberikan kejutan besar pada hari kedua kesaksiannya di depan Kongres dan investor menunggu rilis data pekerjaan AS pada hari Jumat. Resistance 0.6622, support 0.6561	↓	0.6561	0.6622
 XAUUSD	XAUUSD – Harga emas stabil pada hari Rabu setelah turun hampir 2% pada hari sebelumnya karena penguatan dolar, permintaan untuk aset yang tidak memberikan imbal hasil ini turun setelah Ketua Federal Reserve Jerome Powell mengisyaratkan lebih banyak kenaikan suku bunga dan imbal hasil Treasury AS yang lebih tinggi turut menekan harga. Resistance 1822.07, support 1807.17	↓	1807.17	1822.07
 CLc1 (WTI)	Oil – Harga minyak jatuh pada hari Rabu karena kekhawatiran kenaikan suku bunga AS yang lebih agresif akan menekan pertumbuhan ekonomi dan permintaan minyak melebihi penurunan stok minyak mentah AS yang lebih besar dari perkiraan. Resistance 77.44, support 75.83	↓	75.83	77.44

ECONOMIC INDICATORS

DATE	WIB	CT Y	INDICATORS	PER	ACTUAL	FORECAST	PREV.	REV.
Mon/06-Mar-23	07:00	AU	Melbourne Institute Inflation MoM	Feb	0.4%	--	0.9%	--
	07:00	AU	Melbourne Institute Inflation YoY	Feb		--	6.4%	--
	14:30	CH	CPI YoY	Feb	3.4%	3.1%	3.3%	--
	14:30	CH	CPI MoM	Feb	0.7%	0.4%	0.6%	--
	14:30	CH	CPI EU Harmonized MoM	Feb		--	0.7%	--
	14:30	CH	CPI EU Harmonized YoY	Feb		--	3.2%	--
	14:30	CH	CPI Core YoY	Feb		--	2.2%	--
	15:30	DE	S&P Global Germany Construction PMI	Feb	48.6	--	43.3	--
	16:30	EZ	Sentix Investor Confidence	Mar	-11.1	-6.3	-8	--
	16:30	GB	S&P Global/CIPS UK Construction PMI	Feb	54.6	49.1	48.4	--
	17:00	EZ	Retail Sales MoM	Jan	0.3%	1%	-1.7%	--
	17:00	EZ	Retail Sales YoY	Jan	-2.3%	-1.8%	-2.8%	--
	22:00	CA	Ivey Purchasing Managers Index SA	Feb	51.6	55.9	60.1	--
	22:00	US	Factory Orders	Jan	-1.6%	-1.8%	1.8%	1.7%
	22:00	US	Factory Orders Ex Trans	Jan	1.2%	--	-1.2%	--
	22:00	US	Durable Goods Orders	Jan F		--	-4.5%	--
	22:00	US	Durables Ex Transportation	Jan F		--	0.7%	--
	22:00	US	Cap Goods Orders Nondef Ex Air	Jan F		--	0.8%	--
	22:00	US	Cap Goods Ship Nondef Ex Air	Jan F		--	1.1%	--
Tue/07-Mar-23	N/A	CN	Exports YTD YoY CNY	Feb		--	--	--
	N/A	CN	Imports YTD YoY CNY	Feb		--	--	--
	N/A	CN	Trade Balance YTD CNY	Feb		--	--	--
	06:30	JP	Real Cash Earnings YoY	Jan		-2.4%	0.1%	--
	06:30	JP	Labor Cash Earnings YoY	Jan	0.8%	1.9%	4.8%	4.1%
	07:30	AU	Exports MoM	Jan	1.4%	--	-1%	-0.4%
	07:30	AU	Imports MoM	Jan	5%	--	1%	0.6%
	07:30	AU	Trade Balance	Jan	A\$11688m	A\$12500m	A\$12237m	A\$12985m
	10:30	AU	RBA Cash Rate Target	7-Mar	3.6%	3.6%	3.35%	--
	11:30	CN	Exports YTD YoY	Feb	-6.8%	-9.4%	-9.9%	--
	11:30	CN	Imports YTD YoY	Feb	-10.2%	-5.5%	-7.5%	--
	11:30	CN	Trade Balance YTD	Feb	\$116.88b	\$81.80b	\$78b	--
	13:45	CH	Unemployment Rate	Feb	2.1%	2.1%	2.2%	--
	13:45	CH	Unemployment Rate SA	Feb	1.9%	1.9%	1.9%	--
	14:00	DE	Factory Orders MoM	Jan	1%	-0.9%	3.2%	3.4%
	14:00	DE	Factory Orders WDA YoY	Jan		--	-10.1%	--
	16:00	EZ	ECB Consumer Expectations Survey					
	22:00	US	Wholesale Trade Sales MoM	Jan	1%	-0.3%	0.0%	-0.2%
	22:00	US	Wholesale Inventories MoM	Jan F	-0.4%	-0.4%	0.1%	--
	22:00	US	Powell Appears Before Senate Banking Panel					
Wed/08-Mar-23	04:55	AU	RBA's Lowe-Speech					
	06:50	JP	BoP Current Account Balance	Jan	¥-1976.6b	¥-756.5b	¥33.4b	--
	06:50	JP	BoP Current Account Adjusted	Jan	¥21630b	¥853.4b	¥1182.1b	¥11839b
	06:50	JP	Trade Balance BoP Basis	Jan		-¥2918.0b	¥1225.6b	--
	12:00	JP	Eco Watchers Survey Current SA	Feb	52	49.1	48.5	--
	12:00	JP	Leading Index CI	Jan P	96.5	96.9	97.2	96.9
	12:00	JP	Coincident Index	Jan P	96.1	96.4	99.1	--
	12:00	JP	Eco Watchers Survey Outlook SA	Feb	52	49.8	49.3	--
	14:00	DE	Retail Sales MoM	Jan	-0.3%	2%	-5.3%	--
	14:00	DE	Retail Sales NSA YoY	Jan	-6.9%	-6.1%	-6.4%	--
	14:00	DE	Industrial Production SA MoM	Jan	3.5%	1.4%	-3.1%	-2.4%
	14:00	DE	Industrial Production WDA YoY	Jan		--	-3.9%	--
	16:30	GB	BOE's Swati Dhingra speaks					
	17:00	EZ	ECB's Lagarde Speaks					
	17:00	EZ	GDP SA QoQ	4Q F	0.0	0.0%	0.1%	0.4%
	17:00	EZ	GDP SA YoY	4Q F	1.8%	1.9%	1.9%	2.4%
	17:00	EZ	Employment QoQ	4Q F	0.3%	0.4%	0.3%	--
	17:00	EZ	Employment YoY	4Q F	1.5%	1.5%	1.8%	--
	17:00	EZ	ECB's Lagarde Speaks					
	20:15	US	ADP Employment Change	Feb	242k	200k	106k	119k
	20:30	US	Trade Balance	Jan	\$-68.3b	\$-68.9b	\$-67.4b	\$-67.2b
	22:00	CA	Bank of Canada Rate Decision	8-Mar	4.5%	4.5%	4.50%	--
	22:00	US	Powell Appears Before House Financial Service Committee					
	22:30	US	DOE U.S. Crude Oil Inventories	3-Mar	-1694k	395k	1166k	1165k
	22:30	US	DOE Cushing OK Crude Inventory	3-Mar	-89k	--	307k	--

	22:30	US	DOE U.S. Gasoline Inventories	3-Mar	1134k	-1863k	-874k	--
	22:30	US	DOE U.S. Distillate Inventory	3-Mar	138k	-1038k	179k	--
	22:30	US	DOE U.S. Refinery Utilization	3-Mar	0.2%	-0.3%	-0.1%	--
Thu/09-Mar-23	06:50	JP	GDP Annualized SA QoQ	4Q F		0.9%	0.6%	--
	06:50	JP	GDP SA QoQ	4Q F		0.2%	0.2%	--
	06:50	JP	GDP Nominal SA QoQ	4Q F		1.3%	1.3%	--
	06:50	JP	GDP Deflator YoY	4Q F		1.1%	1.1%	--
	06:50	JP	GDP Private Consumption QoQ	4Q F		0.5%	0.5%	--
	06:50	JP	GDP Business Spending QoQ	4Q F		-0.5%	-0.5%	--
	06:50	JP	Inventory Contribution % GDP	4Q F		-0.4%	-0.5%	--
	06:50	JP	Net Exports Contribution % GDP	4Q F		0.3%	0.3%	--
	08:30	CN	CPI YoY	Feb		1.9%	2.1%	--
	08:30	CN	PPI YoY	Feb		-1.3%	-0.8%	--
	13:00	JP	Machine Tool Orders YoY	Feb P		--	-9.7%	--
	19:00	GB	BOE official Sarah Breeden speaks					
	20:30	US	Initial Jobless Claims	4-Mar		--	190k	--
	20:30	US	Continuing Claims	25-Feb		--	1655k	--
	22:00	US	Fed's Barr Speaks on Crypto					
Fri/10-Mar-23	N/A	JP	BOJ Policy Balance Rate	10-Mar		--	-0.10%	--
	N/A	JP	BOJ 10-Yr Yield Target	10-Mar		--	0.00%	--
	00:00	US	Household Change in Net Worth	4Q		--	-\$392b	--
	01:45	CA	Bank of Canada Speech: Carolyn Rogers, Senior Deputy Governor					
	04:30	NZ	BusinessNZ Manufacturing PMI	Feb		--	50.8	--
	04:45	NZ	Mfg Activity SA QoQ	4Q		--	5.1%	--
	04:45	NZ	Mfg Activity Volume QoQ	4Q		--	3.1%	--
	06:30	JP	Household Spending YoY	Jan		-0.1%	-1.3%	--
	06:50	JP	PPI YoY	Feb		8.5%	9.5%	--
	06:50	JP	PPI MoM	Feb		-0.3%	0.0%	--
	14:00	DE	CPI MoM	Feb F		--	0.8%	--
	14:00	DE	CPI YoY	Feb F		8.7%	8.7%	--
	14:00	DE	CPI EU Harmonized MoM	Feb F		--	1%	--
	14:00	DE	CPI EU Harmonized YoY	Feb F		9.3%	9.3%	--
	14:00	GB	Monthly GDP (MoM)	Jan		--	-0.5%	--
	14:00	GB	Monthly GDP (3M/3M)	Jan		--	-0.3%	--
	14:00	GB	Industrial Production MoM	Jan		--	0.3%	--
	14:00	GB	Industrial Production YoY	Jan		--	-4%	--
	14:00	GB	Manufacturing Production MoM	Jan		--	0.0%	--
	14:00	GB	Manufacturing Production YoY	Jan		--	-5.7%	--
	14:00	GB	Index of Services MoM	Jan		--	-0.8%	--
	14:00	GB	Index of Services 3M/3M	Jan		--	0.0%	--
	14:00	GB	Construction Output MoM	Jan		--	0.0%	--
	14:00	GB	Construction Output YoY	Jan		--	3.7%	--
	14:00	GB	Visible Trade Balance GBP/Mn	Jan		--	£19271m	--
	14:00	GB	Trade Balance GBP/Mn	Jan		--	-£7150m	--
	14:00	GB	Visible Trade Balance Ex Precious Metals	Jan		--	£23557m	--
	14:00	GB	Trade Balance Ex Precious Metals	Jan		--	£11436m	--
	20:30	CA	Net Change in Employment	Feb		--	150.0k	--
	20:30	CA	Full Time Employment Change	Feb		--	121.1k	--
	20:30	CA	Part Time Employment Change	Feb		--	28.9k	--
	20:30	CA	Unemployment Rate	Feb		--	5%	--
	20:30	CA	Participation Rate	Feb		--	65.7%	--
	20:30	CA	Hourly Wage Rate Permanent Employees YoY	Feb		--	4.5%	--
	20:30	CA	Capacity Utilization Rate	4Q		--	82.6%	--
	20:30	US	Average Hourly Earnings YoY	Feb		4.8%	4.4%	--
	20:30	US	Two-Month Payroll Net Revision	Feb		--	71k	--
	20:30	US	Change in Nonfarm Payrolls	Feb		215k	517k	--
	20:30	US	Change in Private Payrolls	Feb		200k	443k	--
	20:30	US	Change in Manufact. Payrolls	Feb		10k	19k	--
	20:30	US	Unemployment Rate	Feb		3.4%	3.4%	--
	20:30	US	Average Hourly Earnings MoM	Feb		0.3%	0.3%	--
	20:30	US	Average Weekly Hours All Employees	Feb		34.6	34.7	--
	20:30	US	Labor Force Participation Rate	Feb		--	62.4%	--
	20:30	US	Underemployment Rate	Feb		--	6.6%	--
Sat/11-Mar-23	01:00	US	Baker Hughes U.S. Rig Count	10-Mar		--	--	--
	02:00	US	Monthly Budget Statement	Feb		--	-\$38.8b	--

EUR/USD

Interest Rate: 3.00% (EU)/ 4.50%- 4.75% (US)



RESISTANCE	1.06192	
	1.05961	
	1.05697	
SUPPORT	1.05202	
	1.04971	
	1.04707	
SUGGESTION	BUY	---
	SELL	1.0560
	S/L	1.0590
	T/P:	1.0510 1.0490

DATE	OPEN	HIGH	LOW	RANGE	CLOSE	CHANGE	PREVIOUS
Mar 08	1.05492	1.05731	1.05236	49,5	1.05432	↓ 6,0	1.05492

WEEKLY		MARCH		2023	
HIGH	LOW	HIGH	LOW	HIGH	LOW
1.06936 (06/Mar)	1.05236 (08/Mar)	1.06936 (06/Mar)	1.05236 (08/Mar)	1.10322 (02/Feb)	1.04824 (06/Jan)

price & chart based on Valbury MT4 Platform

USDJPY

Interest Rate: 4.50%- 4.75% (US)/-0.10%(JP)



RESISTANCE	139.386	
	138.646	
	137.952	
SUPPORT	136.518	
	135.778	
	135.084	
SUGGESTION	BUY	137.20
	SELL	---
	S/L	136.50
	T/P:	137.95 138.65

DATE	OPEN	HIGH	LOW	RANGE	CLOSE	CHANGE	PREVIOUS
Mar 08	137.123	137.905	136.471	143,4	137.259	↑ 13,9	137.120

WEEKLY		MARCH		2023	
HIGH	LOW	HIGH	LOW	HIGH	LOW
137.905 (08/Mar)	135.362 (06/Mar)	137.905 (08/Mar)	135.248 (01/Mar)	137.905 (08/Mar)	127.217 (16/Jan)

GBP/USD

Interest Rate: 4.00% (GB)/4.50%- 4.75% (US)



RESISTANCE	1.19225	
	1.18905	
	1.18662	
SUPPORT	1.18099	
	1.17779	
	1.17536	
SUGGESTION	BUY	---
	SELL	1.1845
	S/L	1.1880
	T/P:	1.1790 1.1765

DATE	OPEN	HIGH	LOW	RANGE	CLOSE	CHANGE	PREVIOUS
Mar 08	1.18307	1.18584	1.18021	56,3	1.18420	↑ 11,3	1.18307

WEEKLY		MARCH		2023	
HIGH	LOW	HIGH	LOW	HIGH	LOW
1.20644 (07/Mar)	1.18021 (08/Mar)	1.20644 (07/Mar)	1.18021 (08/Mar)	1.24469 (23/Jan)	1.18021 (08/Mar)

All price & chart based on Valbury MT4 Platform

USD/CHF

Interest Rate: 4.50%- 4.75% (US)/ 1.00% (CH)



RESISTANCE	0.94868	
	0.94622	
	0.94368	
SUPPORT	0.93868	
	0.93622	
	0.93368	
SUGGESTION	BUY	0.9400
	SELL	---
	S/L	0.9370
	T/P:	0.9450 0.9470

DATE	OPEN	HIGH	LOW	RANGE	CLOSE	CHANGE	PREVIOUS
Mar 08	0.94124	0.94377	0.93877	50,0	0.94113	↓ 1,0	0.94123

WEEKLY		MARCH		2023	
HIGH	LOW	HIGH	LOW	HIGH	LOW
0.94377 (08/Mar)	0.92848 (07/Mar)	0.94377 (08/Mar)	0.92848 (07/Mar)	0.94377 (08/Mar)	0.90584 (02/Feb)

AUD/USD

Interest Rate: 3.60% (AU)/4.50%- 4.75% (US)



DATE	OPEN	HIGH	LOW	RANGE	CLOSE	CHANGE	PREVIOUS
Mar 08	0.65880	0.66281	0.65672	60,9	0.65885	↑ 4	0.65881

WEEKLY		MARCH		2023	
HIGH	LOW	HIGH	LOW	HIGH	LOW
0.67686 (06/Mar)	0.65672 (08/Mar)	0.67828 (01/Mar)	0.65672 (08/Mar)	0.71568 (02/Feb)	0.65672 (08/Mar)

All price & chart based on Valbury MT4 Platform

NZD/USD

Interest Rate: 4.75% (NZ)/4.50%- 4.75% (US)



DATE	OPEN	HIGH	LOW	RANGE	CLOSE	CHANGE	PREVIOUS
Mar 08	0.61077	0.61369	0.60837	53,2	0.61080	↑ 3	0.61077

WEEKLY		MARCH		2023	
HIGH	LOW	HIGH	LOW	HIGH	LOW
0.62244 (06/Mar)	0.60837 (08/Mar)	0.62748 (01/Mar)	0.60837 (08/Mar)	0.65372 (02/Feb)	0.60837 (08/Mar)

USD/CAD

Interest Rate: 4.50%- 4.75% (US) / 4.50%(CA)



RESISTANCE	1.38964	
	1.38552	
	1.38265	
SUPPORT	1.37566	
	1.37154	
	1.36867	
SUGGESTION	BUY	1.3790
	SELL	---
	S/L	1.3755
	T/P:	1.3825 1.3855

DATE	OPEN	HIGH	LOW	RANGE	CLOSE	CHANGE	PREVIOUS
Mar 08	1.37453	1.38139	1.37440	69,9	1.37979	↑ 52,2	1.37457

WEEKLY		MARCH		2023	
HIGH	LOW	HIGH	LOW	HIGH	LOW
1.38139 (08/Mar)	1.35810 (06/Mar)	1.38139 (08/Mar)	1.35541 (03/Mar)	1.38139 (08/Mar)	1.32610 (02/Feb)

All price & chart based on Valbury MT4 Platform

EURJPY

Interest Rate: 3.00%(EU) / -0.10% (JP)



RESISTANCE	146.222	
	145.723	
	145.228	
SUPPORT	144.234	
	143.735	
	143.240	
SUGGESTION	BUY	144.70
	SELL	---
	S/L	144.20
	T/P:	145.20 145.70

DATE	OPEN	HIGH	LOW	RANGE	CLOSE	CHANGE	PREVIOUS
Mar 08	144.679	145.223	144.229	99,4	144.734	↑ 5,4	144.680

WEEKLY		MARCH		2023	
HIGH	LOW	HIGH	LOW	HIGH	LOW
145.433 (07/Mar)	144.103 (06/Mar)	145.559 (02/Mar)	144.016 (01/Mar)	145.559 (02/Mar)	137.377 (03/Jan)

GOLD (XAU/USD)



DATE	OPEN	HIGH	LOW	RANGE	CLOSE	CHANGE	PREVIOUS
Mar 08	1813.62	1824.15	1809.25	14.90	1813.58	↑ 0.58	1813.00

WEEKLY		MARCH		2023	
HIGH	LOW	HIGH	LOW	HIGH	LOW
1858.14 (06/Mar)	1809.25 (08/Mar)	1858.14 (06/Mar)	1809.25 (08/Mar)	1959.62 (02/Feb)	1804.59 (28/Feb)

All price & chart based on Valbury MT4 Platform

SILVER – XAG/USD



DATE	OPEN	HIGH	LOW	RANGE	CLOSE	CHANGE	PREVIOUS
Mar 08	20.069	20.202	19.889	0.313	20.007	↓ 0.040	20.047

WEEKLY		MARCH		2023	
HIGH	LOW	HIGH	LOW	HIGH	LOW
21.282 (06/Mar)	19.889 (08/Mar)	21.282 (06/Mar)	19.889 (08/Mar)	24.611 (02/Feb)	19.889 (08/Mar)

OIL WTI – CL-APR/USD (Exp. 17 March 2023)



DATE	OPEN	HIGH	LOW	RANGE	CLOSE	CHANGE	PREVIOUS
Mar 08	77.29	77.74	76.13	1.61	76.48	↓ 0.74	77.22

WEEKLY		MARCH		2023	
HIGH	LOW	HIGH	LOW	HIGH	LOW
80.94 (07/Mar)	76.13 (08/Mar)	80.94 (07/Mar)	76.13 (08/Mar)	82.67 (18/Jan)	72.27 (06/Feb)

All price & chart based on Valbury MT4 Platform

PT. Valbury Asia Futures

Disclaimer

All contents of this report have been prepared by the Research Dept. of Valbury Asia Futures and are provided solely for informational purpose. We have taken reasonable measures to ensure the accuracy of the report, however, do not guarantee its accuracy and will not accept liability for any consequential loss or damage which may arise directly or indirectly from any use of the report.

Published by RESEARCH DEPARTMENT – PT VALBURY ASIA FUTURES
Menara Karya 9th Floor, Jl. HR Rasuna Said Blok X-5 Kav. 1-2 Jakarta 12950 Indonesia
Phone : +6221-25533777, Email: research@valbury.com