








Daily Outlook

GLOBAL MARKETS & ECONOMIES | WEEKLY ECONOMIC INDICATORS | CURRENCIES | PRECIOUS METAL | OIL |
“USD Turun Jelang Rilis Data Inflasi (CPI) AS, Emas Mempertahankan Kenaikan”

Counter	News	Trend	Support	Resistance
 CLc1 (WTI)	OIL – Harga minyak turun pada hari Senin mengakhiri reli beberapa sesi setelah Israel mengurangi pasukannya di Gaza selatan dan memulai babak baru pembicaraan gencatan senjata dengan Hamas. Resistance 87.54, support 85.13	↑	85.13	87.54
 XAUUSD	XAUUSD – Harga emas mencapai rekor tertinggi pada hari Senin untuk sesi ketujuh berturut-turut didorong oleh pembelian bank sentral dan ketegangan geopolitik sementara data ekonomi yang kuat gagal mengurangi daya tarik emas. Resistance 2360.83, support 2309.82	↑	2309.82	2360.83
 EURUSD	EURUSD – Harga naik setelah USD ditutup melemah pada hari Senin karena investor fokus pada data inflasi AS yang akan dirilis akhir pekan ini, para pedagang mencerna beragam data ekonomi di tengah perlambatan pertumbuhan jasa diikuti oleh jumlah perekrutan tenaga kerja yang kuat secara tak terduga yang mendorong pasar untuk mengurangi taruhan terhadap penurunan suku bunga Federal Reserve tahun ini. Resistance utama di 1.0888, support di 1.0805	↑	1.0805	1.0888
 USDJPY	USDJPY – Yen melemah terhadap dolar mendekati level terendah dalam 34 tahun terakhir setelah data menunjukkan upah riil pekerja Jepang turun di bulan Februari selama 23 bulan berturut-turut menunjukkan bahwa harga-harga yang lebih tinggi membebani selera belanja konsumen, investor tetap waspada terhadap potensi tindakan dari otoritas Jepang untuk mendukung mata uang yang melemah. Resistance 151.93, support 151.63	↑	151.63	151.93
 GBPUSD	GBPUSD – Harga naik setelah USD ditutup melemah pada hari Senin karena investor fokus pada data inflasi AS yang akan dirilis akhir pekan ini, para pedagang mencerna beragam data ekonomi di tengah perlambatan pertumbuhan jasa diikuti oleh jumlah perekrutan tenaga kerja yang kuat secara tak terduga yang mendorong pasar untuk mengurangi taruhan terhadap penurunan suku bunga Federal Reserve tahun ini. Resistance utama 1.2693, support 1.2622	↑	1.2622	1.2693
 USDCHF	USDCHF – Harga turun setelah USD ditutup melemah pada hari Senin karena investor fokus pada data inflasi AS yang akan dirilis akhir pekan ini, sementara yen merosot mendekati posisi terendah dalam 34 tahun, dengan para pedagang tetap waspada terhadap tindakan potensial dari otoritas Jepang untuk mendukung melemahnya mata uang. Resistance utama 0.9087, support 0.9004	↓	0.9004	0.9087
 AUDUSD	AUDUSD – Harga naik setelah USD turun pada hari Senin karena investor fokus pada data inflasi (CPI) AS bulan Maret yang akan dirilis pada hari Rabu, investor akan memantau hasilnya untuk mengetahui arah lebih lanjut mengenai kondisi perekonomian dan pasar masih memperkirakan siklus penurunan suku bunga Fed akan dimulai pada bulan Juni. Resistance 0.6621, support 0.6570	↑	0.6570	0.6621

ECONOMIC INDICATORS

DATE	WIB	CT Y	INDICATORS	PER	ACTUAL	FORECAST	PREV.	REV.
Mon/08-Apr-24	06:01	GB	S&P Global, KPMG and REC UK Report on Jobs					
	06:30	JP	Labor Cash Earnings YoY	Feb	1.8%	1.8%	2%	--
	06:30	JP	Real Cash Earnings YoY	Feb		-1.3%	-0.6%	--
	06:50	JP	BoP Current Account Balance	Feb	¥2644.2b	¥3112.5b	¥438.2b	--
	06:50	JP	BoP Current Account Adjusted	Feb	¥1370b	¥1990b	¥2727.5b	¥2750b
	06:50	JP	Trade Balance BoP Basis	Feb		-¥189.5b	¥1442.7b	--
	12:00	JP	Eco Watchers Survey Current SA	Mar	49.8	51.8	51.3	--
	12:00	JP	Eco Watchers Survey Outlook SA	Mar	51.2	53.5	53	--
	12:45	CH	Unemployment Rate	Mar	2.4%	--	2.4%	--
	12:45	CH	Unemployment Rate SA	Mar	2.3%	2.2%	2.2%	--
	13:00	DE	Industrial Production SA MoM	Feb	2.1%	0.3%	1%	--
	13:00	DE	Industrial Production WDA YoY	Feb	-4.76%	--	-5.5%	-5.05%
	13:00	DE	Trade Balance SA	Feb	€21.4b	€21.5b	27.5b	27.5b
	13:00	DE	Exports SA MoM	Feb	-2%	-0.5%	6.3%	--
	13:00	DE	Imports SA MoM	Feb	3.2%	-1%	3.6%	3.7%
	15:30	EZ	Sentix Investor Confidence	Apr	-5.9	-8.3	-10.5	--
	22:00	US	NY Fed 1-Yr Inflation Expectations	Mar	3%	--	3%	--
22:30	GB	BOE's Breeden speaks						
Tue/09-Apr-24	06:00	US	Fed's Kashkari Participates in Town Hall Meeting					
	07:30	AU	Westpac Consumer Conf SA MoM	Apr		--	-1.8%	--
	07:30	AU	Westpac Consumer Conf Index	Apr		--	84.4	--
	08:30	AU	NAB Business Confidence	Mar		--	0	--
	08:30	AU	NAB Business Conditions	Mar		--	10	--
	12:00	JP	Consumer Confidence Index	Mar		39.6	39.1	--
	13:00	JP	Machine Tool Orders YoY	Mar P		--	-8%	--
	15:00	EZ	ECB Bank Lending Survey					
	17:00	US	NFIB Small Business Optimism	Mar		90	89.4	--
Wed/10-Apr-24	06:50	JP	PPI YoY	Mar		0.8%	0.6%	--
	06:50	JP	PPI MoM	Mar		0.3%	0.2%	--
	09:00	NZ	RBNZ Official Cash Rate	10-Apr		5.50%	5.50%	--
	19:30	CA	Building Permits MoM	Feb		-3.9%	13.5%	--
	19:30	US	CPI MoM	Mar		0.3%	0.4%	--
	19:30	US	CPI Ex Food and Energy MoM	Mar		0.3%	0.4%	--
	19:30	US	CPI YoY	Mar		3.5%	3.2%	--
	19:30	US	CPI Ex Food and Energy YoY	Mar		3.7%	3.8%	--
	19:30	US	CPI Index NSA	Mar		312.073	310.326	--
	19:30	US	CPI Core Index SA	Mar		--	315.565	--
	19:30	US	Real Avg Hourly Earning YoY	Mar		--	1.1%	--
	19:30	US	Real Avg Weekly Earnings YoY	Mar		--	0.5%	--
	19:45	US	Fed's Bowman Discusses Basel Capital Requirements					
	20:45	CA	Bank of Canada Rate Decision	10-Apr		5.00%	5.00%	--
	21:00	US	Wholesale Trade Sales MoM	Feb		--	-1.7%	--
	21:00	US	Wholesale Inventories MoM	Feb F		--	0.5%	--
	21:30	US	DOE U.S. Crude Oil Inventories	5-Apr		--	3210k	--
	21:30	US	DOE Cushing OK Crude Inventory	5-Apr		--	-377k	--
	21:30	US	DOE U.S. Gasoline Inventories	5-Apr		--	-4256k	--
	21:30	US	DOE U.S. Distillate Inventory	5-Apr		--	-1268k	--
21:30	US	DOE U.S. Refinery Utilization	5-Apr		--	-0.1%	--	
23:45	US	Fed's Goolsbee Participates in Panel Discussion						
Thu/11-Apr-24	N/A	EZ	Eurogroup in Luxembourg					
	N/A	DE	Current Account Balance	Feb		--	29.7b	--
	01:00	US	FOMC Meeting Minutes	20-Mar		--	--	--
	01:00	US	Monthly Budget Statement	Mar		--	-\$296.3b	--
	06:01	GB	RICS House Price Balance	Mar		--	-10%	--
	08:00	AU	Consumer Inflation Expectation	Apr		--	4.3%	--
	08:30	CN	PPI YoY	Mar		-2.8%	-2.7%	--
	08:30	CN	CPI YoY	Mar		0.4%	0.7%	--
	15:30	GB	Bank of England Bank Liabilities/Credit Conditions Surveys					
	19:15	EZ	ECB Main Refinancing Rate	11-Apr		4.50%	4.50%	--
	19:15	EZ	ECB Marginal Lending Facility	11-Apr		4.75%	4.75%	--
	19:15	EZ	ECB Deposit Facility Rate	11-Apr		4.00%	4.00%	--
	19:30	US	PPI Final Demand MoM	Mar		0.3%	0.6%	--
	19:30	US	PPI Ex Food and Energy MoM	Mar		0.2%	0.3%	--
19:30	US	PPI Ex Food, Energy, Trade MoM	Mar		--	0.4%	--	
19:30	US	PPI Final Demand YoY	Mar		--	1.6%	--	

	19:30	US	PPI Ex Food and Energy YoY	Mar	--	2%	--
	19:30	US	PPI Ex Food, Energy, Trade YoY	Mar	--	2.8%	--
	19:30	US	Initial Jobless Claims	6-Apr	--	221k	--
	19:30	US	Continuing Claims	30-Mar	--	1791k	--
	19:45	EZ	ECB President Christine Lagarde Holds Press Conference				
	19:45	US	Fed's Williams Gives Keynote Remarks				
	23:00	US	Fed's Collins Speaks at Economic Club of New York				
Fri/12-Apr-24	N/A	CN	Trade Balance	Mar	\$71.34b	\$39.71b	\$75.31b
	N/A	CN	Exports YoY	Mar	-1.5%	5.6%	--
	N/A	CN	Imports YoY	Mar	1%	-8.2%	--
	N/A	CN	Exports YoY CNY	Mar	--	10.6%	--
	N/A	CN	Imports YoY CNY	Mar	--	-3.9%	--
	N/A	CN	Trade Balance CNY	Mar	--	281.97b	--
	00:30	US	Fed's Bostic Participates in Moderated Conversation				
	01:00	GB	BOE's Megan Greene speaks				
	05:30	NZ	BusinessNZ Manufacturing PMI	Mar	--	49.3	--
	11:30	JP	Industrial Production MoM	Feb F	--	-0.1%	--
	11:30	JP	Industrial Production YoY	Feb F	--	-3.4%	--
	11:30	JP	Capacity Utilization MoM	Feb	--	-7.9%	--
	13:00	DE	CPI YoY	Mar F	--	2.2%	--
	13:00	DE	CPI MoM	Mar F	--	0.4%	--
	13:00	DE	CPI EU Harmonized MoM	Mar F	--	0.6%	--
	13:00	DE	CPI EU Harmonized YoY	Mar F	--	2.3%	--
	13:00	GB	Monthly GDP (MoM)	Feb	--	0.2%	--
	13:00	GB	Monthly GDP (3M/3M)	Feb	--	-0.1%	--
	13:00	GB	Industrial Production MoM	Feb	--	-0.2%	--
	13:00	GB	Industrial Production YoY	Feb	--	0.5%	--
	13:00	GB	Manufacturing Production MoM	Feb	--	0.0%	--
	13:00	GB	Manufacturing Production YoY	Feb	--	2%	--
	13:00	GB	Construction Output MoM	Feb	--	1.1%	--
	13:00	GB	Construction Output YoY	Feb	--	0.7%	--
	13:00	GB	Index of Services MoM	Feb	--	0.2%	--
	13:00	GB	Index of Services 3M/3M	Feb	--	0.0%	--
	13:00	GB	Visible Trade Balance GBP/Mn	Feb	--	£14515m	--
	13:00	GB	Trade Balance GBP/Mn	Feb	--	-£3129m	--
	13:00	GB	Visible Trade Balance Ex Precious Metals	Feb	--	£16068m	--
	13:00	GB	Trade Balance Ex Precious Metals	Feb	--	-£4682m	--
	15:00	EZ	ECB Survey of Professional Forecasters				
	18:00	GB	Bank of England releases Bernanke report on forecasting				
	19:30	US	Import Price Index MoM	Mar	0.3%	0.3%	--
	19:30	US	Import Price Index ex Petroleum MoM	Mar	--	0.2%	--
	19:30	US	Import Price Index YoY	Mar	--	-0.8%	--
	19:30	US	Export Price Index MoM	Mar	0.2%	0.8%	--
	19:30	US	Export Price Index YoY	Mar	--	-1.8%	--
	20:00	CA	Existing Home Sales MoM	Mar	--	-3.1%	--
	21:00	US	U. of Mich. Sentiment	Apr P	78.7	79.4	--
	21:00	US	U. of Mich. Current Conditions	Apr P	--	82.5	--
	21:00	US	U. of Mich. Expectations	Apr P	--	77.4	--
	21:00	US	U. of Mich. 1 Yr Inflation	Apr P	--	2.9%	--
	21:00	US	U. of Mich. 5-10 Yr Inflation	Apr P	--	2.8%	--
Sat/13-Apr-24	00:00	US	Baker Hughes U.S. Rig Count	12-Apr	--	--	--
	01:30	US	Fed's Bostic Gives Speech on Housing				
	02:30	US	Fed's Daly Participates in Fireside Chat				

OIL WTI – CL-MAY/USD (Exp. 18 Apr 2024)



DATE	OPEN	HIGH	LOW	RANGE	CLOSE	CHANGE	PREVIOUS
Apr 08	85.76	87.10	84.69	2.41	86.56	↓ 0.18	86.74

WEEKLY		APRIL		2024	
HIGH	LOW	HIGH	LOW	HIGH	LOW
87.10 (08/Apr)	84.69 (08/Apr)	87.62 (05/Apr)	82.63 (01/Apr)	87.62 (05/Apr)	69.30 (03/Jan)

GOLD (XAU/USD)



DATE	OPEN	HIGH	LOW	RANGE	CLOSE	CHANGE	PREVIOUS
Apr 08	2306.36	2353.78	2302.78	51.00	2338.86	↑ 15.63	2323.23

WEEKLY		APRIL		2024	
HIGH	LOW	HIGH	LOW	HIGH	LOW
2353.78 (08/Apr)	2302.78 (08/Apr)	2353.78 (08/Apr)	2228.35 (01/Apr)	2353.78 (08/Apr)	1989.97 (13/Feb)

SILVER – XAG/USD



RESISTANCE	29.556	
	28.810	
	28.329	
SUPPORT	27.102	
	26.356	
	25.875	
SUGGESTION	BUY	27.70
	SELL	---
	S/L	27.10
	T/P:	28.30 28.80

DATE	OPEN	HIGH	LOW	RANGE	CLOSE	CHANGE	PREVIOUS
Apr 08	27.071	28.065	26.838	1.227	27.847	↑ 0.493	27.354

WEEKLY		APRIL		2024	
HIGH	LOW	HIGH	LOW	HIGH	LOW
28.065 (08/Apr)	26.838 (08/Apr)	28.065 (08/Apr)	24.719 (01/Apr)	28.065 (08/Apr)	21.903 (22/Jan)

EUR/USD

Interest Rate: 4.50% (EU) / 5.25% - 5.50% (US)



RESISTANCE	1.09154	
	1.08886	
	1.08737	
SUPPORT	1.08320	
	1.08052	
	1.07903	
SUGGESTION	BUY	1.0855
	SELL	---
	S/L	1.0830
	T/P:	1.0900 1.0915

DATE	OPEN	HIGH	LOW	RANGE	CLOSE	CHANGE	PREVIOUS
Apr 08	1.08274	1.08618	1.08201	41,7	1.08588	↑ 23,8	1.08350

WEEKLY		APRIL		2024	
HIGH	LOW	HIGH	LOW	LOW	HIGH
1.08618 (08/Apr)	1.08201 (08/Apr)	1.08757 (04/Apr)	1.07237 (02/Apr)	1.10438 (02/Jan)	1.06941 (14/Feb)

All price & chart based on Valbury MT4 Platform

USDJPY

Interest Rate: 5.25% - 5.50% (US) / 0.00% (JP)



RESISTANCE	152.232
	152.082
	151.935
SUPPORT	151.638
	151.488
	151.341
SUGGESTION	BUY 151.75
	SELL ---
	S/L 151.60
	T/P: 151.90 152.05

DATE	OPEN	HIGH	LOW	RANGE	CLOSE	CHANGE	PREVIOUS
Apr 08	151.684	151.932	151.635	29,7	151.788	↑ 15,3	151.635

WEEKLY		APRIL		2024	
HIGH	LOW	HIGH	LOW	HIGH	LOW
151.932 (08/Apr)	151.635 (08/Apr)	151.944 (03/Apr)	150.802 (05/Apr)	151.961 (27/Mar)	140.806 (02/Jan)

GBP/USD

Interest Rate: 5.25% (GB) / 5.25% - 5.50% (US)



RESISTANCE	1.27233
	1.26931
	1.26727
SUPPORT	1.26221
	1.25919
	1.25715
SUGGESTION	BUY 1.2650
	SELL ---
	S/L 1.2620
	T/P: 1.2695 1.2715

DATE	OPEN	HIGH	LOW	RANGE	CLOSE	CHANGE	PREVIOUS
Apr 08	1.26207	1.26630	1.26124	50,6	1.26522	↑ 18,0	1.26342

WEEKLY		APRIL		2024	
HIGH	LOW	HIGH	LOW	HIGH	LOW
1.26630 (08/Apr)	1.26124 (08/Apr)	1.26832 (04/Apr)	1.25385 (01/Apr)	1.28926 (08/Mar)	1.25172 (05/Feb)

All price & chart based on Valbury MT4 Platform

USD/CHF

Interest Rate: 5.25% - 5.50% (US) / 1.50% (CH)



RESISTANCE	0.91114	
	0.90879	
	0.90698	
SUPPORT	0.90282	
	0.90047	
	0.89866	
SUGGESTION	BUY	---
	SELL	0.9055
	S/L	0.9080
	T/P:	0.9010 0.8995

DATE	OPEN	HIGH	LOW	RANGE	CLOSE	CHANGE	PREVIOUS
Apr 08	0.90346	0.90645	0.90229	41,6	0.90516	↑ 30,3	0.90213

WEEKLY		APRIL		2024	
HIGH	LOW	HIGH	LOW	HIGH	LOW
0.90645 (08/Apr)	0.90229 (08/Apr)	0.90945 (03/Apr)	0.89968 (05/Apr)	0.90945 (03/Apr)	0.84012 (02/Jan)

AUD/USD

Interest Rate: 4.35% (AU) / 5.25% - 5.50% (US)



RESISTANCE	0.66724	
	0.66408	
	0.66216	
SUPPORT	0.65708	
	0.65392	
	0.65200	
SUGGESTION	BUY	0.6595
	SELL	---
	S/L	0.6570
	T/P:	0.6620 0.6640

DATE	OPEN	HIGH	LOW	RANGE	CLOSE	CHANGE	PREVIOUS
Apr 08	0.65691	0.66092	0.65584	50,8	0.66024	↑ 22,7	0.65797

WEEKLY		APRIL		2024	
HIGH	LOW	HIGH	LOW	HIGH	LOW
0.66092 (08/Apr)	0.65584 (08/Apr)	0.66181 (04/Apr)	0.64798 (01/Apr)	0.68381 (02/Jan)	0.64418 (13/Feb)

All price & chart based on Valbury MT4 Platform

NZD/USD

Interest Rate: 5.50% (NZ) / 5.25% - 5.50% (US)



RESISTANCE	0.60862	
	0.60620	
	0.60462	
SUPPORT	0.60062	
	0.59820	
	0.59662	
SUGGESTION	BUY	0.6025
	SELL	---
	S/L	0.6005
	T/P:	0.6045 0.6060

DATE	OPEN	HIGH	LOW	RANGE	CLOSE	CHANGE	PREVIOUS
Apr 08	0.60055	0.60378	0.59987	39,1	0.60304	↑ 16,0	0.60144

WEEKLY		APRIL		2024	
HIGH	LOW	HIGH	LOW	HIGH	LOW
0.60378 (08/Apr)	0.59987 (08/Apr)	0.60454 (04/Apr)	0.59385 (01/Apr)	0.63216 (02/Jan)	0.59385 (01/Apr)

USD/CAD

Interest Rate: 5.25% - 5.50% (US) / 5.00% (CA)



RESISTANCE	1.36513	
	1.36335	
	1.36039	
SUPPORT	1.35565	
	1.35387	
	1.35091	
SUGGESTION	BUY	---
	SELL	1.3580
	S/L	1.3605
	T/P:	1.3555 1.3535

DATE	OPEN	HIGH	LOW	RANGE	CLOSE	CHANGE	PREVIOUS
Apr 08	1.36010	1.36157	1.35683	47,4	1.35743	↓ 14,6	1.35889

WEEKLY		APRIL		2024	
HIGH	LOW	HIGH	LOW	HIGH	LOW
1.36157 (08/Apr)	1.35683 (08/Apr)	1.36464 (05/Apr)	1.34769 (04/Apr)	1.36464 (05/Apr)	1.32277 (02/Jan)

All price & chart based on Valbury MT4 Platform

EURJPY

Interest Rate: 4.50% (EU) / 0.00% (JP)

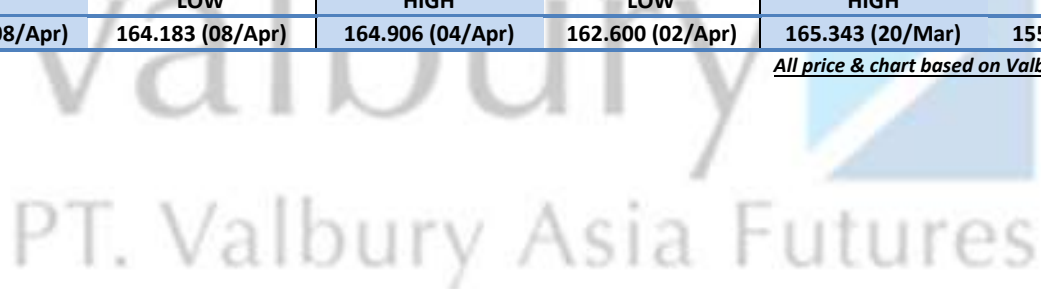


RESISTANCE	165.809	
	165.353	
	165.096	
SUPPORT	164.383	
	163.927	
	163.670	
SUGGESTION	BUY	164.75
	SELL	---
	S/L	164.40
	T/P:	165.10 165.35

DATE	OPEN	HIGH	LOW	RANGE	CLOSE	CHANGE	PREVIOUS
Apr 08	164.252	164.896	164.183	71,3	164.840	↑ 52,9	164.311

WEEKLY		APRIL		2024	
HIGH	LOW	HIGH	LOW	HIGH	LOW
164.896 (08/Apr)	164.183 (08/Apr)	164.906 (04/Apr)	162.600 (02/Apr)	165.343 (20/Mar)	155.060 (02/Jan)

All price & chart based on Valbury MT4 Platform



Disclaimer

All contents of this report have been prepared by the Research Dept. of Valbury Asia Futures and are provided solely for informational purpose. We have taken reasonable measures to ensure the accuracy of the report, however, do not guarantee its accuracy and will not accept liability for any consequential loss or damage which may arise directly or indirectly from any use of the report.

Published by RESEARCH DEPARTMENT – PT VALBURY ASIA FUTURES
Menara Karya 9th Floor, Jl. HR Rasuna Said Blok X-5 Kav. 1-2 Jakarta 12950 Indonesia
Phone : +6221-25533777, Email: research@valbury.com