








Daily Outlook

GLOBAL MARKETS & ECONOMIES | WEEKLY ECONOMIC INDICATORS | CURRENCIES | PRECIOUS METAL | OIL |

“USD Naik Setelah Pernyataan Pejabat Fed Mengenai Waktu Penurunan Suku Bunga”

Counter	News	Trend	Support	Resistance
 CLc1 (WTI)	OIL – Harga minyak ditutup sedikit lebih rendah pada hari Selasa di tengah tanda-tanda meredanya kekhawatiran pasokan sementara pelaku pasar mengalihkan fokus mereka ke data persediaan minyak mentah AS yang akan dirilis hari ini dan Rabu. Resistance 79.13, support 77.55	↓	77.55	79.13
 XAUUSD	XAUUSD – Harga emas turun di tengah menguatnya dolar meskipun imbal hasil Treasury AS turun karena investor tetap fokus pada kemungkinan dan waktu penurunan suku bunga Federal Reserve serta harapan gencatan senjata di Timur Tengah. Resistance 2325.79, support 2305.77	↓	2305.77	2325.79
 EURUSD	EURUSD – Harga turun setelah USD ditutup menguat terhadap sebagian besar mata uang pada hari Selasa, terus menguat sepanjang hari karena investor mencerna komentar terbaru dari pejabat Federal Reserve mengenai kemungkinan jalur suku bunga. Resistance utama di 1.0778, support di 1.0739	↓	1.0739	1.0778
 USDJPY	USDJPY – USD menguat terhadap yen untuk hari kedua berturut-turut karena ekspektasi perbedaan suku bunga yang besar terus berlanjut bahkan setelah peringatan baru dari pejabat Jepang tentang kesediaan mereka untuk menopang mata uang mereka. Resistance 154.94, support 154.04	↑	154.04	154.94
 GBPUSD	GBPUSD – Harga turun setelah USD ditutup menguat terhadap sebagian besar mata uang pada hari Selasa, terus menguat sepanjang hari karena investor mencerna komentar terbaru dari pejabat Federal Reserve mengenai kemungkinan jalur suku bunga dan menjelang pengumuman kebijakan Bank of England pada hari Kamis, di mana suku bunga diperkirakan tidak akan berubah. Resistance utama 1.2551, support 1.2481	↓	1.2481	1.2551
 USDCHF	USDCHF – Harga naik setelah USD ditutup menguat terhadap sebagian besar mata uang pada hari Selasa, terus menguat sepanjang hari karena investor mencerna komentar terbaru dari pejabat Federal Reserve mengenai kemungkinan jalur suku bunga. Resistance utama 0.9112, support 0.9061	↑	0.9061	0.9112
 AUDUSD	AUDUSD – Harga turun setelah Reserve Bank of Australia mempertahankan suku bunga dan menahan diri untuk tidak mengambil sikap hawkish meskipun Gubernur RBA Michele Bullock memperingatkan bahwa risiko inflasi sedang meningkat yang menandakan bahwa kebijakan tidak mungkin dilonggarkan dalam waktu dekat dan USD menguat pada hari Selasa karena investor mencerna komentar terbaru dari pejabat Federal Reserve mengenai kemungkinan arah suku bunga. Resistance 0.6631, support 0.6573	↓	0.6573	0.6631

ECONOMIC INDICATORS

DATE	WIB	CT Y	INDICATORS	PER	ACTUAL	FORECAST	PREV.	REV.
06-May - 17-May	N/A	EZ	EU Commission Economic Forecasts					
Mon/06-May-24	All	JP	Bank Holiday (Children's Day)					
	07:30	HK	S&P Global Hong Kong PMI	Apr	50.6	--	50.9	--
	08:30	AU	Melbourne Institute Inflation YoY	Apr		--	3.8%	--
	08:30	AU	Melbourne Institute Inflation MoM	Apr	0.1%	--	0.1%	--
	08:45	CN	Caixin China PMI Composite	Apr	52.8	--	52.7	--
	08:45	CN	Caixin China PMI Services	Apr	52.5	52.5	52.7	--
	14:55	DE	HCOB Germany Services PMI	Apr F	53.2	53.3	50.1	--
	14:55	DE	HCOB Germany Composite PMI	Apr F	50.6	50.5	47.7	--
	All	GB	Bank Holiday (Early May Bank Holiday)					
	15:00	EZ	HCOB Eurozone Services PMI	Apr F	53.3	52.9	51.5	--
	15:00	EZ	HCOB Eurozone Composite PMI	Apr F	51.7	51.4	50.3	--
	15:30	EZ	Sentix Investor Confidence	May	-3.6%	-4.8%	-5.9	--
	16:00	EZ	PPI MoM	Mar	-0.4%	-0.4%	-1%	-1.1%
	16:00	EZ	PPI YoY	Mar	-7.8%	-7.7%	-8.3%	-8.5%
	18:15	EZ	ECB's Villeroy Speaks at BIS Innovation Summit					
	18:30	EZ	ECB's Nagel, Panetta, RBI's Das Speak at BIS Innovation Summit					
	23:50	US	Fed's Barkin Speaks on Economic Outlook					
Tue/07-May-24	00:00	US	Fed's Williams Participates in Fireside Chat					
	01:00	US	Senior Loan Officer Opinion Survey on Bank Lending Practices					
	07:30	JP	Jibun Bank Japan PMI Composite	Apr F	52.3	--	51.7	--
	07:30	JP	Jibun Bank Japan PMI Services	Apr F	54.3	54.6	54.1	--
	08:30	AU	Retail Sales Ex Inflation QoQ	1Q	-0.4%	-0.3%	0.3%	0.4%
	11:30	AU	RBA Cash Rate Target	7-May	4.35%	4.35%	4.35%	--
	11:30	AU	RBA-Statement on Monetary Policy					
	12:45	CH	Unemployment Rate	Apr	2.3%	--	2.4%	--
	12:45	CH	Unemployment Rate SA	Apr	2.3%	2.3%	2.3%	--
	13:00	DE	Factory Orders MoM	Mar	-0.4%	0.5%	0.2%	-0.8%
	13:00	DE	Factory Orders WDA YoY	Mar		-1.3%	-10.6%	--
	13:00	DE	Trade Balance SA	Mar	€22.3b	€22.4b	€21.4b	--
	13:00	DE	Exports SA MoM	Mar	0.9%	0.4%	-2%	-1.6%
	13:00	DE	Imports SA MoM	Mar	0.3%	-1%	3.2%	3.0%
	14:30	DE	HCOB Germany Construction PMI	Apr	37.5	--	38.3	--
	15:30	GB	S&P Global UK Construction PMI	Apr	53	50.4	50.2	--
	16:00	EZ	Retail Sales MoM	Mar	0.8%	0.6%	-0.5%	-0.3%
	16:00	EZ	Retail Sales YoY	Mar	0.7%	--	-0.7%	-0.5%
	20:00	EZ	ECB's De Cos, MAS's Chia, HKMA's Yue Speak at BIS Summit					
	21:00	CA	Ivey Purchasing Managers Index SA	Apr	63	58.1	57.5	--
	22:30	US	Fed's Kashkari Participates in Fireside Chat					
Wed/08-May-24	02:00	US	Consumer Credit	Mar	\$6.27b	\$15b	\$14.12b	--
	13:00	DE	Industrial Production SA MoM	Mar		-1%	2.1%	--
	13:00	DE	Industrial Production WDA YoY	Mar		-3.6%	-4.9%	--
	19:00	EZ	ECB's Wunsch Speaks in Frankfurt					
	21:00	US	Wholesale Trade Sales MoM	Mar		--	2.3%	--
	21:00	US	Wholesale Inventories MoM	Mar F		-0.4%	-0.4%	--
	21:30	US	DOE U.S. Crude Oil Inventories	3-May		--	7265k	--
	21:30	US	DOE Cushing OK Crude Inventory	3-May		--	1089k	--
	21:30	US	DOE U.S. Gasoline Inventories	3-May		--	344k	--
	21:30	US	DOE U.S. Distillate Inventory	3-May		--	-732k	--
	21:30	US	DOE U.S. Refinery Utilization	3-May		--	-1%	--
	22:00	US	Fed's Jefferson Speaks About Careers in Economics					
	22:45	US	Fed's Collins Speaks to MIT Students					
Thu/09-May-24	N/A	CN	Exports YoY	Apr		3%	-7.5%	--
	N/A	CN	Imports YoY	Apr		4%	-1.9%	--
	N/A	CN	Trade Balance	Apr		\$81.35b	\$58.55b	--
	N/A	CN	Exports YoY CNY	Apr		--	-3.8%	--
	N/A	CN	Imports YoY CNY	Apr		--	2%	--
	N/A	CN	Trade Balance CNY	Apr		--	415.86b	--
	00:30	US	Fed's Cook Speaks on Financial Stability					
	06:01	GB	S&P Global, KPMG and REC UK Report on Jobs					
	06:50	JP	BOJ Summary of Opinions (April MPM)					
	12:00	JP	Leading Index CI	Mar P		111.1	111.8	--
	12:00	JP	Coincident Index	Mar P		114	111.6	--

	All	CH	Bank Holiday (Ascension Day)					
	18:00	GB	Bank of England Bank Rate	9-May		5.25%	5.25%	--
	18:30	GB	BOE Governor Press Conference					
	19:15	EZ	ECB's Cipollone Speaks					
	19:15	EZ	ECB's Guindos Speaks					
	19:30	US	Initial Jobless Claims	4-May		--	208k	--
	19:30	US	Continuing Claims	27-Apr		--	1774k	--
	20:00	GB	BOE decision maker panel survey					
	21:00	CA	Bank of Canada releases Financial System Review					
	23:15	GB	BOE Chief Economist Huw Pill Q&A					
Fri/10-May-24	05:30	NZ	BusinessNZ Manufacturing PMI	Apr		--	47.1	--
	06:50	JP	BoP Current Account Balance	Mar		¥3440.7b	¥2644.2b	--
	06:50	JP	BoP Current Account Adjusted	Mar		¥2044.2b	¥1368.6b	--
	06:50	JP	Trade Balance BoP Basis	Mar		¥523.0b	-¥280.9b	--
	12:00	JP	Eco Watchers Survey Current SA	Apr		50.3	49.8	--
	12:00	JP	Eco Watchers Survey Outlook SA	Apr		51.6	51.2	--
	13:00	GB	GDP QoQ	1Q P		0.4%	-0.3%	--
	13:00	GB	GDP YoY	1Q P		0.0%	-0.2%	--
	13:00	GB	Exports QoQ	1Q P		--	-0.8%	--
	13:00	GB	Imports QoQ	1Q P		--	-0.3%	--
	13:00	GB	Monthly GDP (MoM)	Mar		--	0.1%	--
	13:00	GB	Industrial Production MoM	Mar		--	1.1%	--
	13:00	GB	Industrial Production YoY	Mar		--	1.4%	--
	13:00	GB	Manufacturing Production MoM	Mar		--	1.2%	--
	13:00	GB	Manufacturing Production YoY	Mar		--	2.7%	--
	13:00	GB	Construction Output MoM	Mar		--	-1.9%	--
	13:00	GB	Construction Output YoY	Mar		--	-2%	--
	13:00	GB	Index of Services MoM	Mar		--	0.1%	--
	13:00	GB	Index of Services 3M/3M	Mar		--	0.2%	--
	13:00	GB	Visible Trade Balance GBP/Mn	Mar		--	£14212m	--
	13:00	GB	Trade Balance GBP/Mn	Mar		--	-£2291m	--
	13:00	GB	Visible Trade Balance Ex Precious Metals	Mar		--	£15308m	--
	13:00	GB	Trade Balance Ex Precious Metals	Mar		--	-£3387m	--
	14:00	EZ	ECB's Cipollone Speaks					
	18:15	GB	BOE's Huw Pill speaks					
	18:30	EZ	ECB Publishes Account of April Policy Meeting					
	19:30	CA	Net Change in Employment	Apr		17.5k	-2.2k	--
	19:30	CA	Part Time Employment Change	Apr		--	-1.6k	--
	19:30	CA	Full Time Employment Change	Apr		--	-0.7k	--
	19:30	CA	Unemployment Rate	Apr		6.2%	6.1%	--
	19:30	CA	Hourly Wage Rate Permanent Employees YoY	Apr		--	5%	--
	19:30	CA	Participation Rate	Apr		--	65.3%	--
	20:00	US	Fed's Bowman Speaks on Financial Stability Risks					
	21:00	US	U. of Mich. Sentiment	May P		77	77.2	--
	21:00	US	U. of Mich. Current Conditions	May P		--	79	--
	21:00	US	U. of Mich. Expectations	May P		--	76	--
	21:00	US	U. of Mich. 1 Yr Inflation	May P		--	3.2%	--
	21:00	US	U. of Mich. 5-10 Yr Inflation	May P		--	3%	--
	23:45	US	Fed's Goolsbee Speaks in Moderated Q&A					
Sat/11-May-24	00:00	US	Baker Hughes U.S. Rig Count	10-May		--	--	--
	00:30	US	Fed's Barr Gives Commencement Speech					
	01:00	US	Monthly Budget Statement	Apr		--	-\$236.5b	--
	08:30	CN	PPI YoY	Apr		-2.3%	-2.8%	--
	08:30	CN	CPI YoY	Apr		0.1%	0.1%	--

OIL WTI – CL-JUN/USD (Exp. 17 May 2024)



DATE	OPEN	HIGH	LOW	RANGE	CLOSE	CHANGE	PREVIOUS
May 07	78.77	79.13	77.55	1.58	78.34	↓ 0.33	78.67

WEEKLY		MAY		2024	
HIGH	LOW	HIGH	LOW	HIGH	LOW
79.13 (07/May)	77.55 (07/May)	81.56 (01/May)	77.55 (07/May)	87.63 (12/Apr)	69.30 (03/Jan)

GOLD (XAU/USD)



DATE	OPEN	HIGH	LOW	RANGE	CLOSE	CHANGE	PREVIOUS
May 07	2323.90	2329.84	2309.82	20.02	2313.75	↓ 10.02	2323.77

WEEKLY		MAY		2024	
HIGH	LOW	HIGH	LOW	HIGH	LOW
2331.96 (06/May)	2291.67 (06/May)	2331.96 (06/May)	2277.20 (03/May)	2431.35 (12/Apr)	1989.97 (13/Feb)

SILVER – XAG/USD



RESISTANCE	27.806	
	27.656	
	27.436	
SUPPORT	27.066	
	26.916	
	26.696	
SUGGESTION	BUY	---
	SELL	27.25
	S/L	27.45
	T/P:	27.05 26.90

DATE	OPEN	HIGH	LOW	RANGE	CLOSE	CHANGE	PREVIOUS
May 07	27.415	27.507	27.137	0.370	27.215	↓ 0.206	27.421

WEEKLY		MAY		2024	
HIGH	LOW	HIGH	LOW	HIGH	LOW
27.507 (07/May)	26.412 (06/May)	27.507 (07/May)	26.001 (02/May)	29.773 (12/Apr)	21.903 (22/Jan)

EUR/USD

Interest Rate: 4.50% (EU) / 5.25% - 5.50% (US)



RESISTANCE	1.08180	
	1.08023	
	1.07785	
SUPPORT	1.07390	
	1.07233	
	1.06995	
SUGGESTION	BUY	---
	SELL	1.0755
	S/L	1.0780
	T/P:	1.0705 1.0690

DATE	OPEN	HIGH	LOW	RANGE	CLOSE	CHANGE	PREVIOUS
May 07	1.07683	1.07865	1.07470	39,5	1.07548	↓ 13,3	1.07681

WEEKLY		MAY		2024	
HIGH	LOW	HIGH	LOW	LOW	HIGH
1.07900 (06/May)	1.07470 (07/May)	1.08114 (03/May)	1.06487 (01/May)	1.10438 (02/Jan)	1.06003 (16/Apr)

All price & chart based on Valbury MT4 Platform

USDJPY

Interest Rate: 5.25% - 5.50% (US) / 0.00% (JP)



RESISTANCE	155.839	
	155.289	
	154.940	
SUPPORT	154.041	
	153.491	
	153.142	
SUGGESTION	BUY	154.50
	SELL	---
	S/L	154.05
	T/P:	154.95 155.30

DATE	OPEN	HIGH	LOW	RANGE	CLOSE	CHANGE	PREVIOUS
May 07	153.846	154.740	153.841	89,9	154.590	↑ 74,2	153.848

WEEKLY		MAY		2024	
HIGH	LOW	HIGH	LOW	HIGH	LOW
154.740 (07/May)	153.113 (06/May)	157.980 (01/May)	151.855 (03/May)	160.194 (29/Apr)	140.806 (02/Jan)

GBP/USD

Interest Rate: 5.25% (GB) / 5.25% - 5.50% (US)



RESISTANCE	1.26210	
	1.25953	
	1.25513	
SUPPORT	1.24816	
	1.24559	
	1.24119	
SUGGESTION	BUY	---
	SELL	1.2510
	S/L	1.2545
	T/P:	1.2460 1.2440

DATE	OPEN	HIGH	LOW	RANGE	CLOSE	CHANGE	PREVIOUS
May 07	1.25609	1.25697	1.25000	69,7	1.25072	↓ 53,7	1.25609

WEEKLY		MAY		2024	
HIGH	LOW	HIGH	LOW	HIGH	LOW
1.25932 (06/May)	1.25000 (07/May)	1.26335 (03/May)	1.24651 (01/May)	1.28926 (08/Mar)	1.22985 (22/Apr)

All price & chart based on Valbury MT4 Platform

USD/CHF

Interest Rate: 5.25% - 5.50% (US) / 1.50% (CH)



RESISTANCE	0.91327	
	0.91127	
	0.90969	
SUPPORT	0.90611	
	0.90411	
	0.90253	
SUGGESTION	BUY	0.9080
	SELL	---
	S/L	0.9055
	T/P:	0.9120 0.9135

DATE	OPEN	HIGH	LOW	RANGE	CLOSE	CHANGE	PREVIOUS
May 07	0.90569	0.90926	0.90568	35,8	0.90812	↑ 24,2	0.90570

WEEKLY		MAY		2024	
HIGH	LOW	HIGH	LOW	HIGH	LOW
0.90926 (07/May)	0.90349 (06/May)	0.92232 (01/May)	0.90052 (03/May)	0.92232 (01/May)	0.84012 (02/Jan)

AUD/USD

Interest Rate: 4.35% (AU) / 5.25% - 5.50% (US)



RESISTANCE	0.66887	
	0.66659	
	0.66313	
SUPPORT	0.65739	
	0.65511	
	0.65165	
SUGGESTION	BUY	---
	SELL	0.6605
	S/L	0.6630
	T/P:	0.6575 0.6550

DATE	OPEN	HIGH	LOW	RANGE	CLOSE	CHANGE	PREVIOUS
May 07	0.66230	0.66430	0.65856	57,4	0.65968	↓ 26,4	0.66232

WEEKLY		MAY		2024	
HIGH	LOW	HIGH	LOW	HIGH	LOW
0.66430 (07/May)	0.65856 (07/May)	0.66485 (03/May)	0.64643 (01/May)	0.68381 (02/Jan)	0.63612 (19/Apr)

All price & chart based on Valbury MT4 Platform

NZD/USD

Interest Rate: 5.50% (NZ) / 5.25% - 5.50% (US)



RESISTANCE	0.60484	
	0.60361	
	0.60188	
SUPPORT	0.59892	
	0.59769	
	0.59596	
SUGGESTION	BUY	---
	SELL	0.6005
	S/L	0.6020
	T/P:	0.5990 0.5975

DATE	OPEN	HIGH	LOW	RANGE	CLOSE	CHANGE	PREVIOUS
May 07	0.60081	0.60239	0.59943	29,6	0.60014	↓ 6,2	0.60076

WEEKLY		MAY		2024	
HIGH	LOW	HIGH	LOW	HIGH	LOW
0.60308 (06/May)	0.59943 (06/May)	0.60476 (03/May)	0.58733 (01/May)	0.63216 (02/Jan)	0.58512 (19/Apr)

USD/CAD

Interest Rate: 5.25% - 5.50% (US) / 5.00% (CA)



RESISTANCE	1.38375	
	1.37890	
	1.37568	
SUPPORT	1.36761	
	1.36276	
	1.35954	
SUGGESTION	BUY	1.3715
	SELL	---
	S/L	1.3675
	T/P:	1.3755 1.3790

DATE	OPEN	HIGH	LOW	RANGE	CLOSE	CHANGE	PREVIOUS
May 07	1.36640	1.37404	1.36597	80,7	1.37247	↑ 60,9	1.36638

WEEKLY		MAY		2024	
HIGH	LOW	HIGH	LOW	HIGH	LOW
1.37404 (07/May)	1.36468 (06/May)	1.37821 (01/May)	1.36084 (03/May)	1.38450 (16/Apr)	1.32277 (02/Jan)

All price & chart based on Valbury MT4 Platform

EURJPY

Interest Rate: 4.50% (EU) / 0.00% (JP)

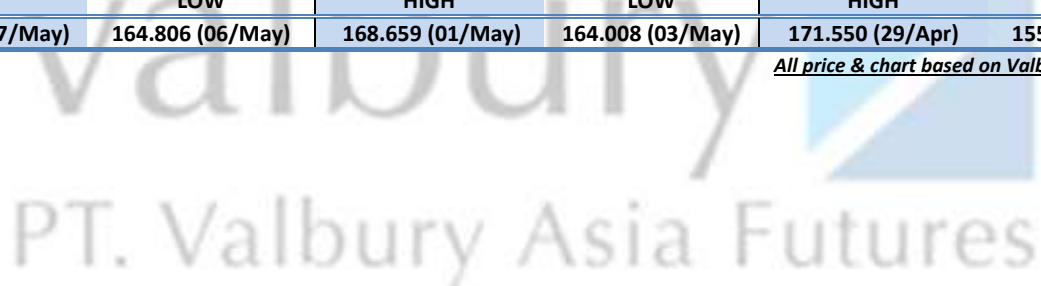


RESISTANCE	167.605	
	167.082	
	166.676	
SUPPORT	165.747	
	165.224	
	164.818	
SUGGESTION	BUY	166.20
	SELL	---
	S/L	165.75
	T/P:	166.65
		167.05

DATE	OPEN	HIGH	LOW	RANGE	CLOSE	CHANGE	PREVIOUS
May 07	165.704	166.560	165.631	92,9	166.269	↑ 56,8	165.701

WEEKLY		MAY		2024	
HIGH	LOW	HIGH	LOW	HIGH	LOW
166.560 (07/May)	164.806 (06/May)	168.659 (01/May)	164.008 (03/May)	171.550 (29/Apr)	155.060 (02/Jan)

All price & chart based on Valbury MT4 Platform



Disclaimer

All contents of this report have been prepared by the Research Dept. of Valbury Asia Futures and are provided solely for informational purpose. We have taken reasonable measures to ensure the accuracy of the report, however, do not guarantee its accuracy and will not accept liability for any consequential loss or damage which may arise directly or indirectly from any use of the report.

Published by RESEARCH DEPARTMENT – PT VALBURY ASIA FUTURES
Menara Karya 9th Floor, Jl. HR Rasuna Said Blok X-5 Kav. 1-2 Jakarta 12950 Indonesia
Phone : +6221-25533777, Email: research@valbury.com